



March 1, 2014

Manitoba Science, Technology, Energy and Mines
Box 1359, 227 King Street West
Virden, Manitoba
R0M 2C0

Attn: Jennifer Abel
Chief Petroleum Engineer

Re: South Pierson Unit No. 1 2013 Waterflood Progress Report

Please find the attached 2013 Waterflood Progress Report for South Pierson Unit No.1.

If you have any questions or concerns, please contact the undersigned at (403) 386-5356.

Yours truly,

Patrick Callin, E.I.T.
Exploitation Engineer
Canadian Natural Resources Ltd.

Canadian Natural Resources

Suite 2500, 855 – 2 Street SW Calgary, Alberta, Canada T2P 4J8 T 403.517.6700 F 403.517.7350 www.cnrl.com

South Pierson Unit No. 1 2013 Waterflood Progress Report

Section 1

a) Refer to attachments for production rate, injection rate, GOR and WORs for pool and patterns.

b) Refer to attachments for cumulative volumes of oil, gas, and water produced and injected fluids for the patterns and injected fluids.

c) Refer to attachments for wellhead injection pressures for each injection well.

d) There are no new reservoir pressure surveys conducted to report on from the 2013 calendar year within SPU #1.

e) Refer to attachments for South Pierson Unit # 1 well servicing summaries.

f) Refer to attachments for VRRs and Cum VRRs for the patterns and pool.

g) During 2012 and 2013, CNRL installed a water treatment facility designed to reduce the Oil & Grease and particulate size in our produced water for injection. Modifications were made at our Pierson 14-09-002-29W1 battery to treat dirty produced water through a 3 stage multi-media (MMF) and bag filtration process to get our injection water to the required standards for injection. After several months of attempting to treat our produced water, it was deemed unfeasible with the current filtration system and we discontinued the use of the MMF vessels. Produced water is still being treated through bag type filtration prior to injection into Unit 1; all injection into Unit 2 has been shut in until we are able to inject clean water to prevent further damage to injection wells.

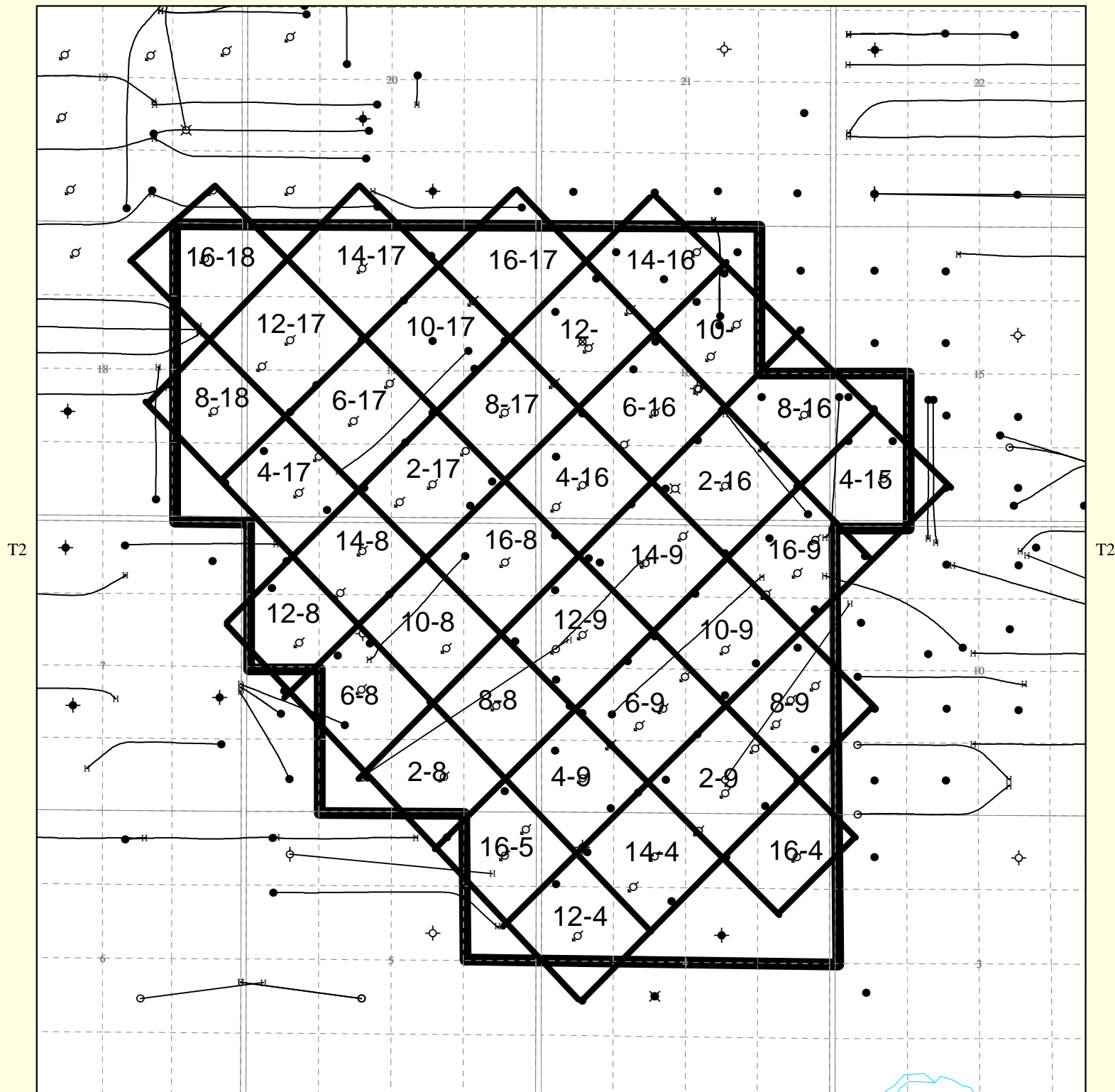
h) It has been an ongoing project for a number of years to try to increase injectivity into the Spearfish formation in SPU #1. Due to the low permeability and small pore throats in the Spearfish reservoir filtered water with minimal oil and grease and small particulate size is required to maintain good long-term injection into the Spearfish. After spending development capital in 2012 and 2013 on injection infrastructure, water filtration, and well conversions, CNRL decided to wait for a clean, filtered water source before injecting into SPU #2. In April 2013, CNRL finished the installation of the MMF system and put the new system online. When the system was online, injection into SPU#1 was converted to the MMF filtered water and water injection into SPU #2 began. After the produced water was deemed unfeasible to treat with the filtration system, CNRL decided it would be best to shut in injection in SPU #2 until a solution to water filtration has been implemented to prevent newly converted injection wells in SPU #2 from suffering near-wellbore damage from the injection water. CNRL is currently reviewing other options for managing injection water and the filtration system, with the goal of improving water quality for good long-term injectivity in to the Spearfish reservoir. Once an injection water filtration solution is implemented, CNRL will continue to do workovers and stimulations on the damaged injection wells within SPU #1.

i) There have been no other changes to the expected recovery for the Unit since the last report. CNRL is trying to improve the injectivity into the Spearfish formation, but at the end of 2013 it is still an ongoing project with nothing implemented to date. CNRL is working diligently towards a

solution to the water filtration requirements and expect it to be implemented in the near future. CNRL drilled a horizontal infill producer within the unit in 2013, and drilled two more infill wells in early Q1 2014. CNRL will continue to evaluate infill drilling opportunities within SPU #1 as there could be potential for more infill drilling within the unit. Initial rates oil production rates were positive from the 104/05-09-002-29W1 well, but longer term production results are required before any significant changes are made to any development plans within the unit.

R30

R29W1



R30

R29W1

WELL LEGEND**Bottom Hole Locations:**

- | | |
|---------------------|-----------------|
| ○ Location | ◇ Suspended |
| ⊗ Service or Drain | ● Oil |
| ◇ Dry & Abandoned | ◆ Abandoned Oil |
| ⊗ Abandoned Service | ⊙ Injection |

Surface Hole Locations:

- | | |
|----------------|--------------|
| —○ Directional | — Horizontal |
|----------------|--------------|

F/P/U LEGEND**Fields, Pools, Units:**

Units

Canadian Natural Resources L**SPU1 Pattern Names**


Created in AccuMap™
Product of IHS
Datum: NAD27
Vol. 24 No. 01, Jan 16 2014
(403) 770-4646

Author: elizabea
Date: February 26, 2014
File: Pierson.MAP
Scale: 1 : 30000
Projection: Stereographic
Center: N49.11665 W101.31544

Grid Information:
DLS: IHS Enhanced Grid
NTS: Theoretical Grid
FPS: Theoretical Grid
US: IHS US Grid

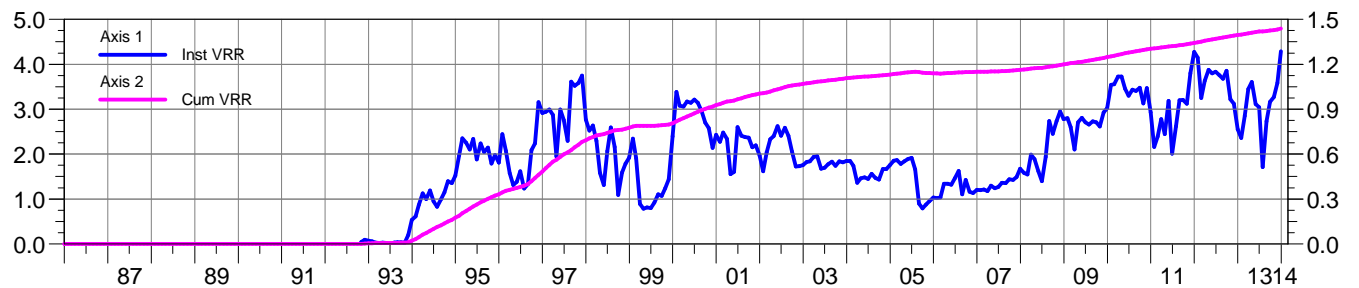
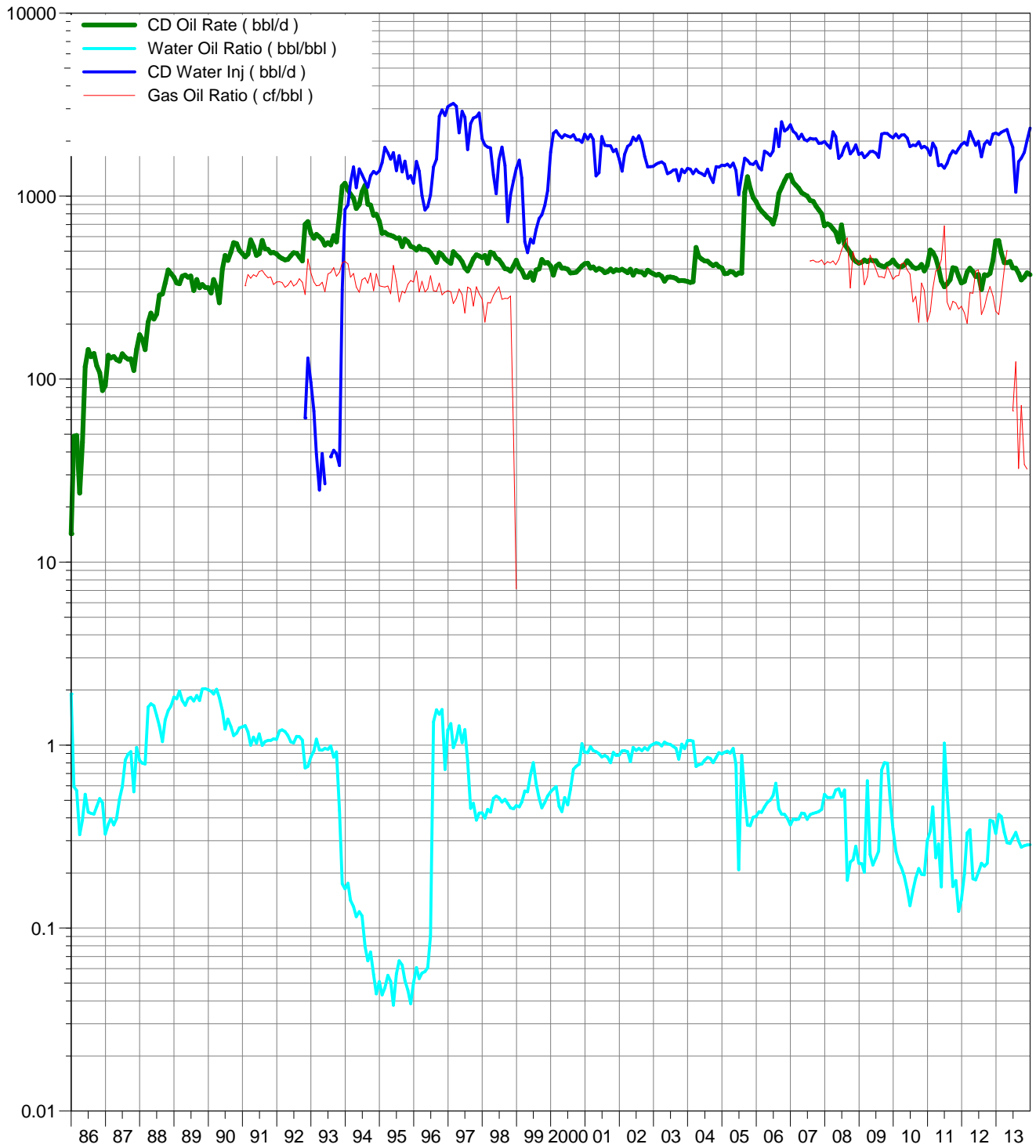
DLS Version Information:
AB: ATS 2.6
BC: PRB 2.0
SK: STS 2.5
MB: ML107

Scale 1:30000



South Pierson Unit No. 1 Overall Calendar Day Production

Cumulative Oil Prod : 4905.57 Mbbl



Overall South Pierson Unit No. 1

Axis 1 Pattern: (38) Set: PIERSON UNIT

- Cumulative Oil Prod (Mbbl)
- Cumulative Liquid Prod (Mbbl)
- Cumulative Water Prod (Mbbl)
- Cumulative Water Inj (Mbbl)

Axis 2

- Cumulative Gas Prod (MMcf)

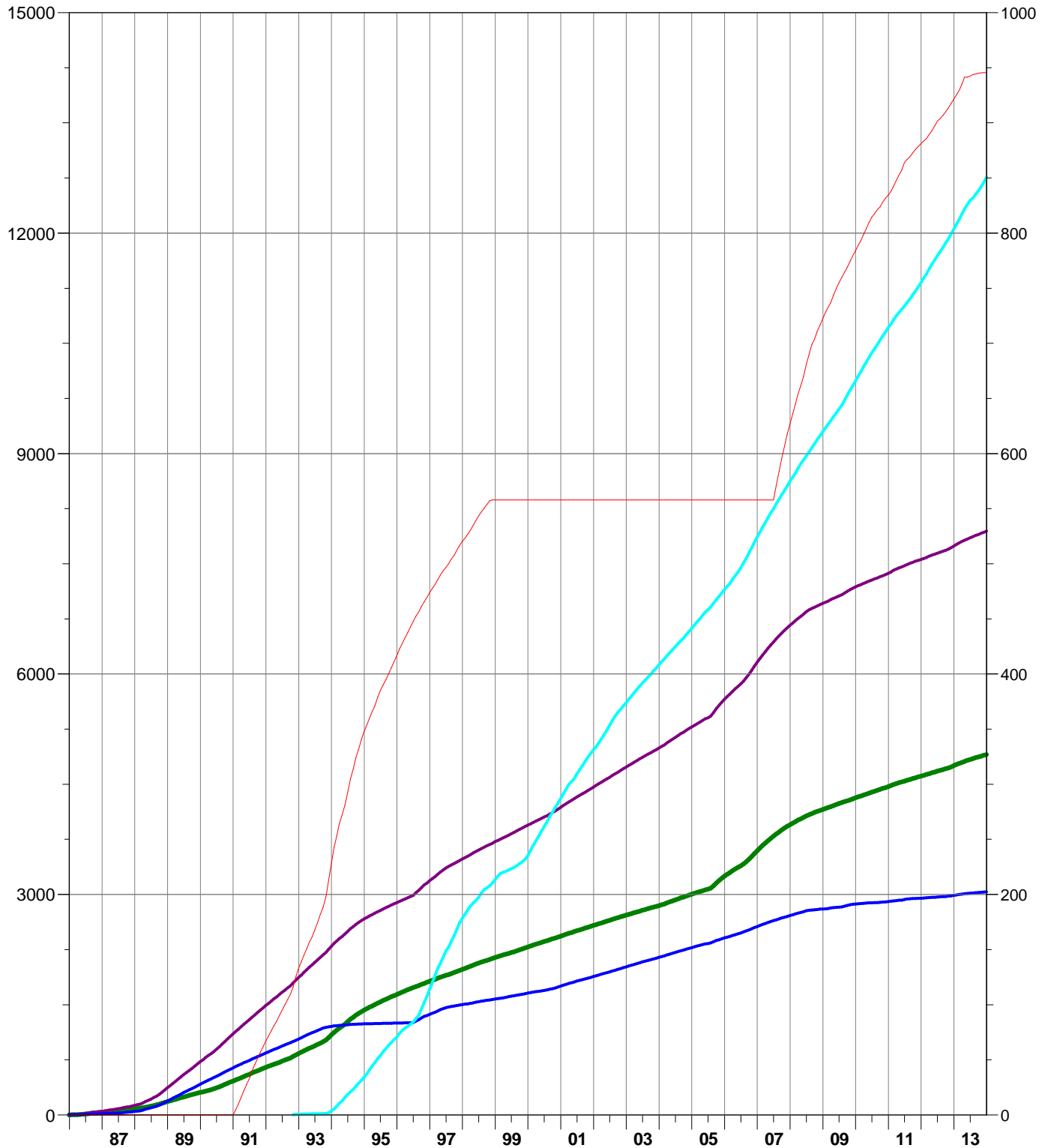
Cumulative Oil Prod : 4753.16 Mbbl

Cumulative Liquid Prod : 7740.92 Mbbl

Cumulative Water Prod : 2987.76 Mbbl

Cumulative Water Inj : 12056.48 Mbbl

Cumulative Gas Prod : 921.60 MMcf



Pattern: (38) Set: PIERSON UNIT
South Pierson Unit #1 Group Production and Injection

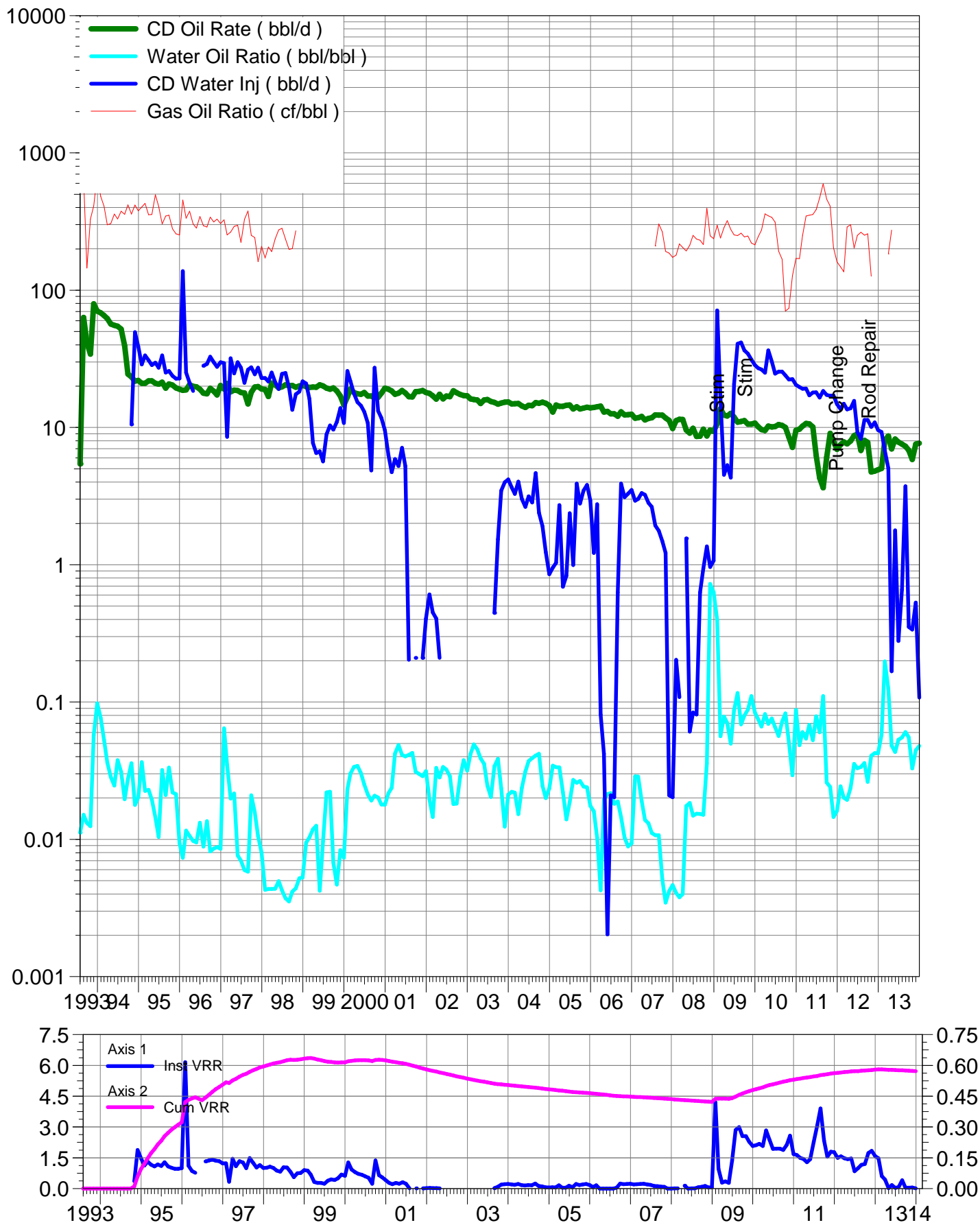
[illegible]

South Pierson Unit #1 Well Servicing

Well Name	Unit	Job Type	Job End Date	Summary
CNRL SOUTH PIERSON UNIT NO. 1 4A-9-2-29W1	1	Pump Change	11/20/2013	Repair(BHPF Hot Oil/ DT-45)/ return to prod.
CNRL SOUTH PIERSON UNIT NO 1 PROV 100/15-4-2-29	1	Hole in Tubing	11/2/2013	Tbg failure. Tbg inspection 73-yellow, 4-blue, 4-green, 29-red. corrosion hole in jt # 82. Change BHP. Put well back on production.
S. PIERSON UNIT NO.1 PROV 3-8-2-29	1	Pump Change	10/28/2013	Hot water & DT-45 waxed in Tbg and rods, Changed failed BHP and all scr rods. Put well on production.
SOUTH PIERSON UNIT NO.1 10-17-2-29	1	Pump Repair	10/11/2013	Hot DT-45 and water tbg and rods, change failed BHP. Put well back on production.
SOUTH PIERSON UNIT NO 1 14B-8-2-29	1	Packer Repair	8/29/2013	Repair packer and PWO Injection.
SOUTH PIERSON UNIT NO 1 A1-9-2-29	1	Pump Repair	8/26/2013	Perform hot DT-45 and water job. Change failed BHP and Put will on production.
CNRL S PIERSON UNIT NO. 1 14-16-2-29	1	Pump Repair	8/9/2013	Replace failed BHP, Hot DT-45 & water tbg and rods. Put will on production.
CNRL PIERSON UNIT 13-9-2-29	1	Pump Repair	7/17/2013	Hot DT45 & water tbg and rods. Change failed BHP and P.W.O.P.
CNRL SOUTH PIERSON UNIT NO 1 A5-9-2-29	1	Pump Repair	7/16/2013	Replace failed BHP, Hot DT-45 & water tbg and rods. Put will on production.
SOUTH PIERSON UNIT NO 1 5B-15-2-29	1	Pump Repair	6/19/2013	Hot DT45 & water tbg and rods. Change failed BHP and P.W.O.P.
SOUTH PIERSON UNIT NO 1 13B-4-2-29	1	Hole in Tubing	6/18/2013	Hot DT-45 (420 liters with16.- m3 water) treatment to formation. Inspected tbg, 70 - yellow, 4 - blue, 34 - red, Replaced red with yellow band.Changed BHP and P.W.O.P.
CNRL S PIERSON UNIT 1 HZNTL 15-8-2-29	1	Pump Change	6/17/2013	Repair(BHPF Hot Oil/ DT-45)/ return to prod.
SOUTH PIERSON UNIT NO 1 PROV A13-4-2-29	1	Pump Repair	6/15/2013	Hot DT45 & water treatment to formation. Change failed BHP and P.W.O.P.
CNRL SOUTH PIERSON UNIT NO 1 PROV 4C-16-2-29	1	Pump Repair	6/10/2013	Hot DT45 & water tbg and rods. Change failed BHP and P.W.O.P.
SOUTH PIERSON UNIT NO. 1 15-17-2-29	1	Hole in Tubing	6/6/2013	Hot DT-45 (210 liters with16.- m3 water) tbg and rods. Inspected tbg, 81 - yellow, 25 - red, Replaced red with new.Changed BHP and P.W.O.P.
CNRL SOUTH PIERSON UNIT NO. 1 13B-9-2-29	1	Pump Repair	3/7/2013	Flush tubing with Hot oiler at 90°C & 26.0m3 DT-45-C , Change out Pump
CNRL PIERSON UNIT 5-15-2-29	1	Perf Wash	2/1/2013	Perform hot waxsol job. Perform Sanjel solvent/acid combo to stimulate low production. Change BHP. Put well on production.
CNRL SOUTH PIERSON UNIT NO. 1 7B-16-2-29	1	Pump Repair	1/5/2013	Hot waxsol tbg and rods. Exchange BHP. Put well on production.

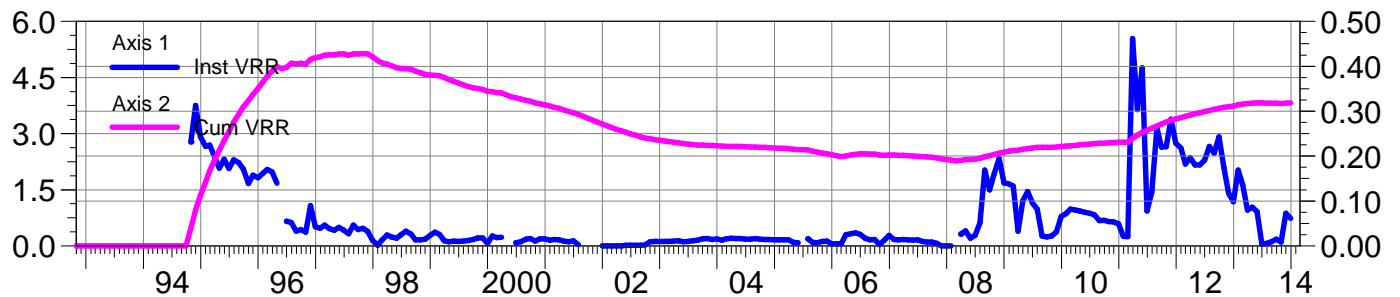
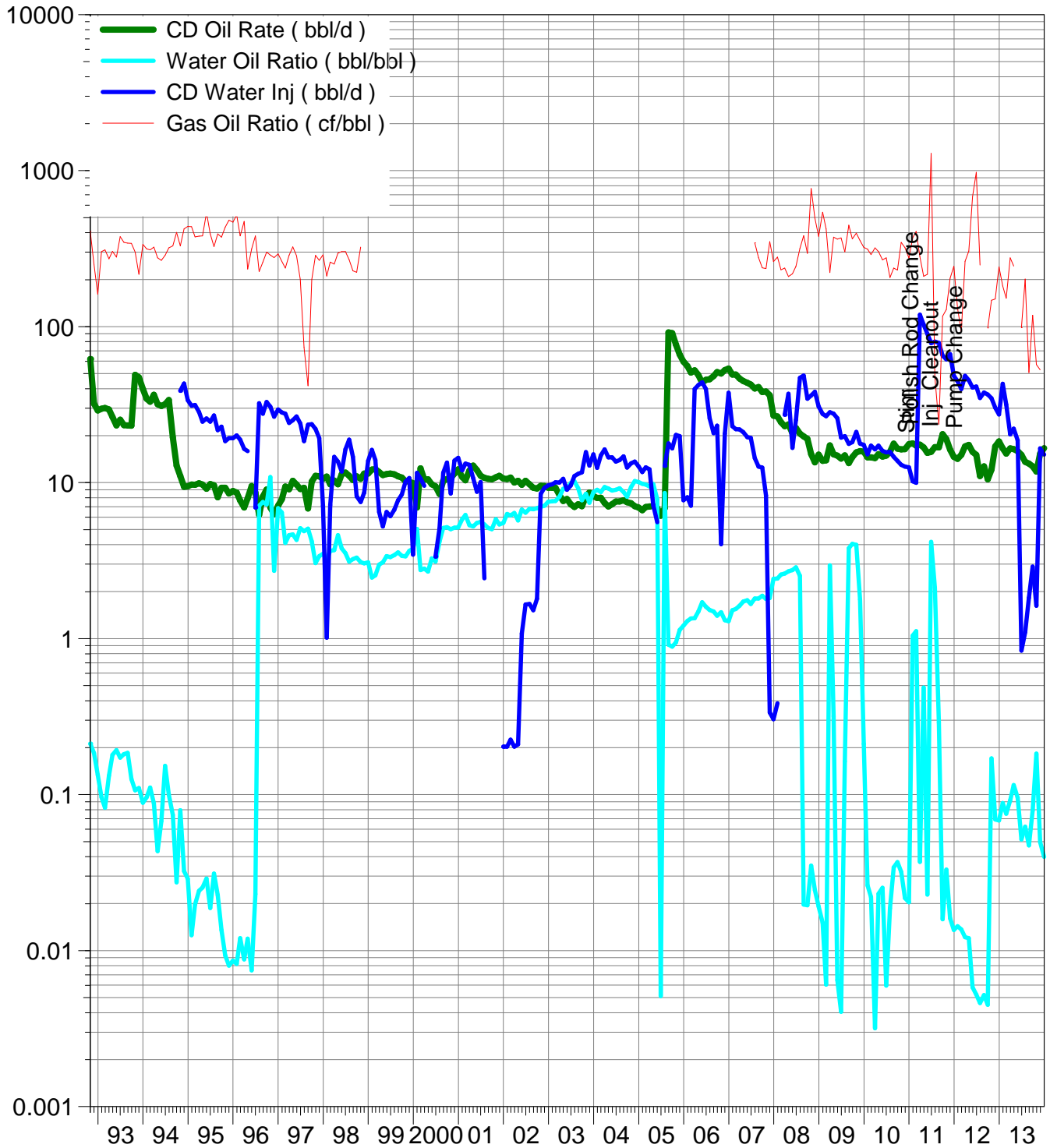
Calendar Day Production for Pattern: 02-08 Set: PIERSON UNIT

Cumulative Oil Prod : 124.77 Mbbl



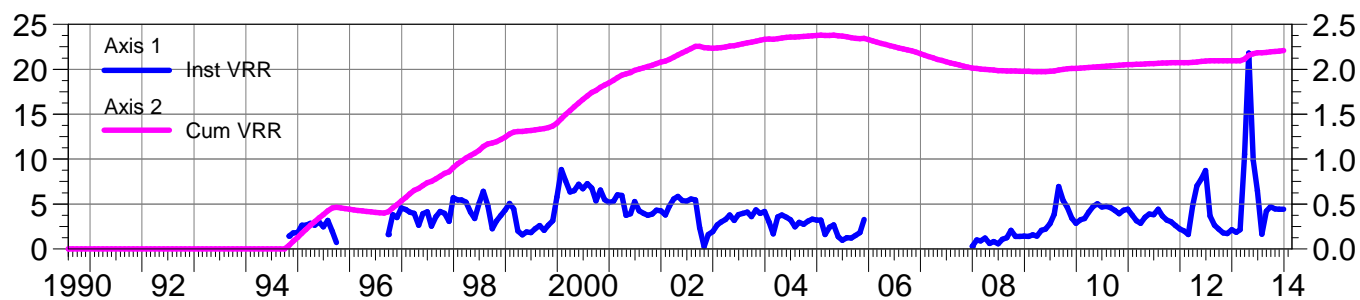
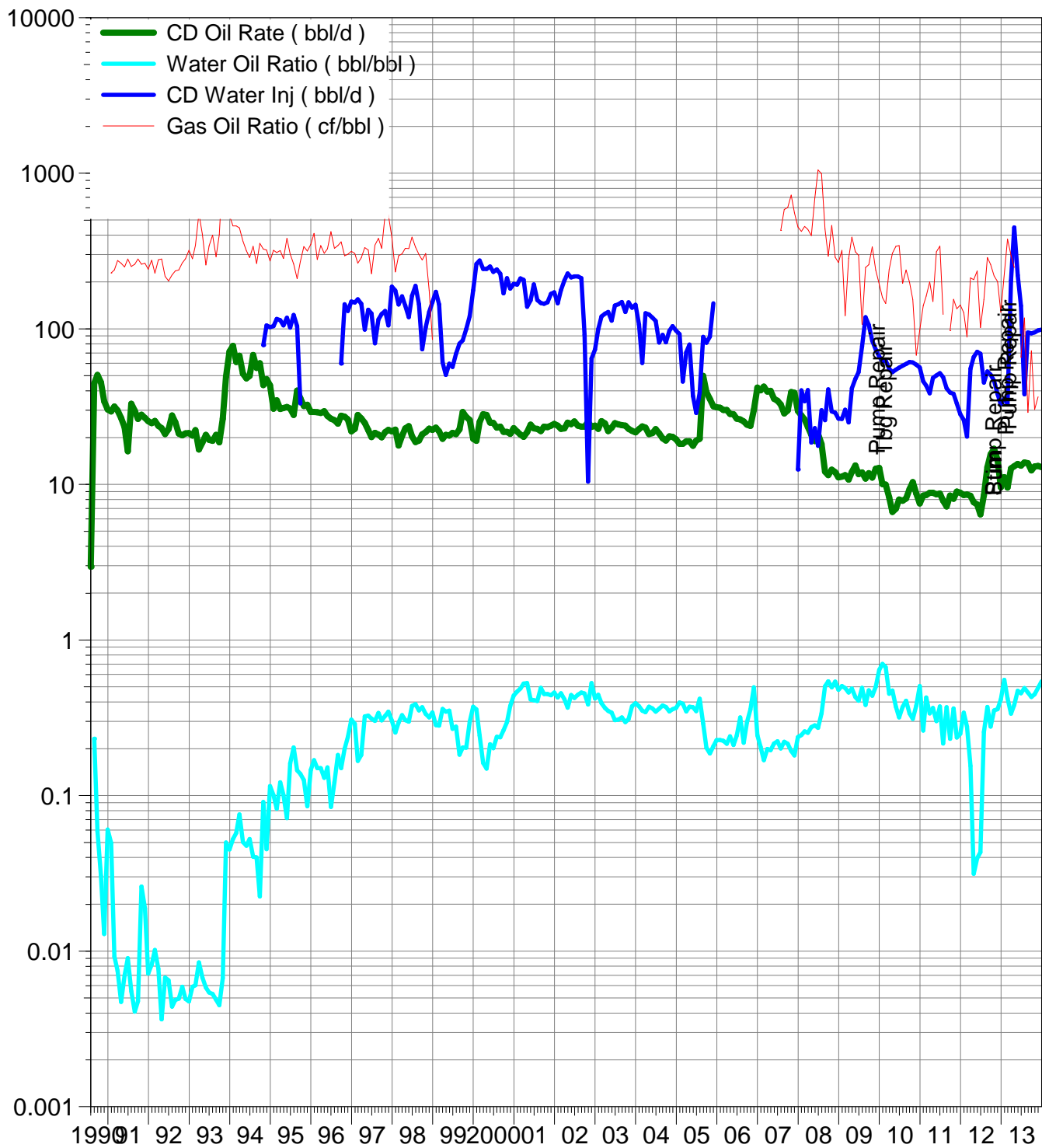
Calendar Day Production for Pattern: 02-09 Set: PIERSON UNIT

Cumulative Oil Prod : 140.92 Mbbl



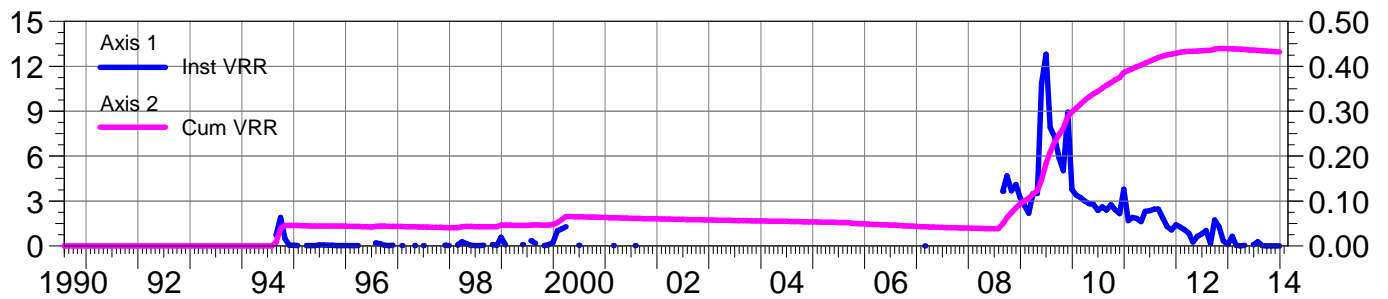
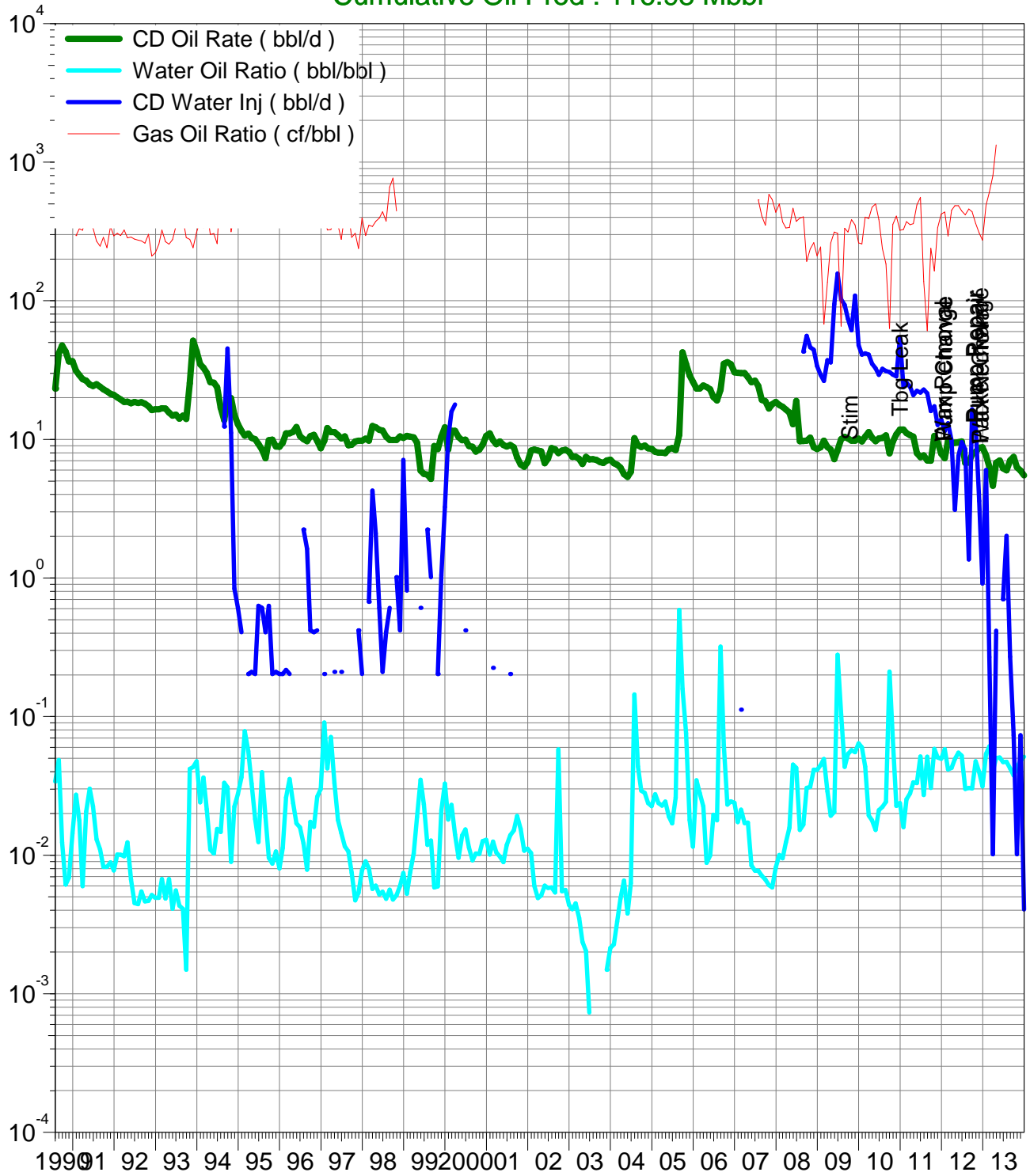
Calendar Day Production for Pattern: 02-16 Set: PIERSON UNIT

Cumulative Oil Prod : 201.85 Mbbl



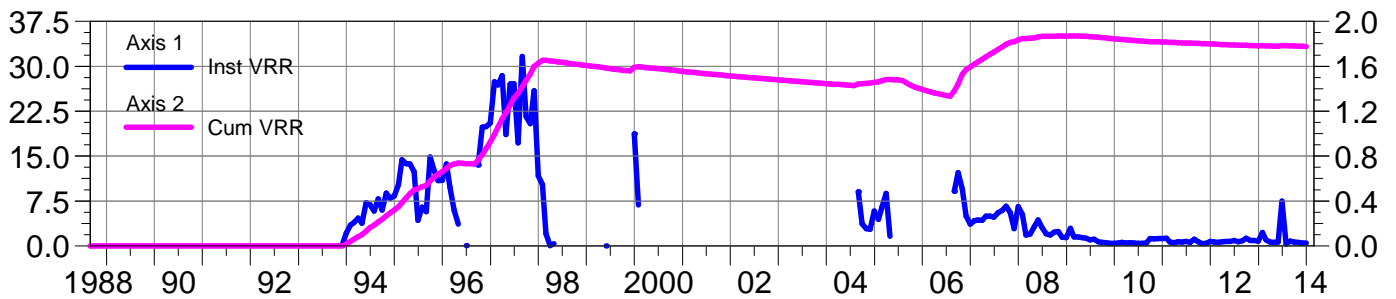
Calendar Day Production for Pattern: 02-17 Set: PIERSON UNIT

Cumulative Oil Prod : 116.98 Mbbl



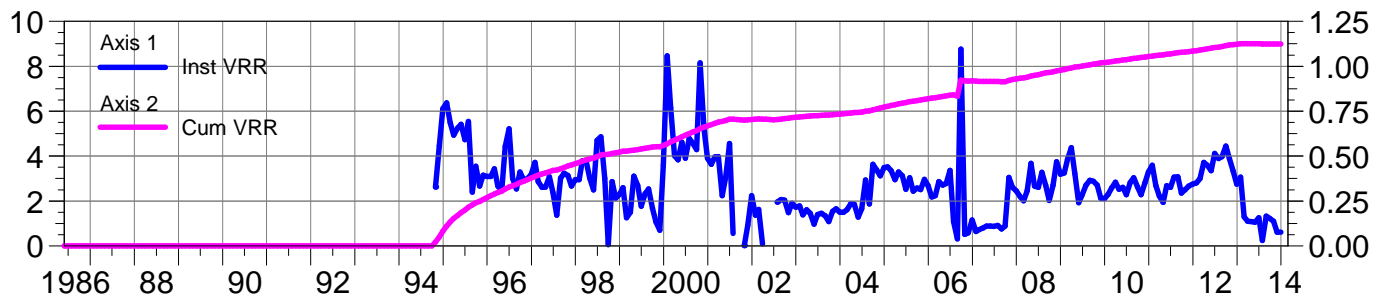
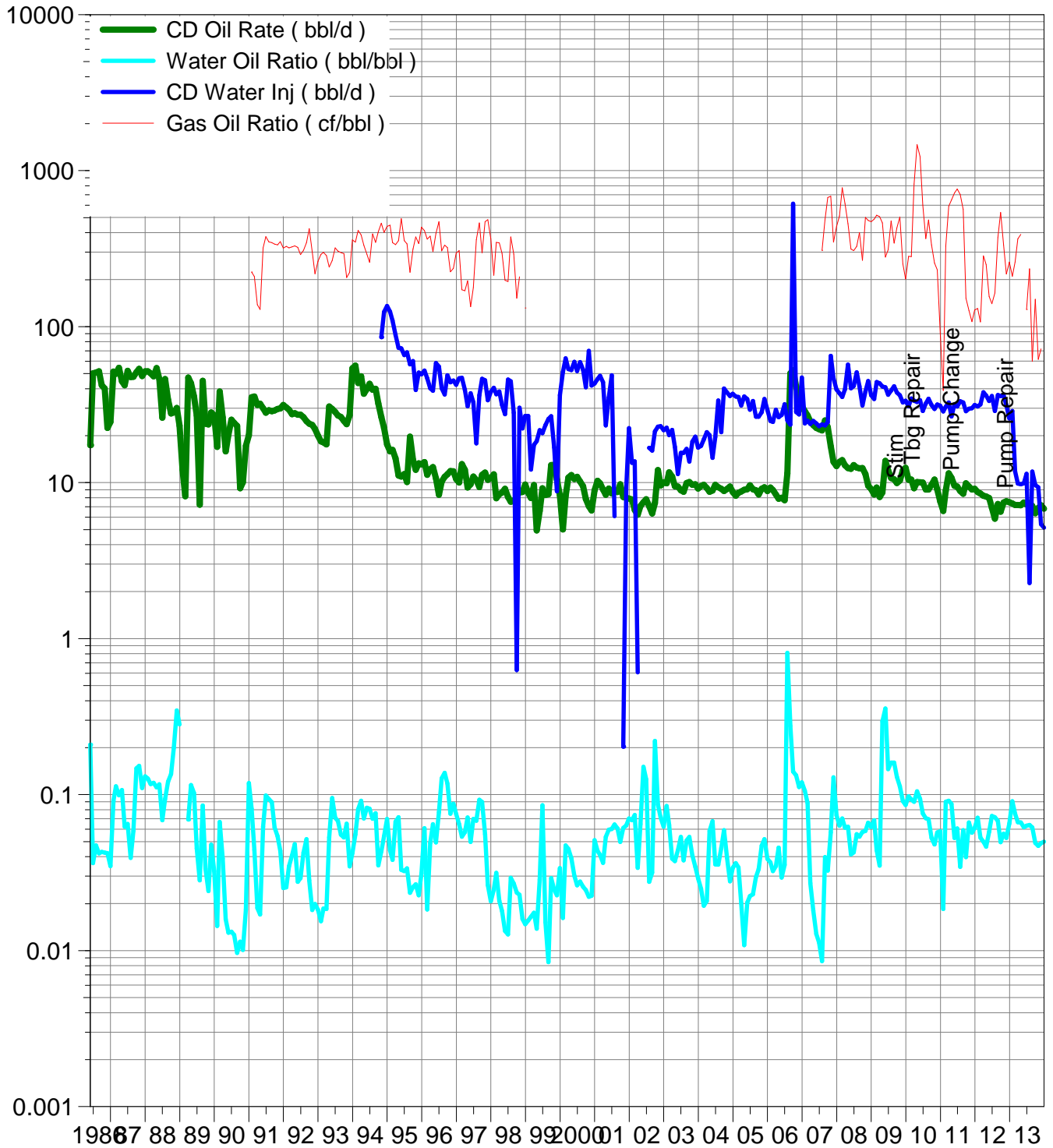
Calendar Day Production for Pattern: 04-09 Set: PIERSON UNIT

Cumulative Oil Prod : 182.42 Mbbl



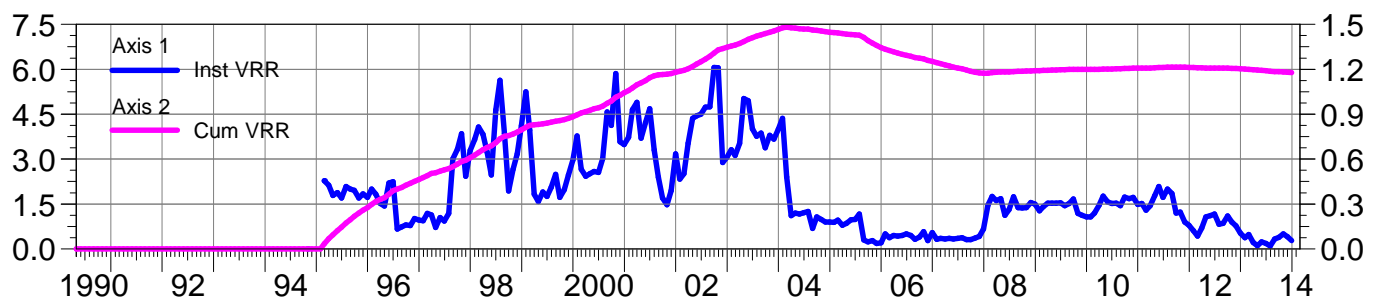
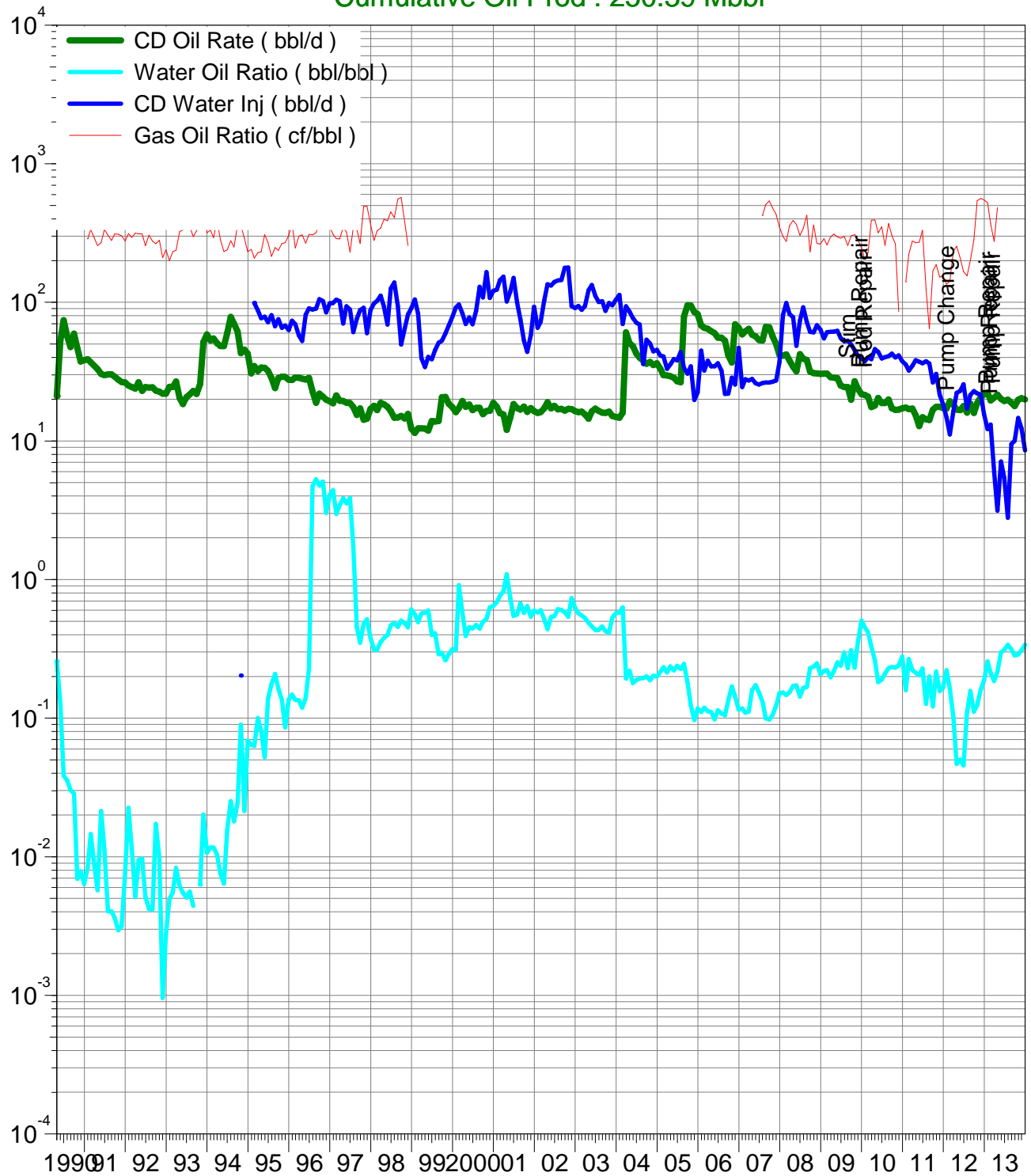
Calendar Day Production for Pattern: 04-15 Set: PIERSON UNIT

Cumulative Oil Prod : 178.82 Mbbl



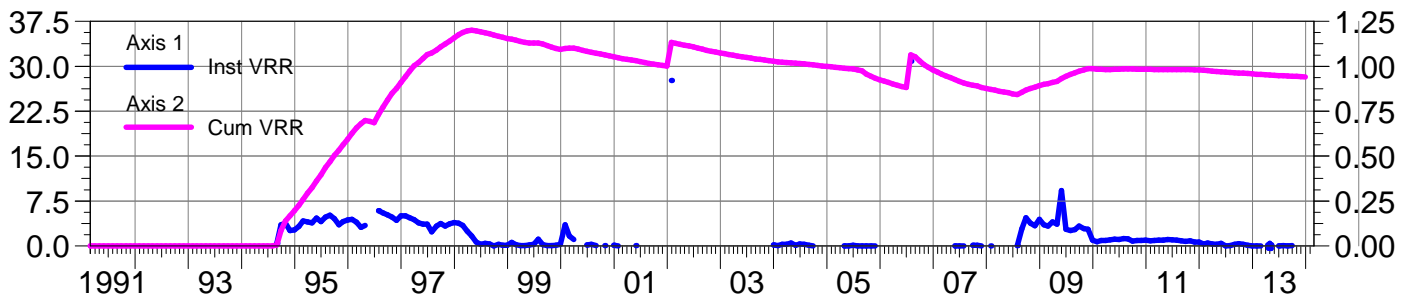
Calendar Day Production for Pattern: 04-16 Set: PIERSON UNIT

Cumulative Oil Prod : 250.39 Mbbl



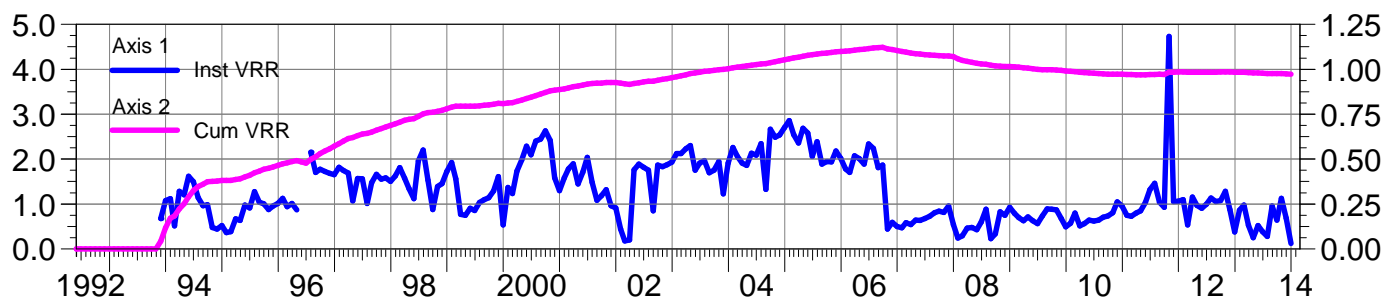
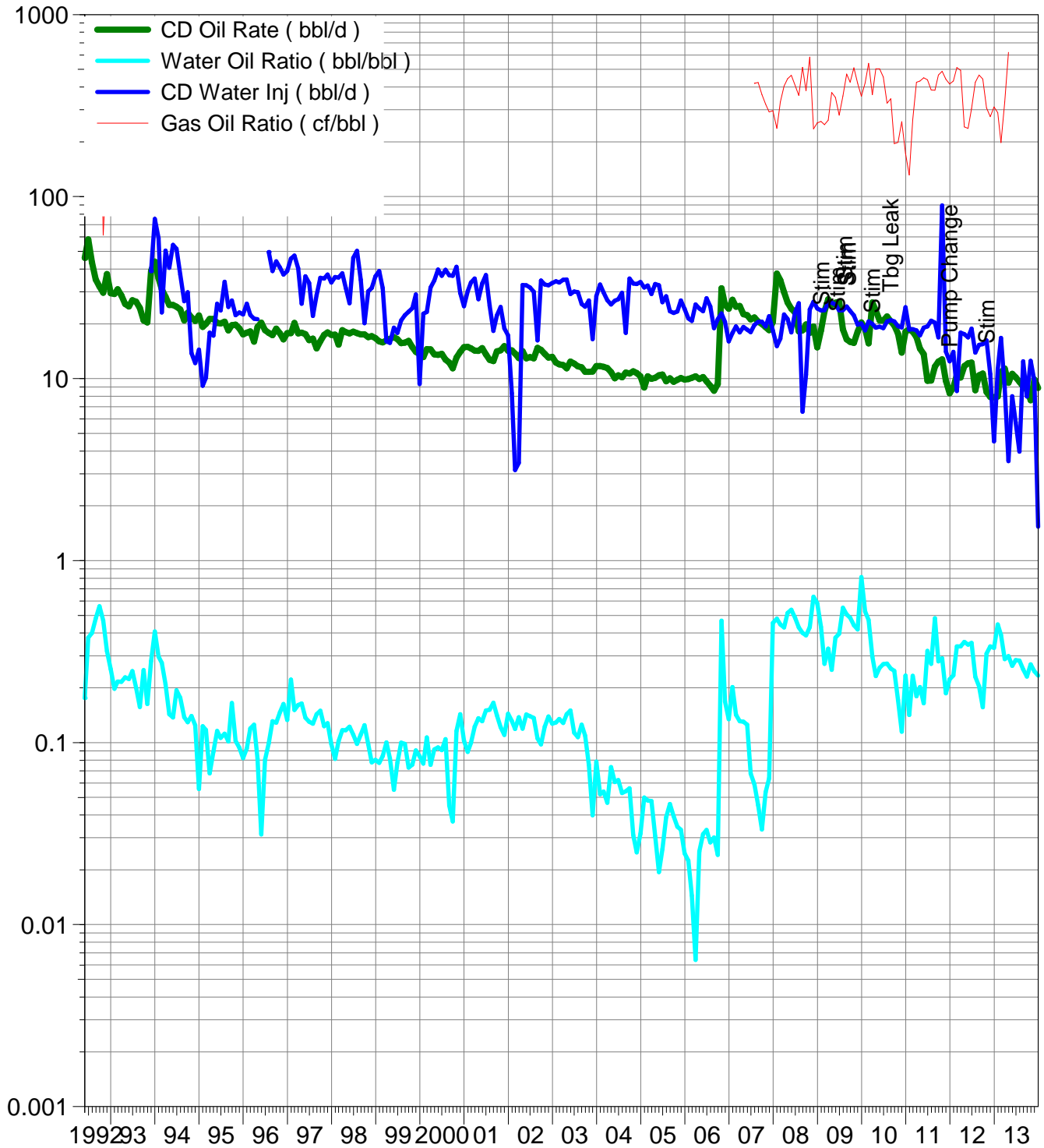
Calendar Day Production for Pattern: 04-17 Set: PIERSON UNIT

Cumulative Oil Prod : 69.90 Mbbl



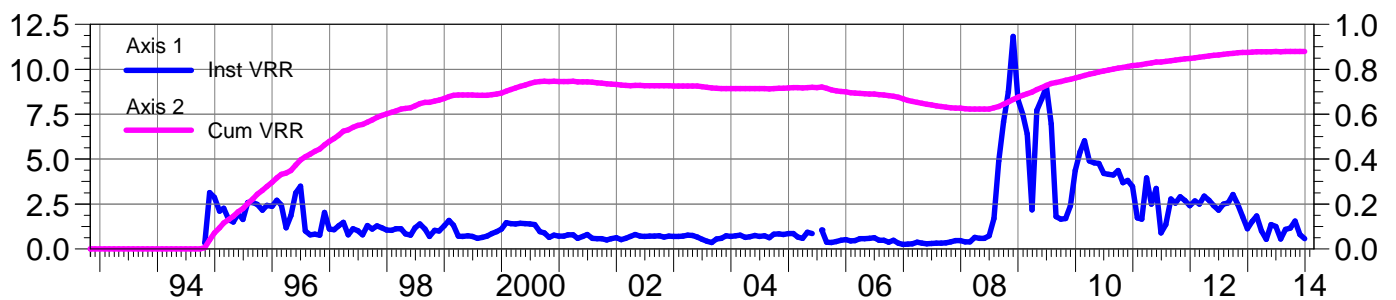
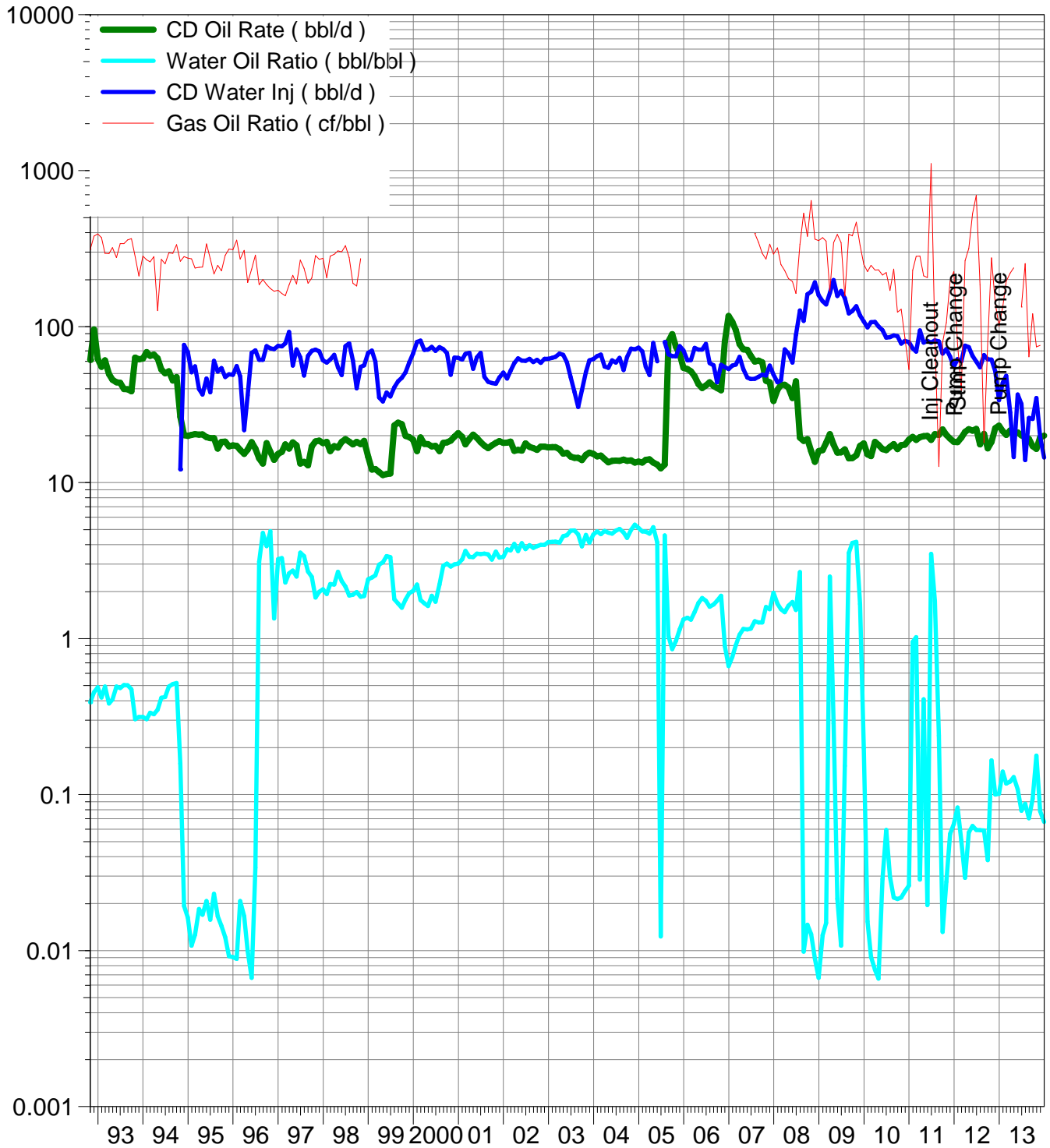
Calendar Day Production for Pattern: 06-08 Set: PIERSON UNIT

Cumulative Oil Prod : 136.64 Mbbl



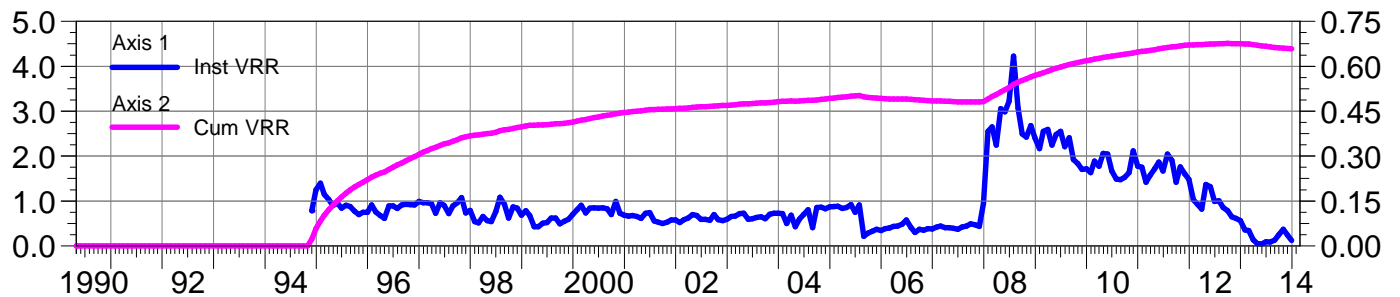
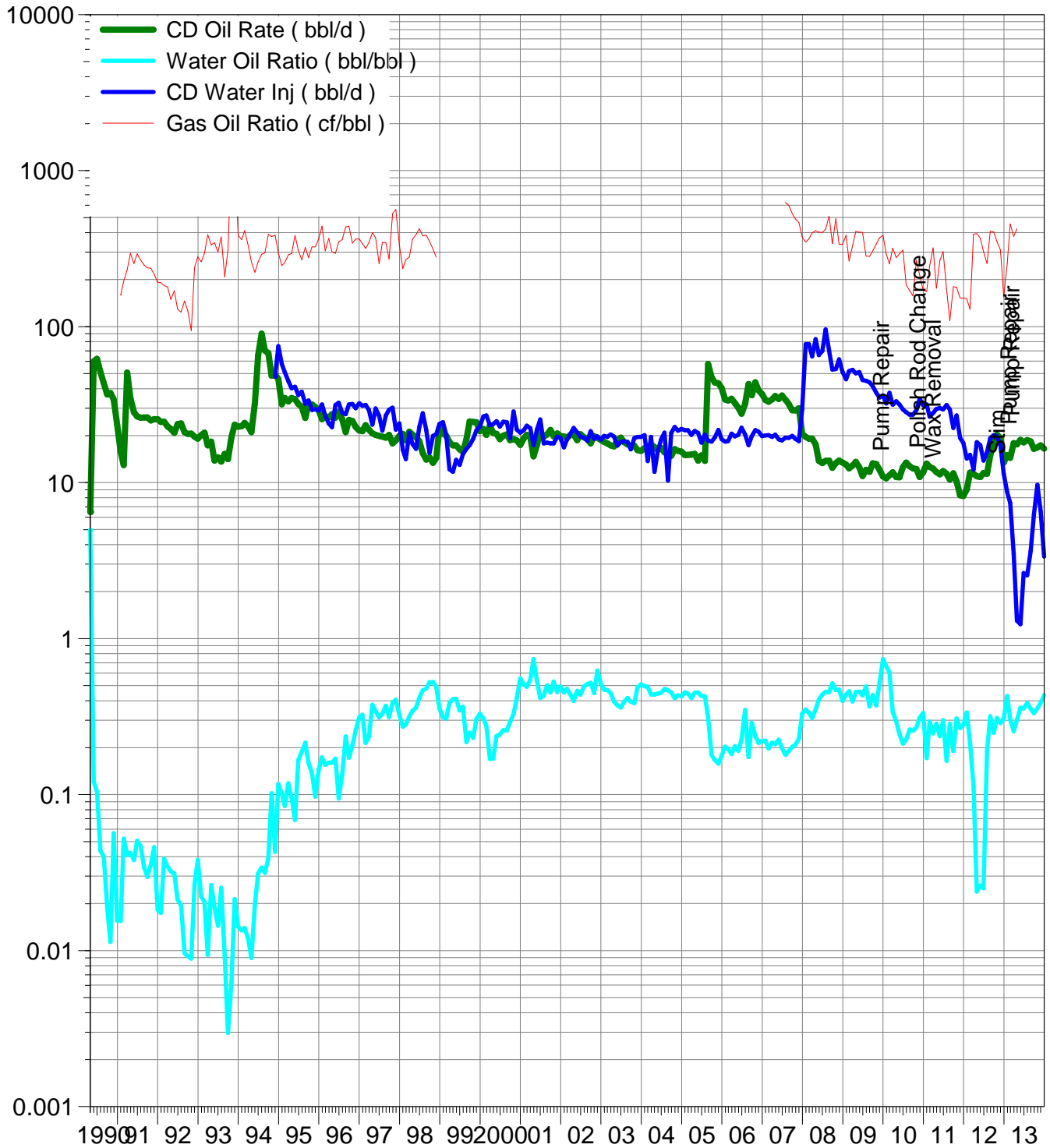
Calendar Day Production for Pattern: 06-09 Set: PIERSON UNIT

Cumulative Oil Prod : 205.76 Mbbl



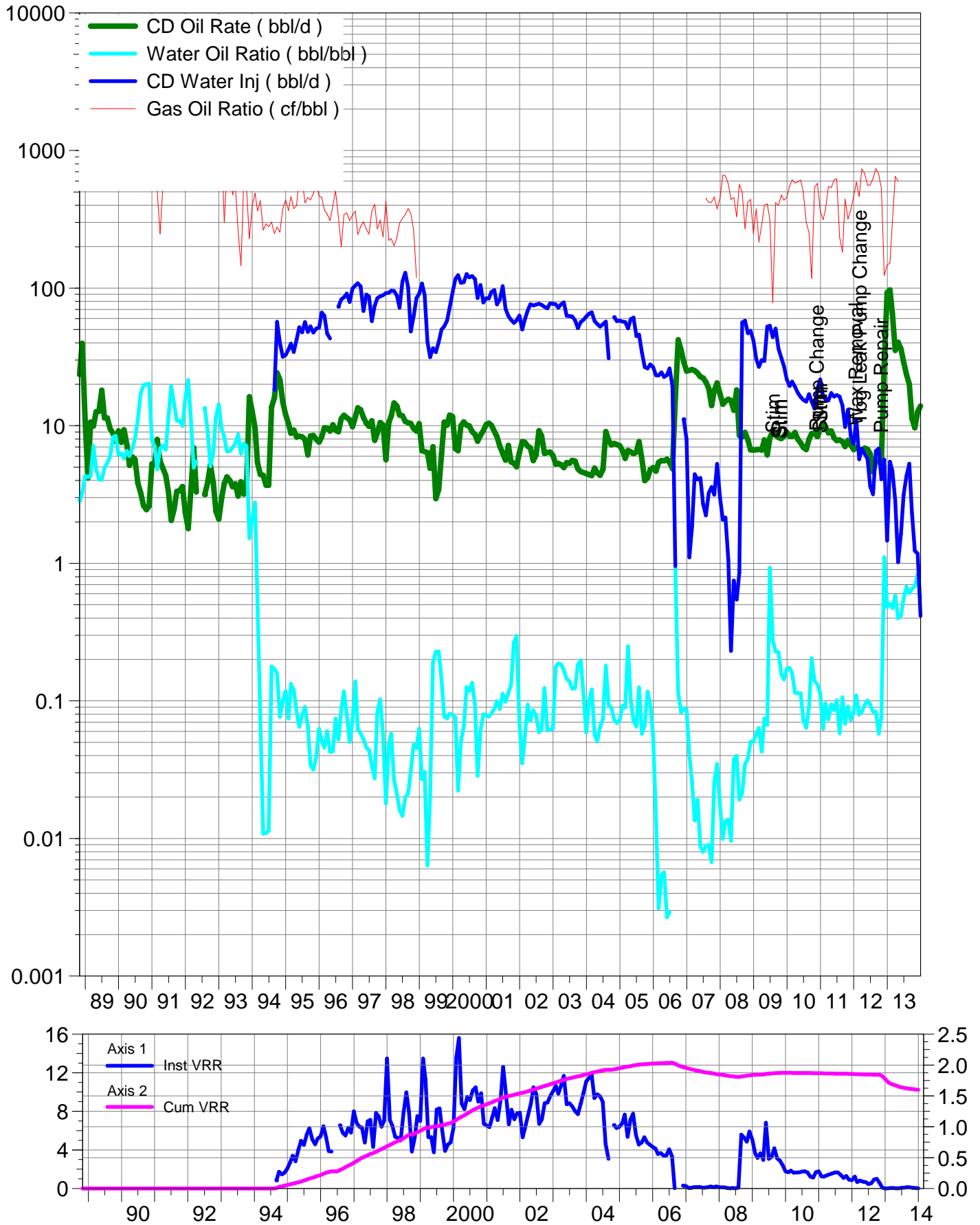
Calendar Day Production for Pattern: 06-16 Set: PIERSON UNIT

Cumulative Oil Prod : 192.51 Mbbl



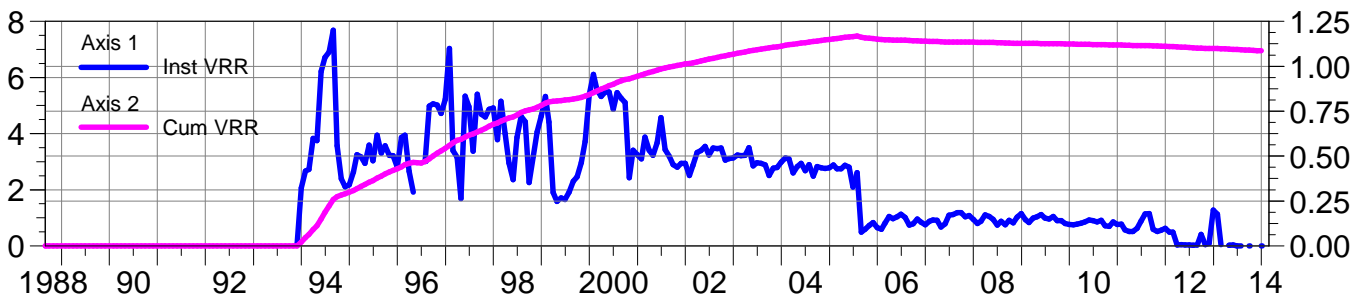
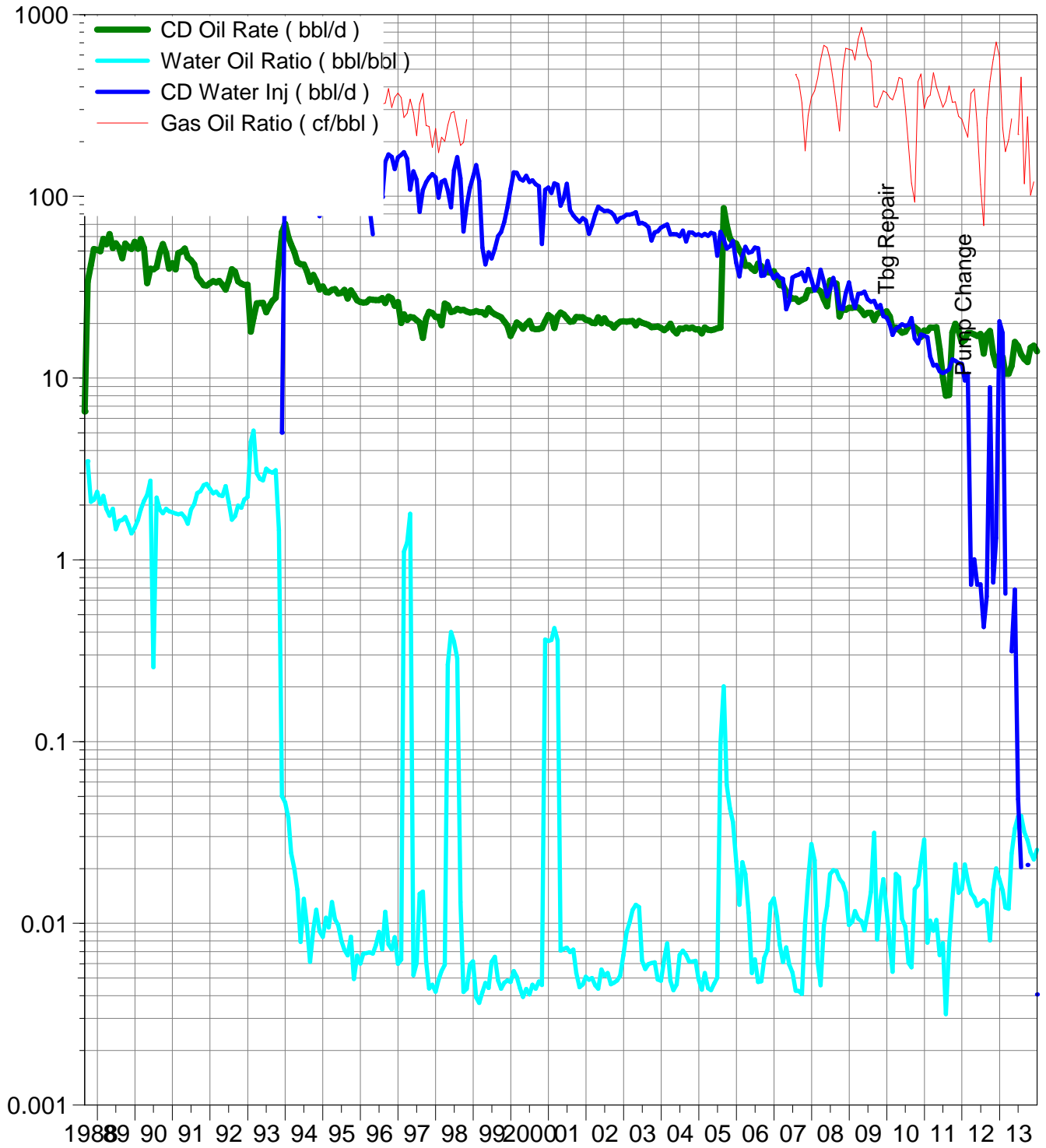
Calendar Day Production for Pattern: 06-17 Set: PIERSON UNIT

Cumulative Oil Prod : 92.34 Mbbbl



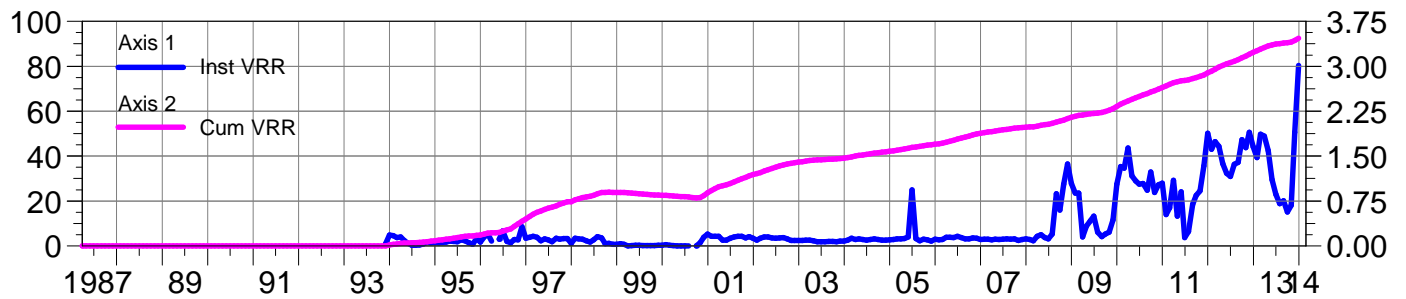
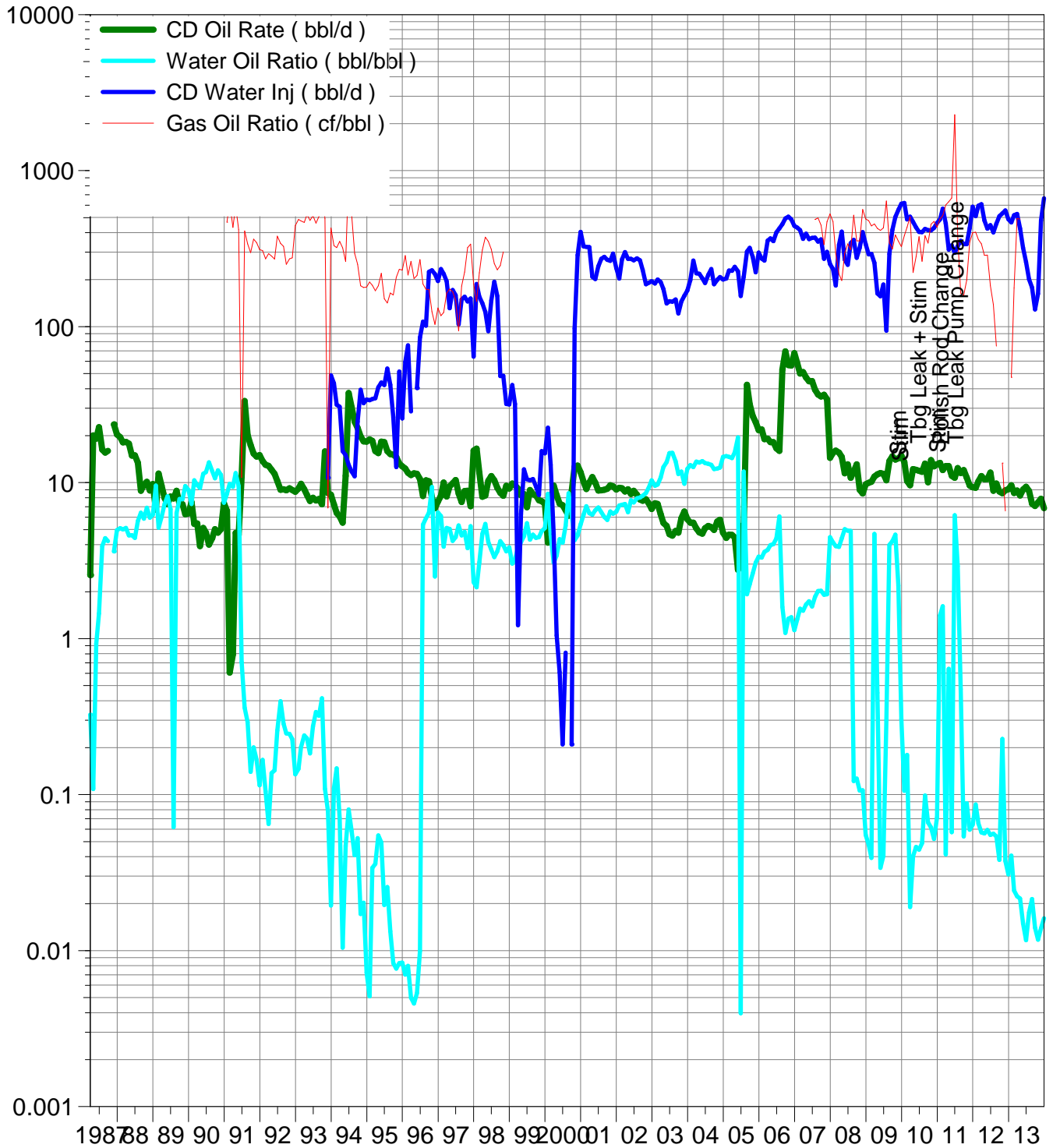
Calendar Day Production for Pattern: 08-08 Set: PIERSON UNIT

Cumulative Oil Prod : 259.32 Mbbl



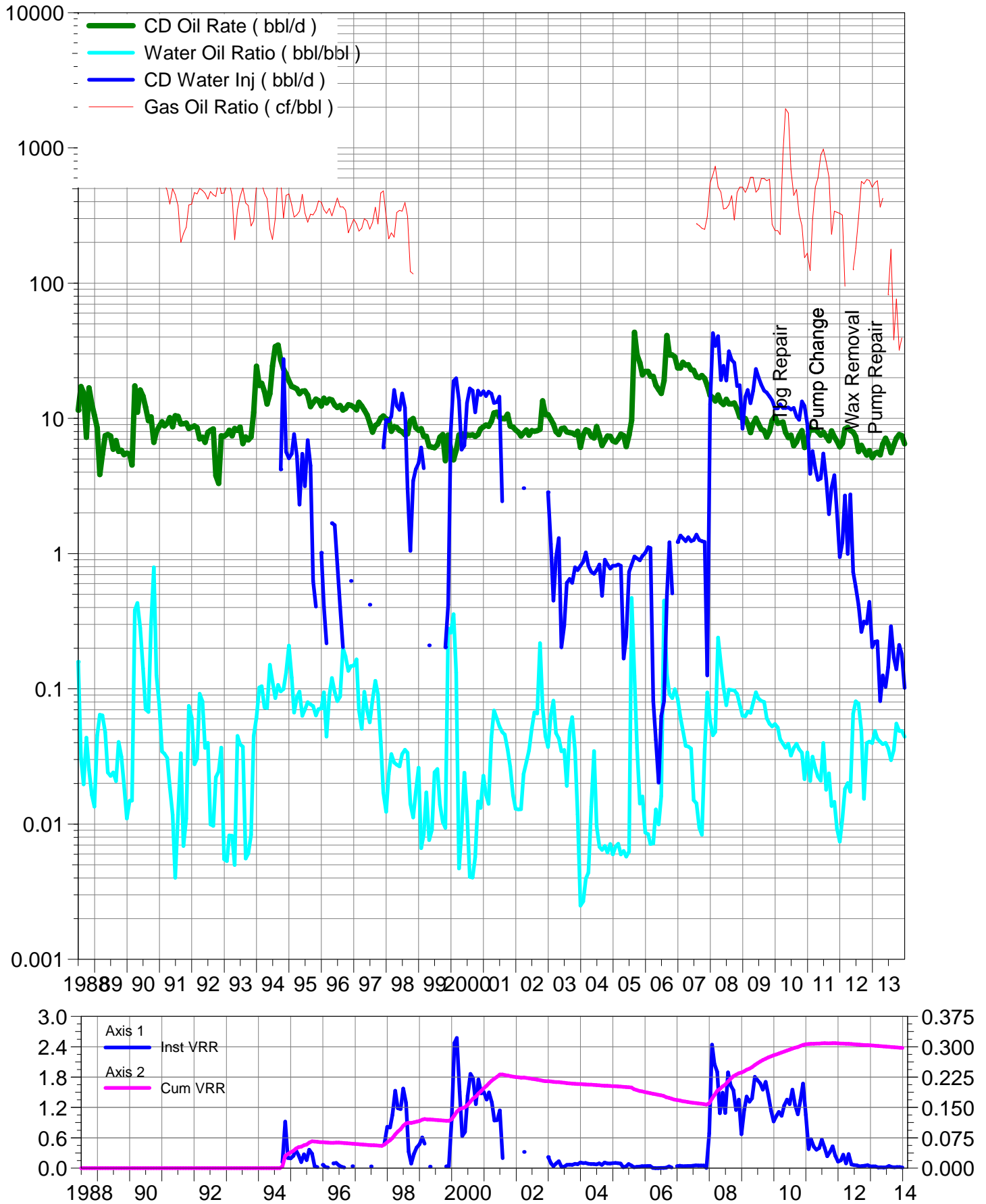
Calendar Day Production for Pattern: 08-09 Set: PIERSON UNIT

Cumulative Oil Prod : 123.49 Mbbl



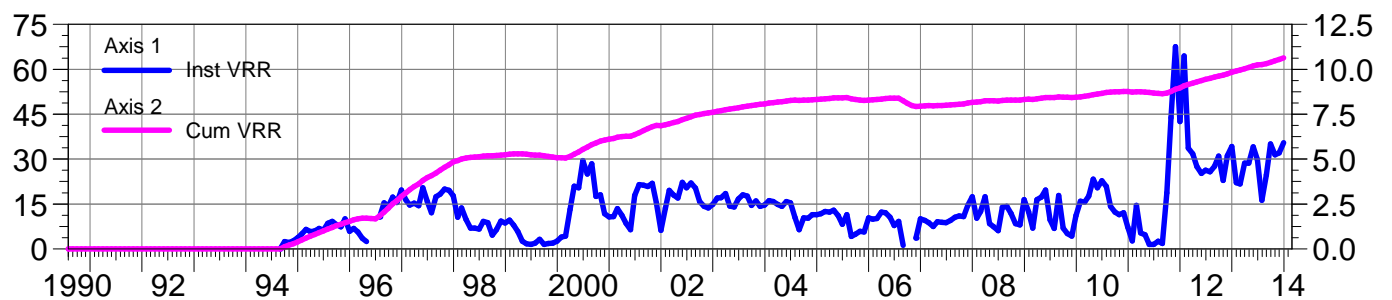
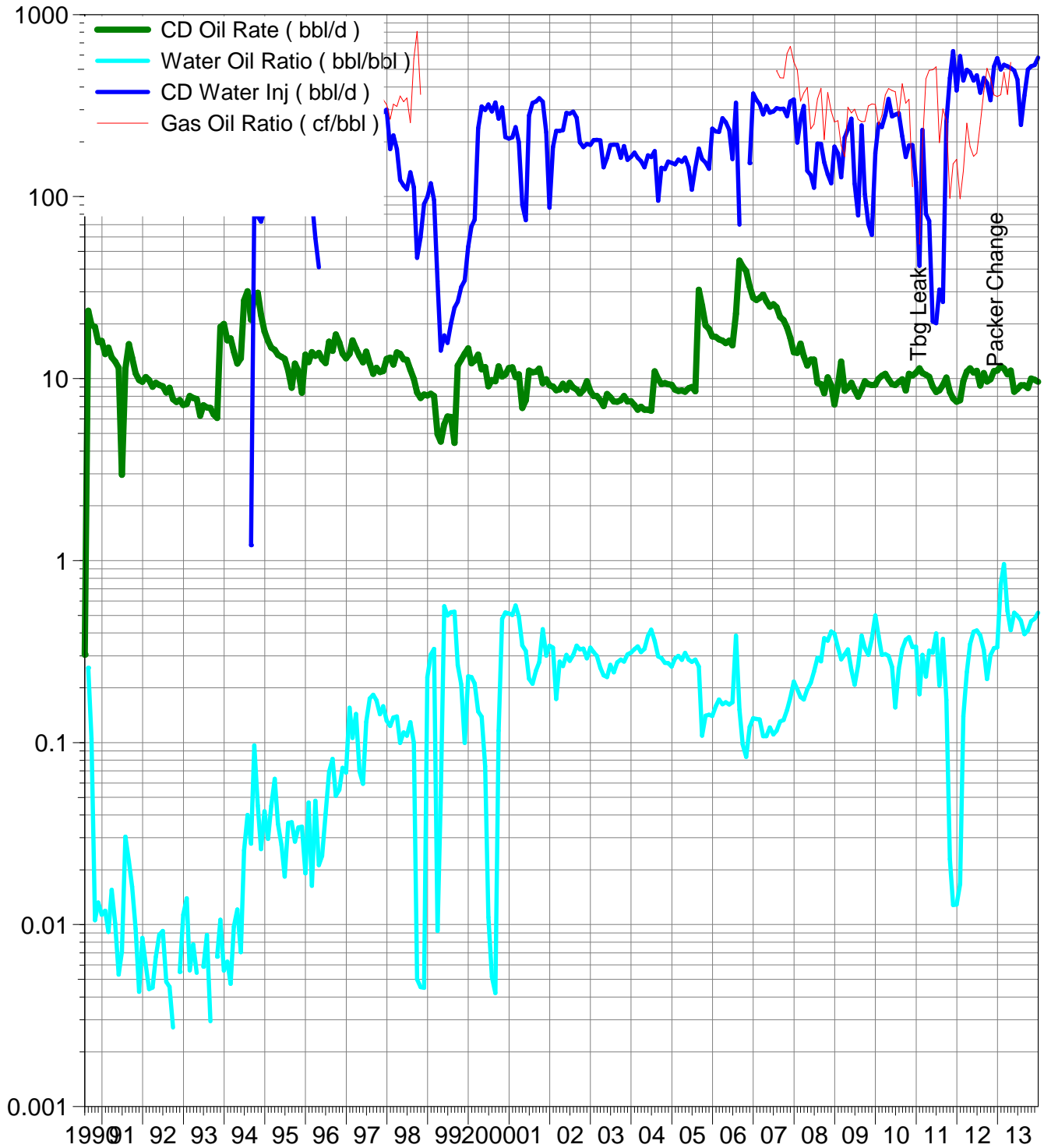
Calendar Day Production for Pattern: 08-16 Set: PIERSON UNIT

Cumulative Oil Prod : 101.47 Mbbl



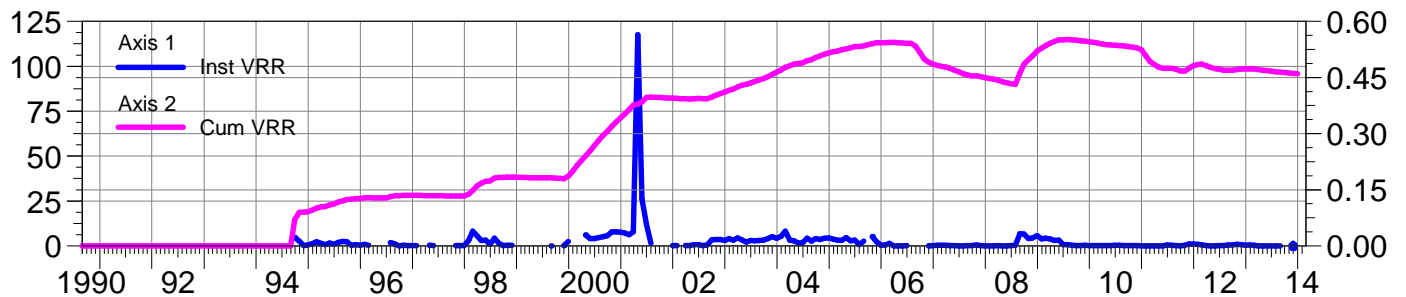
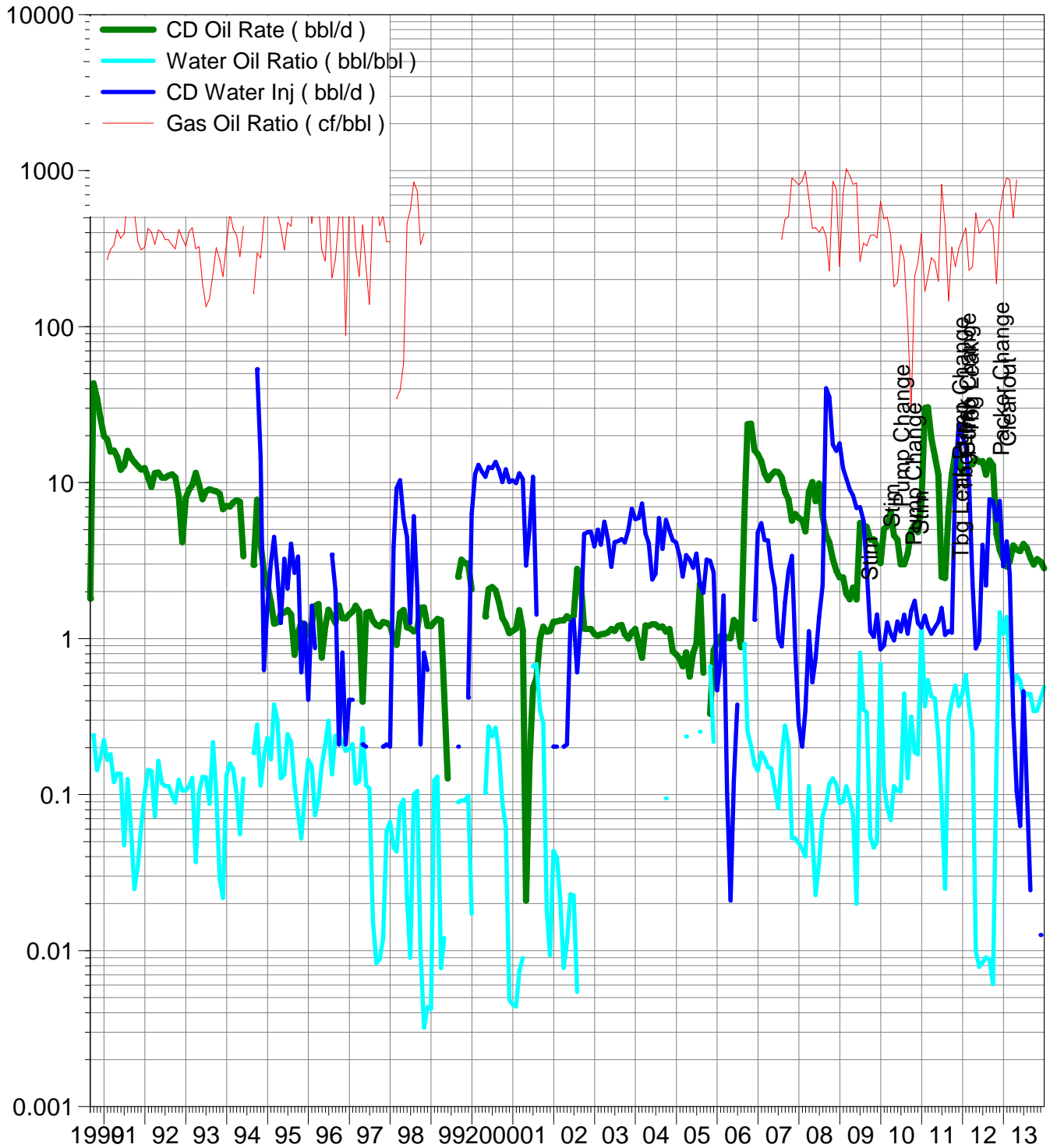
Calendar Day Production for Pattern: 08-17 Set: PIERSON UNIT

Cumulative Oil Prod : 104.15 Mbbl



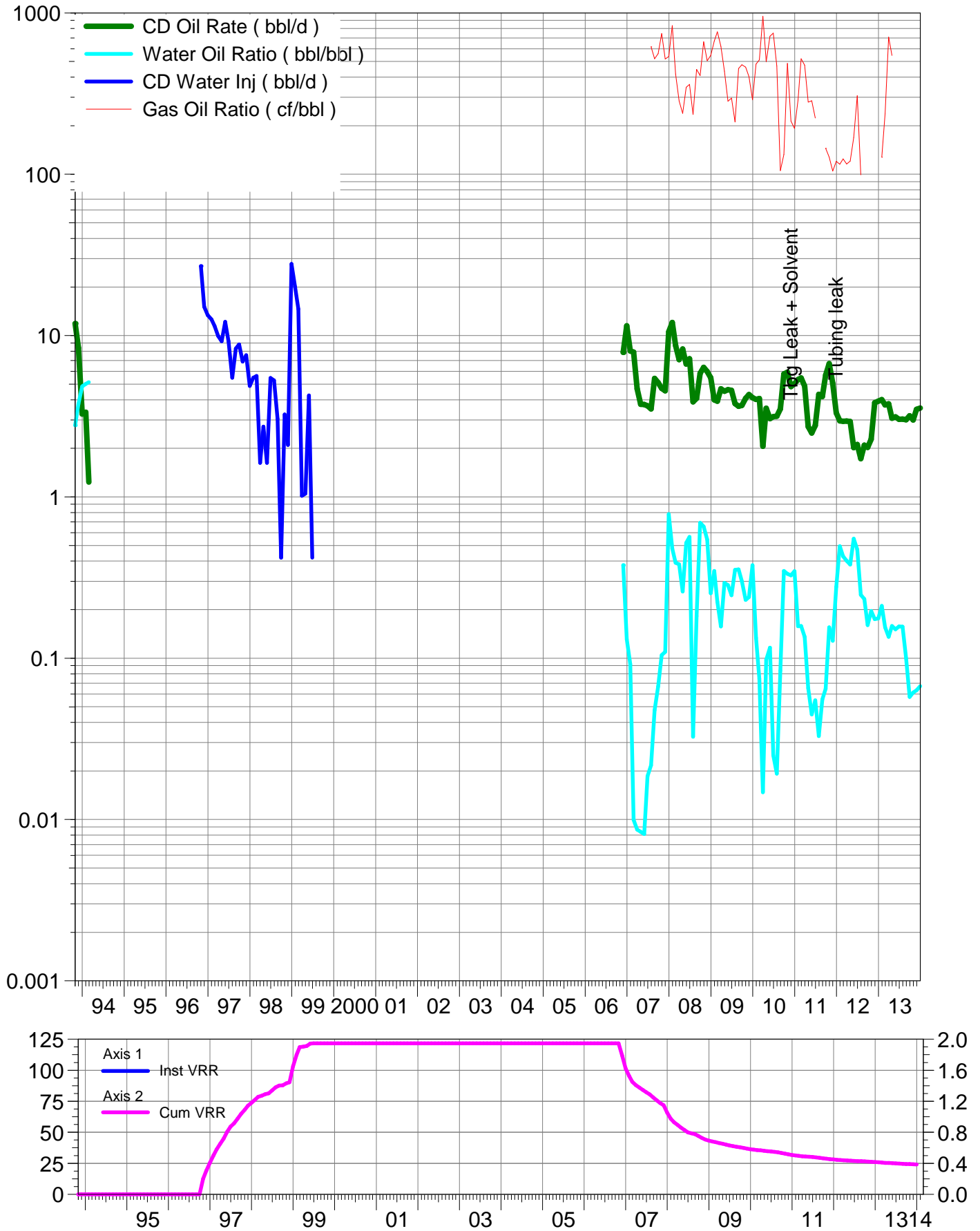
Calendar Day Production for Pattern: 08-18 Set: PIERSON UNIT

Cumulative Oil Prod : 44.07 Mbbl



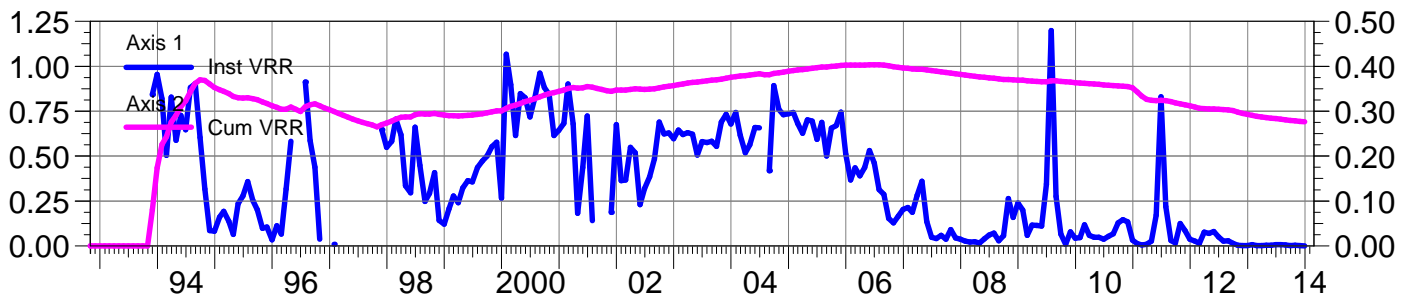
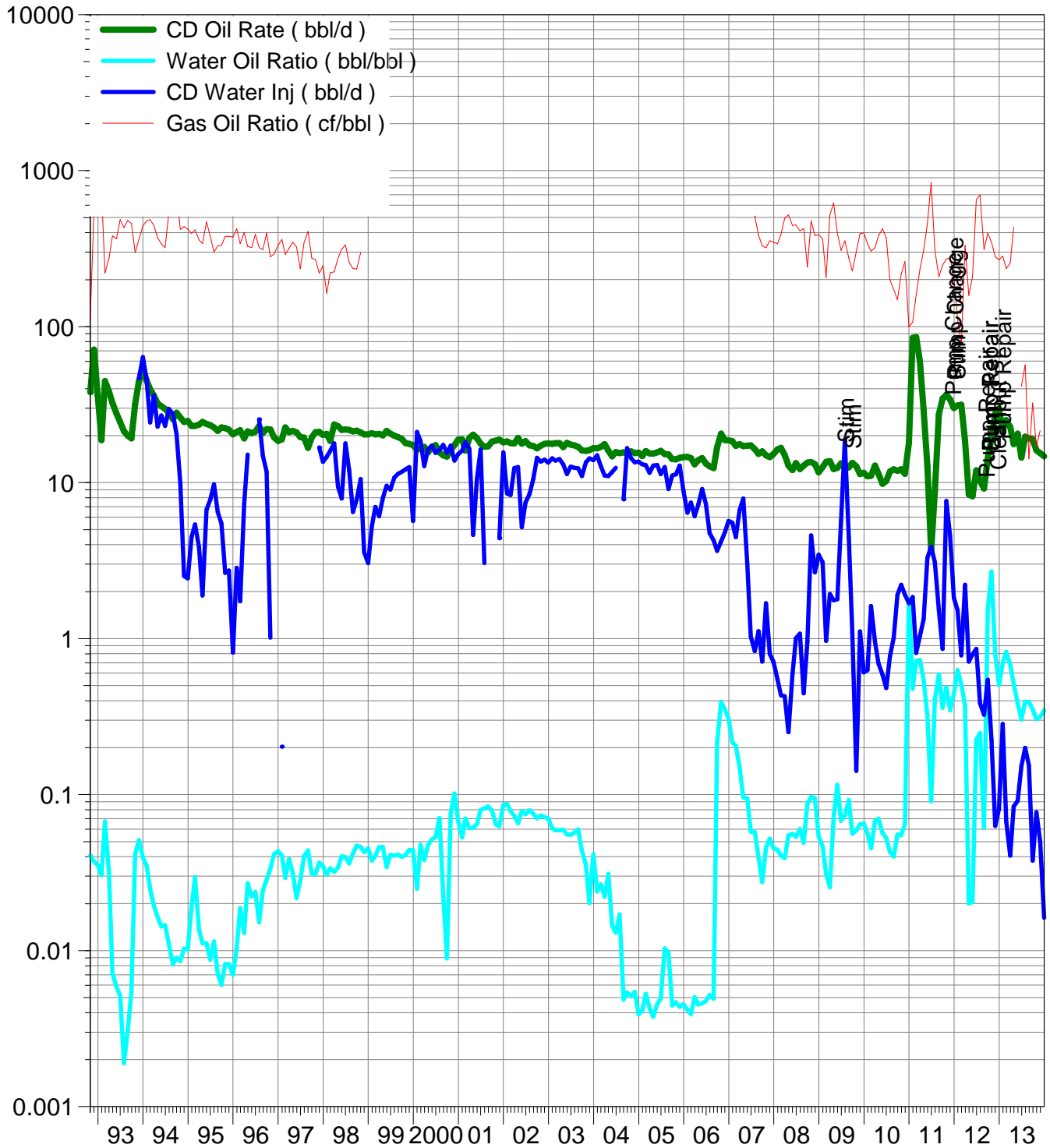
Calendar Day Production for Pattern: 10-04 Set: PIERSON UNIT

Cumulative Oil Prod : 12.70 Mbbl



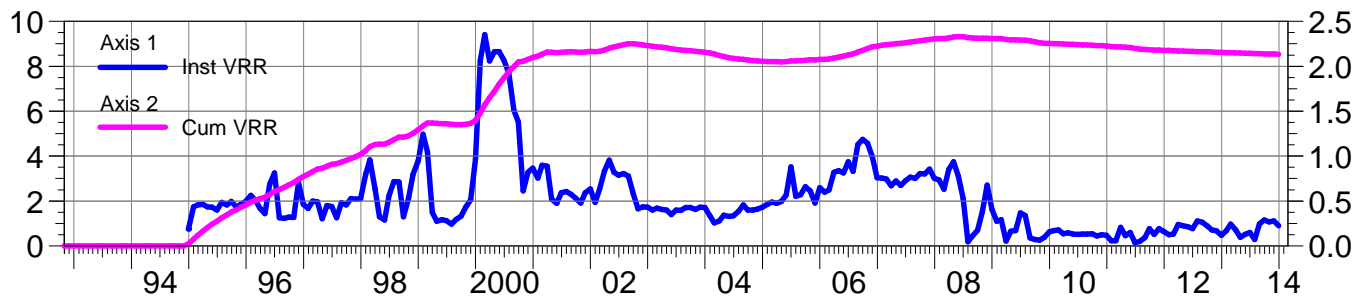
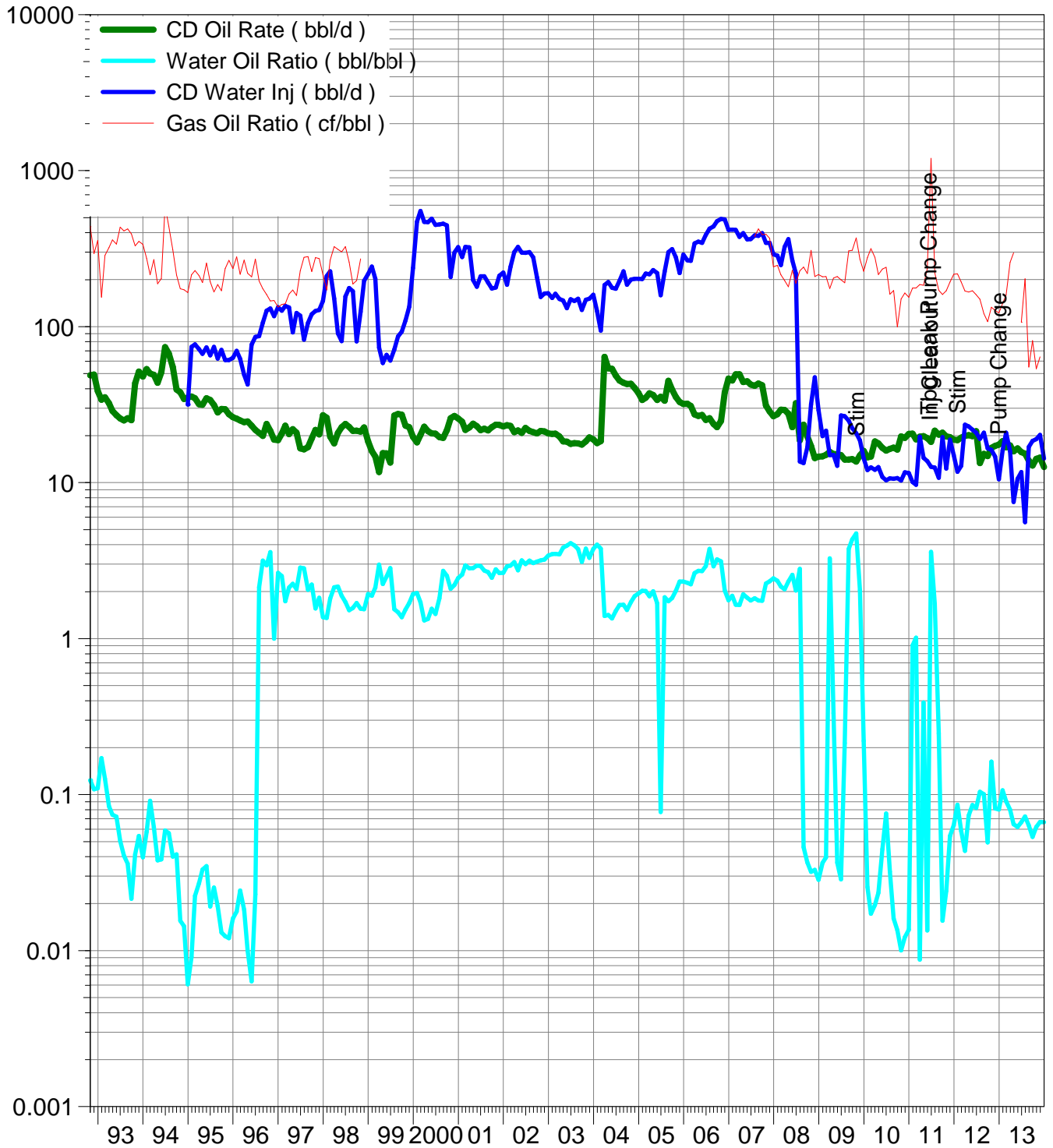
Calendar Day Production for Pattern: 10-08 Set: PIERSON UNIT

Cumulative Oil Prod : 154.73 Mbbl



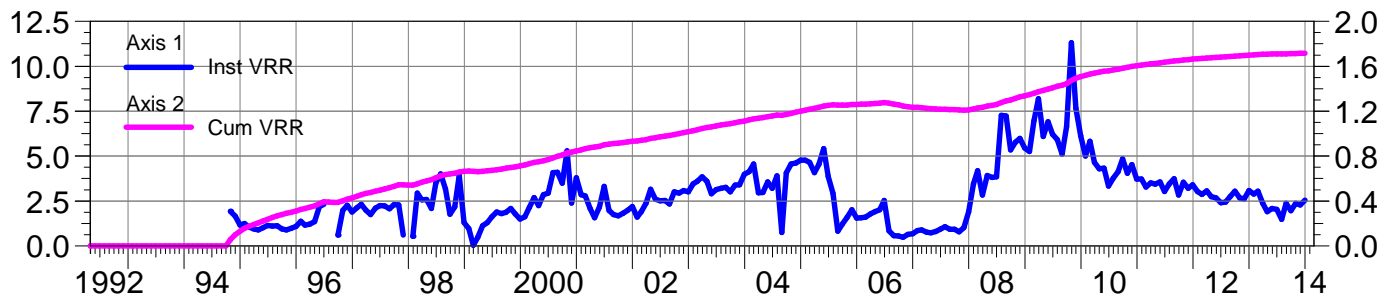
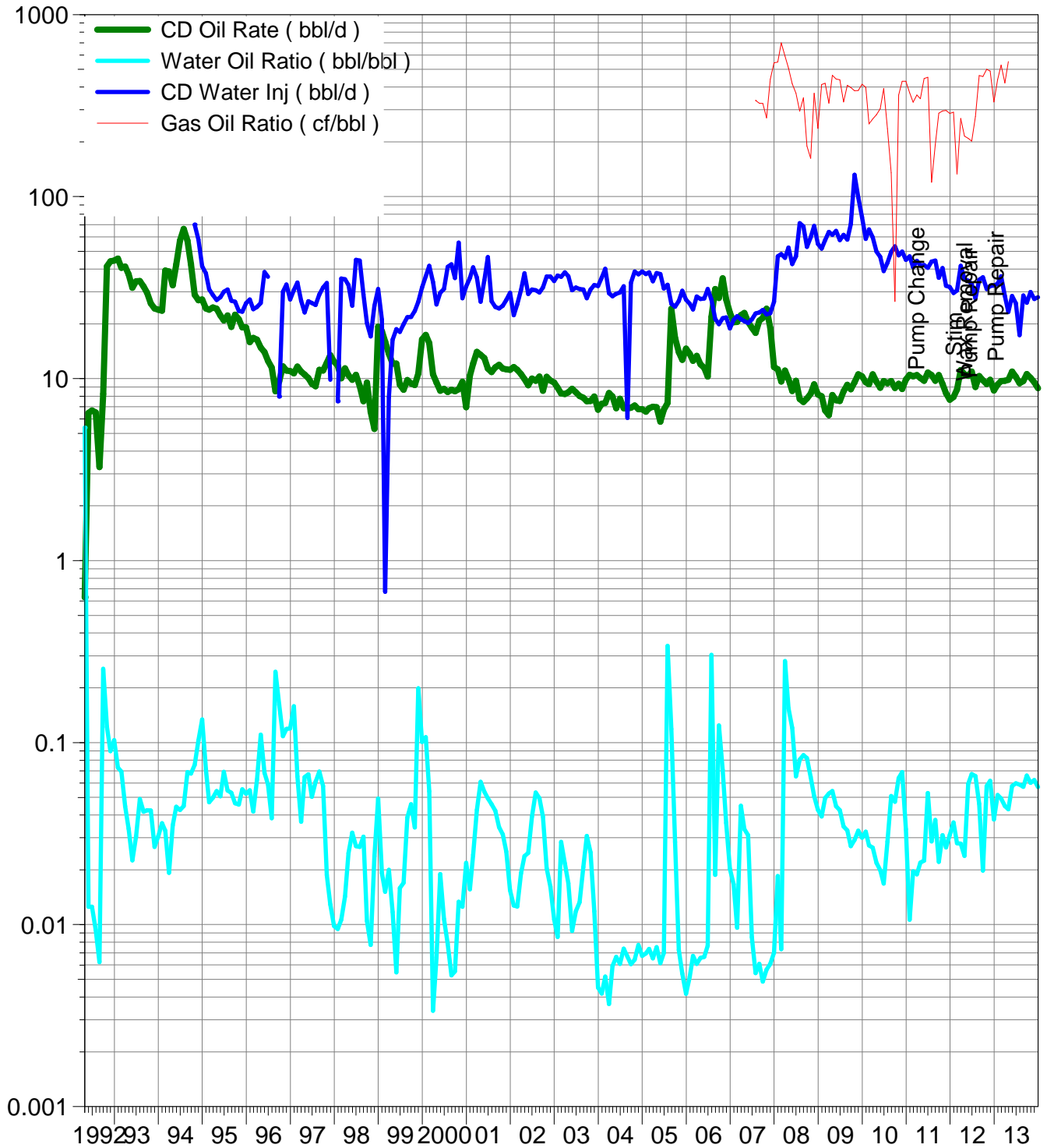
Calendar Day Production for Pattern: 10-09 Set: PIERSON UNIT

Cumulative Oil Prod : 201.04 Mbbl



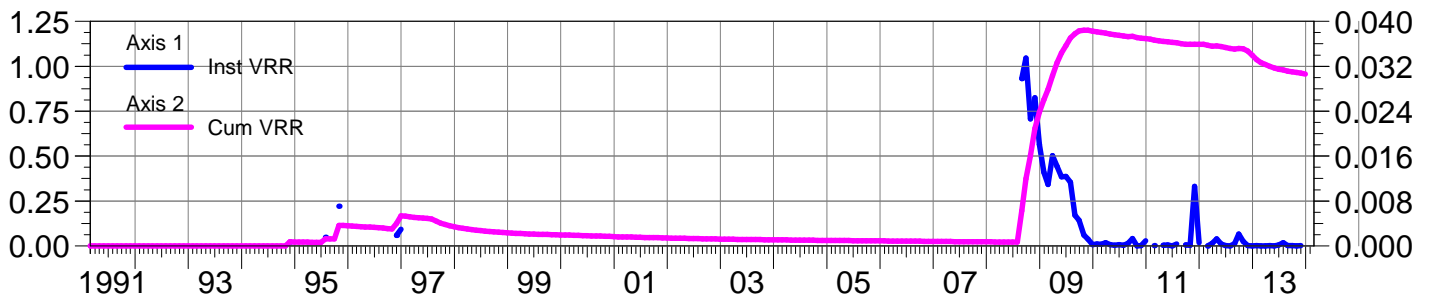
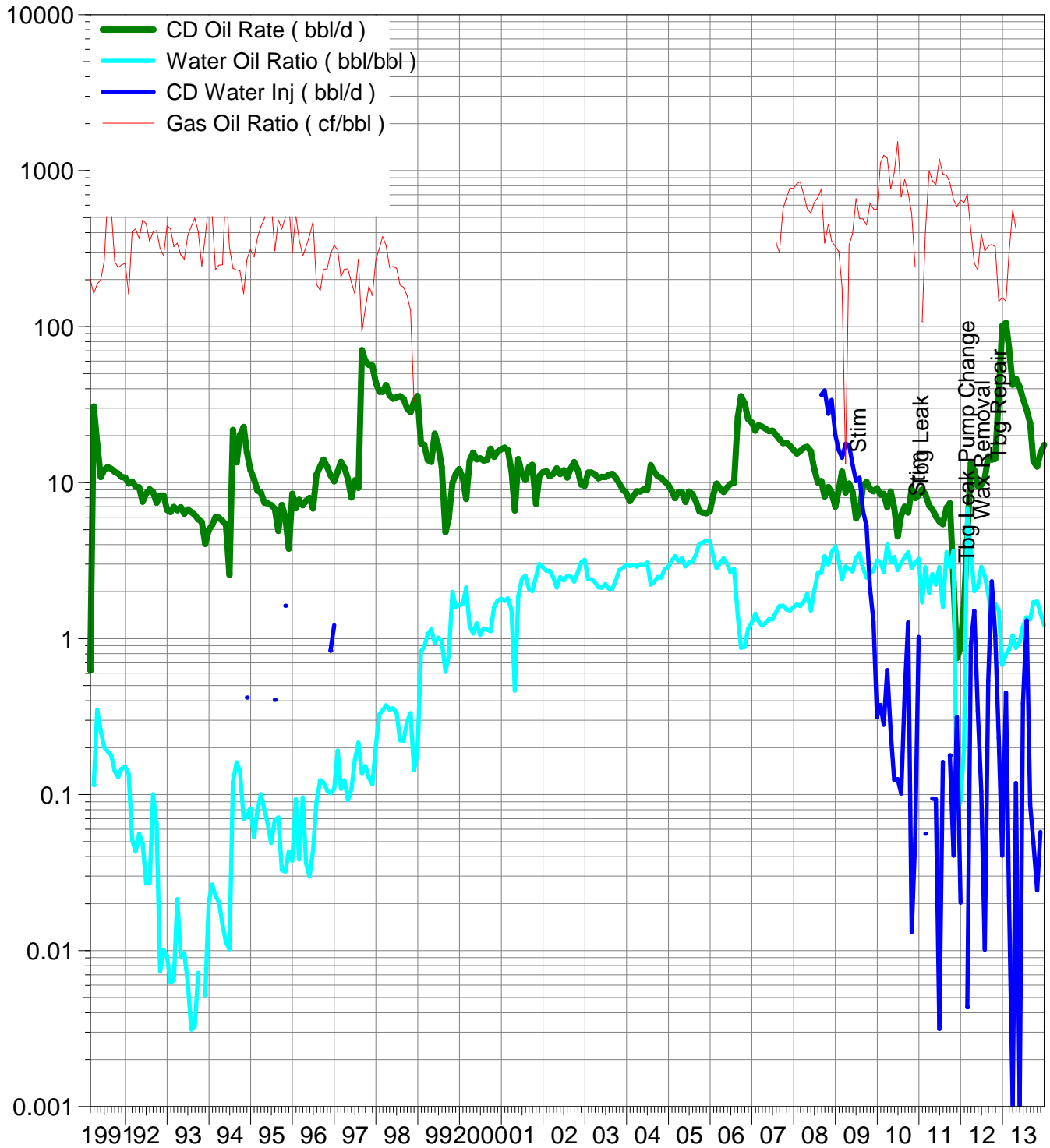
Calendar Day Production for Pattern: 10-16 Set: PIERSON UNIT

Cumulative Oil Prod : 113.10 Mbbl



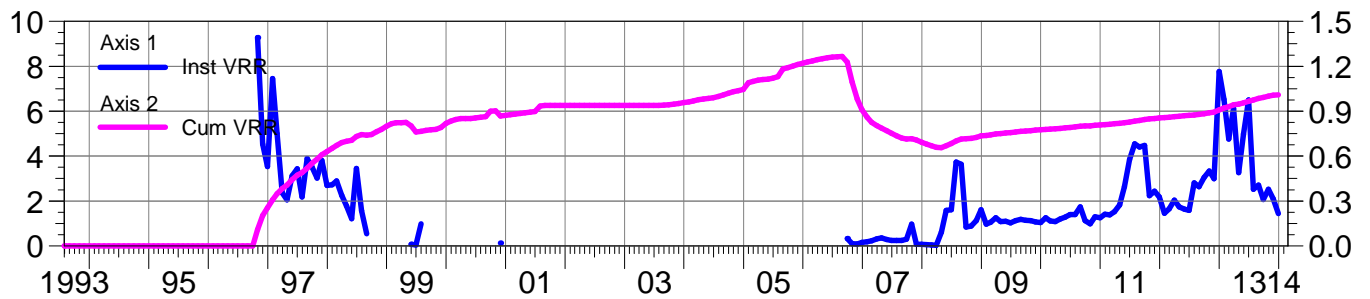
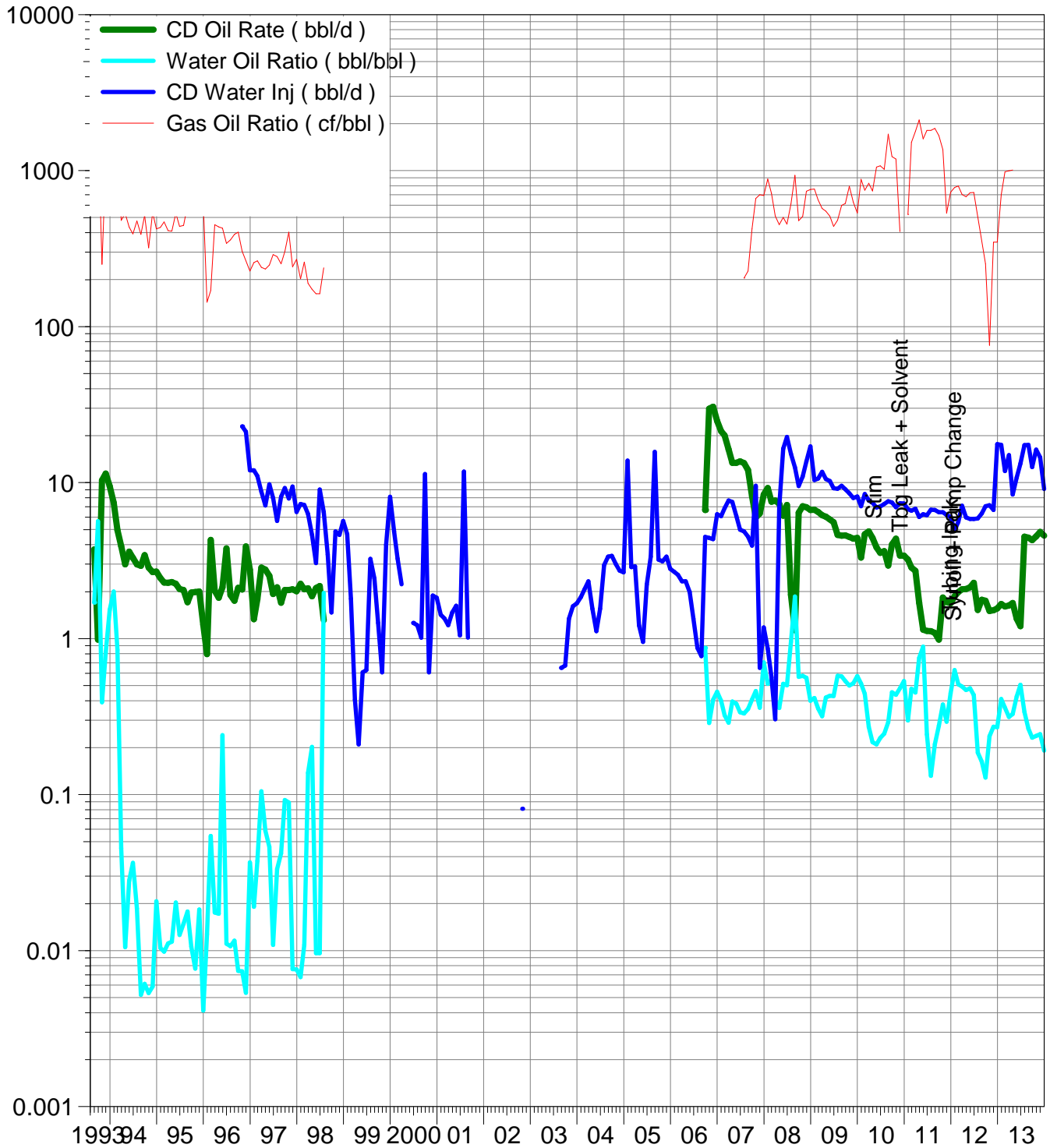
Calendar Day Production for Pattern: 10-17 Set: PIERSON UNIT

Cumulative Oil Prod : 120.00 Mbbl



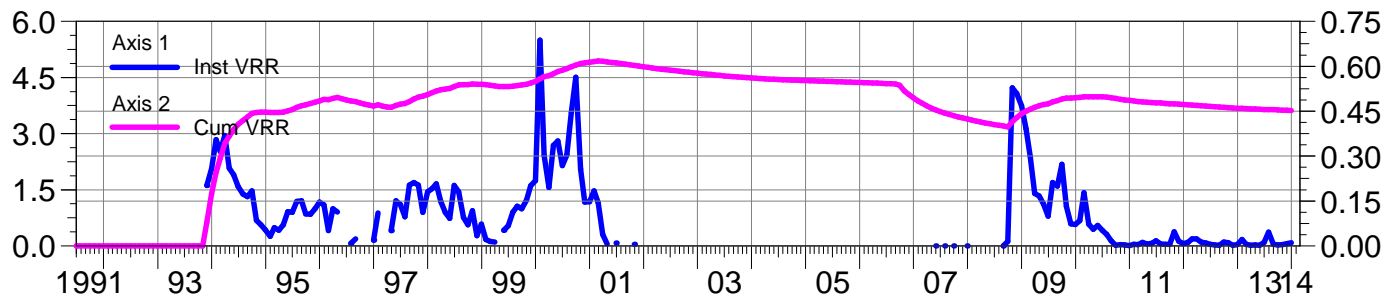
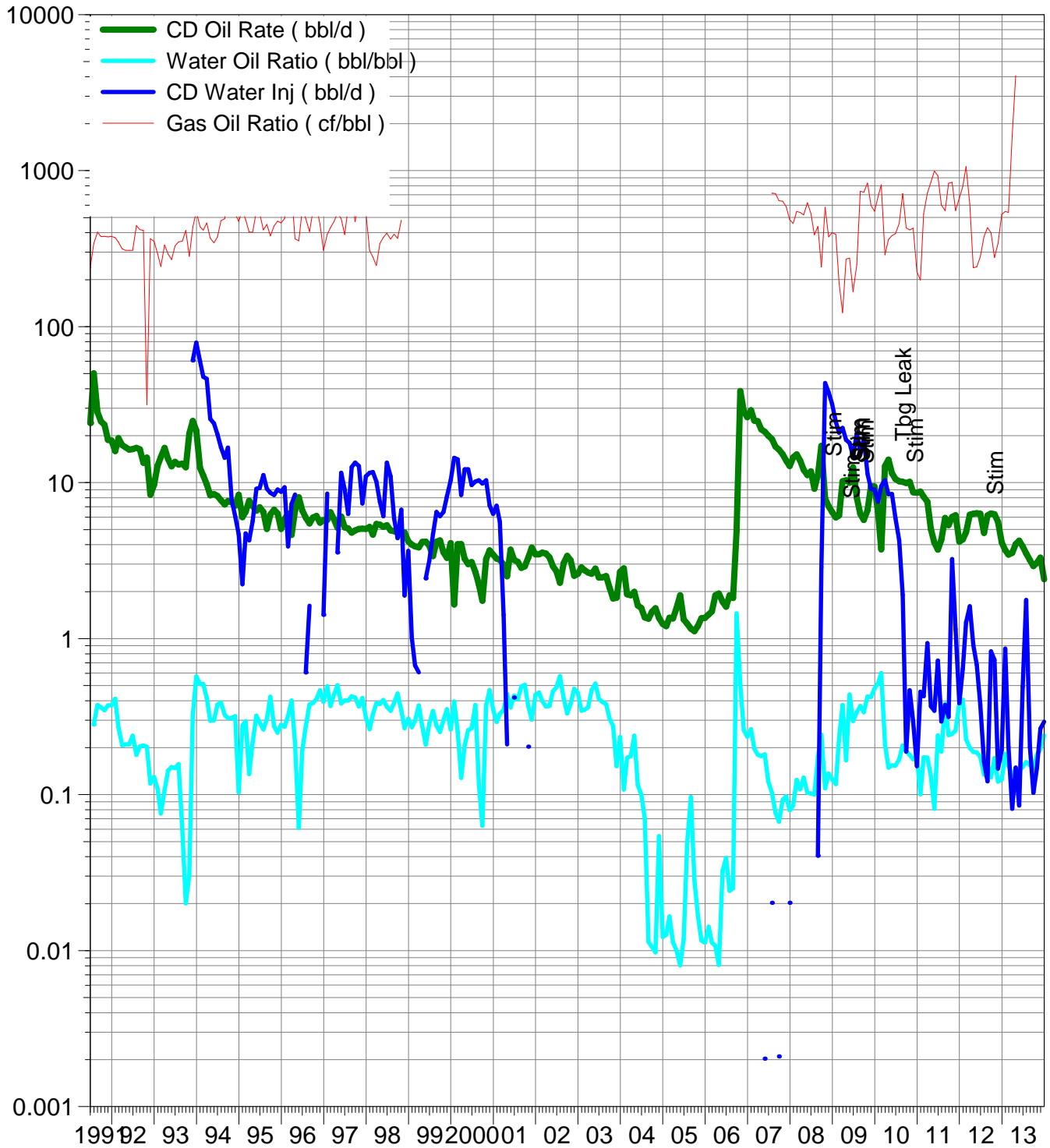
Calendar Day Production for Pattern: 12-04 Set: PIERSON UNIT

Cumulative Oil Prod : 20.75 Mbbbl



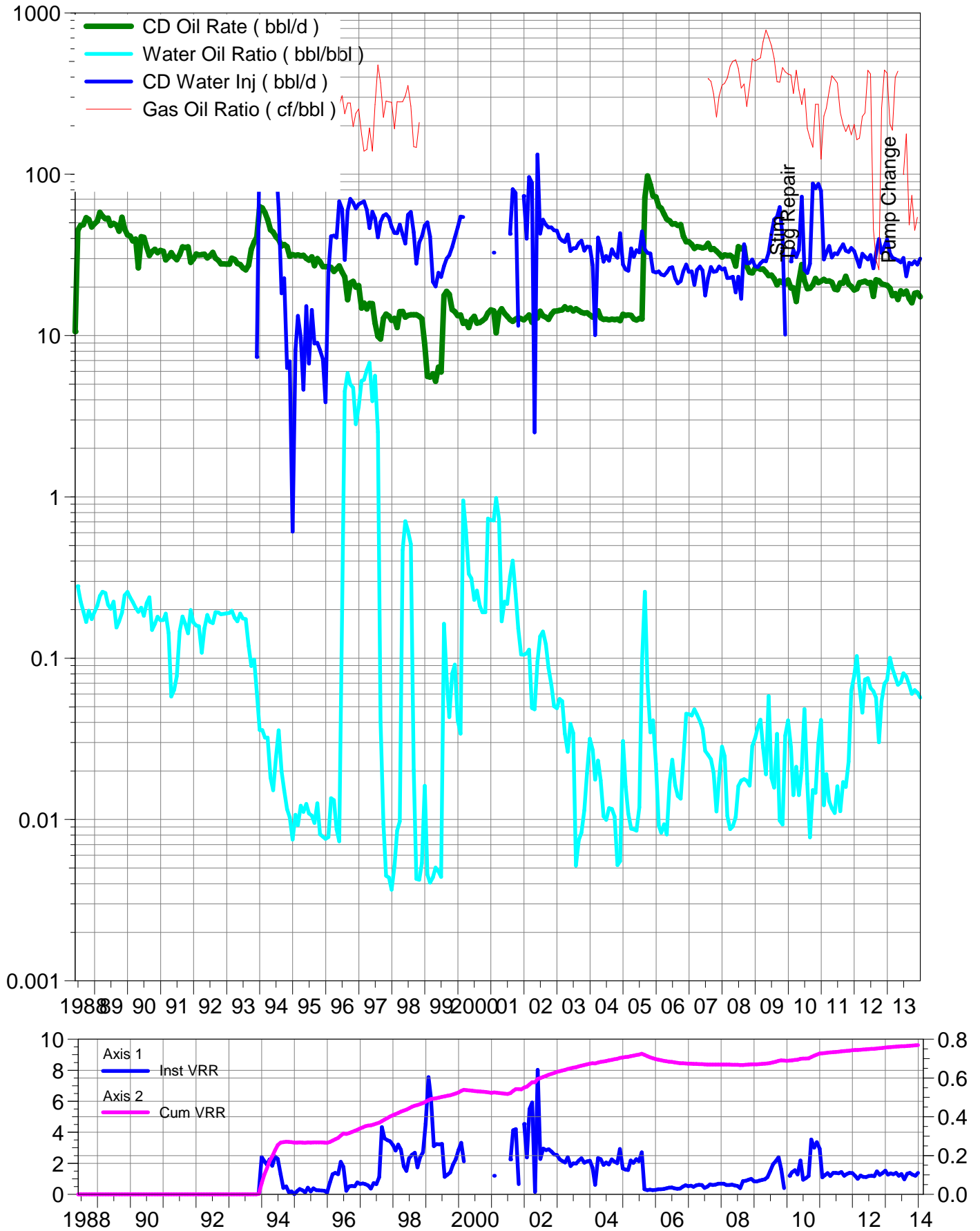
Calendar Day Production for Pattern: 12-08 Set: PIERSON UNIT

Cumulative Oil Prod : 62.18 Mbbl



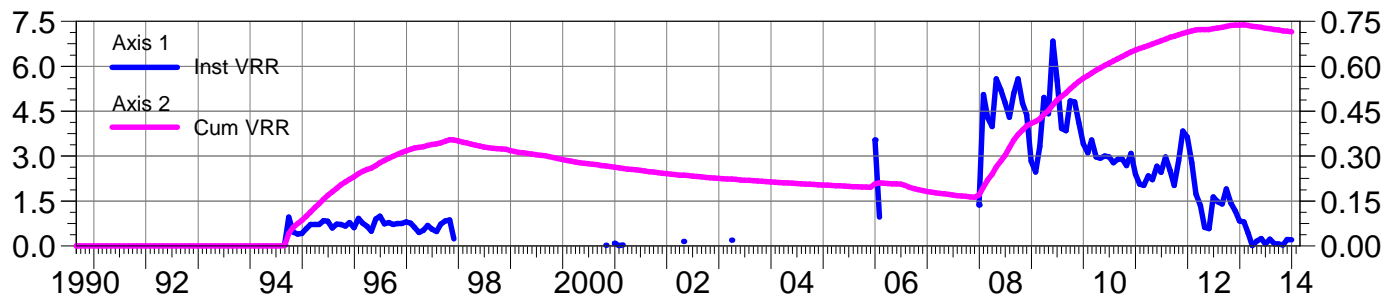
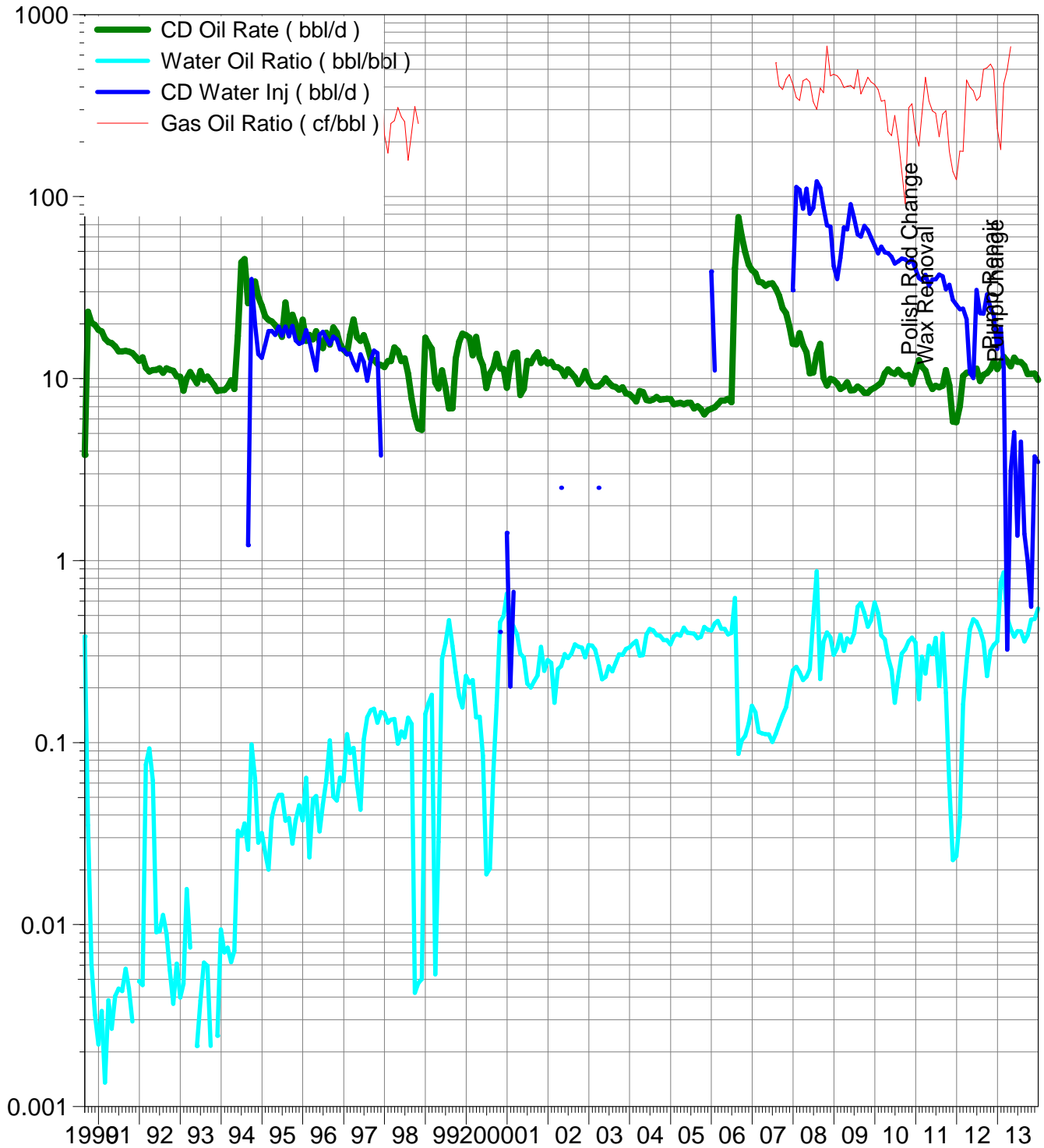
Calendar Day Production for Pattern: 12-09 Set: PIERSON UNIT

Cumulative Oil Prod : 244.36 Mbbl



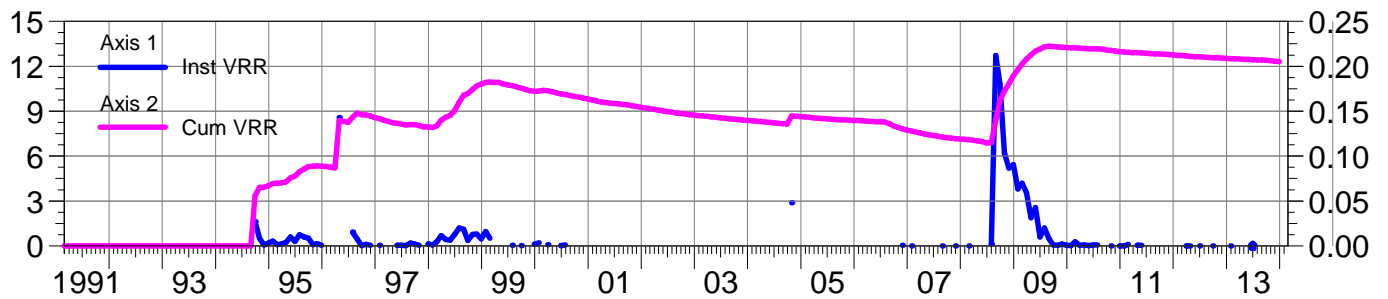
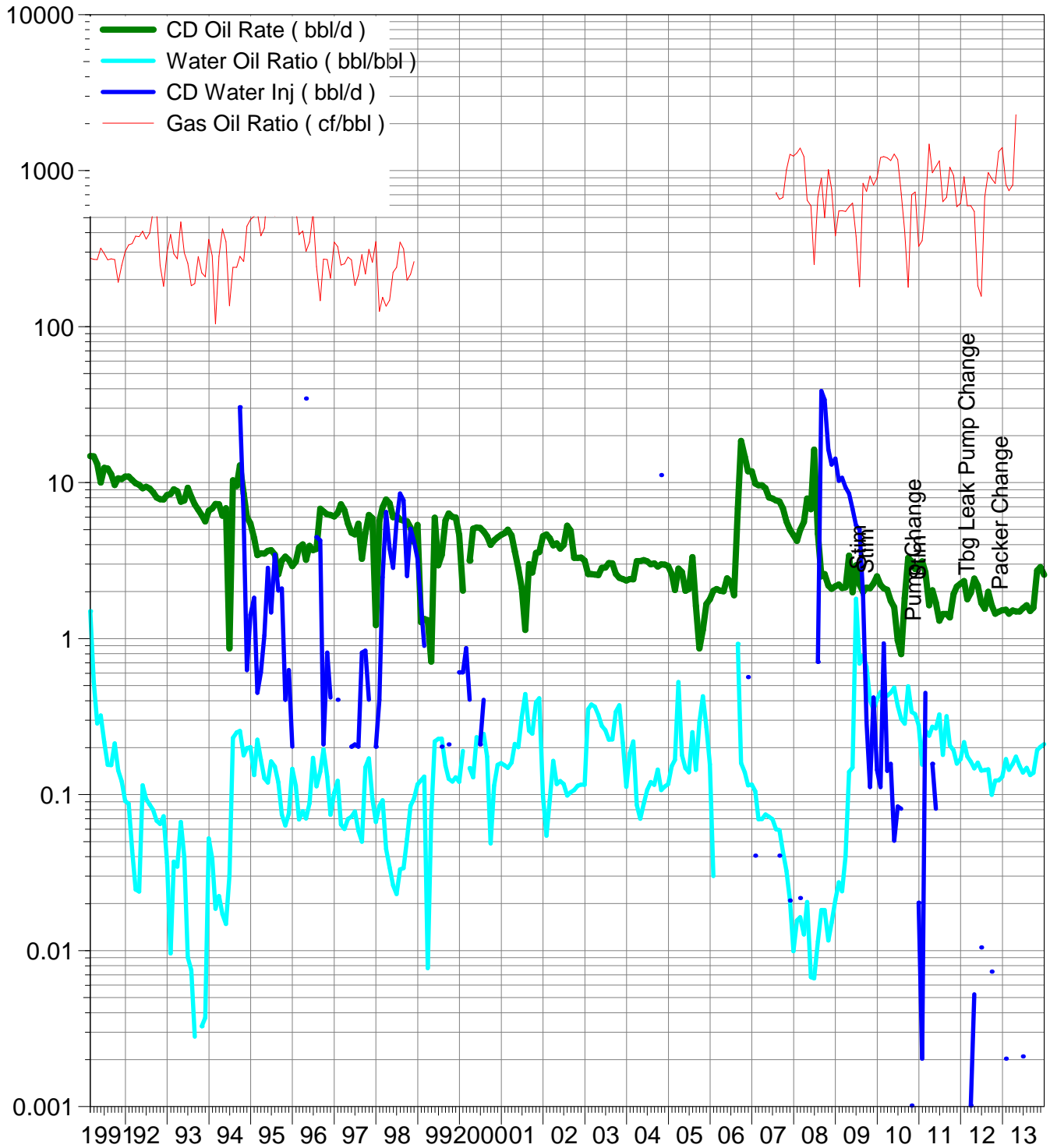
Calendar Day Production for Pattern: 12-16 Set: PIERSON UNIT

Cumulative Oil Prod : 117.81 Mbbl



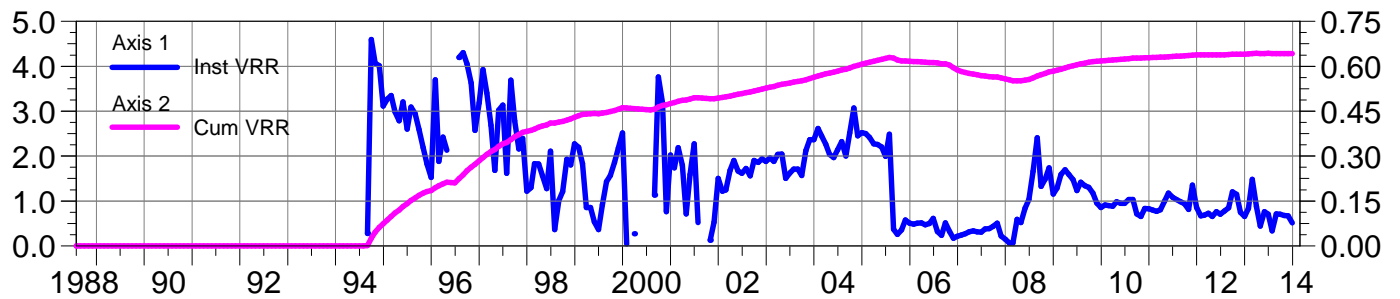
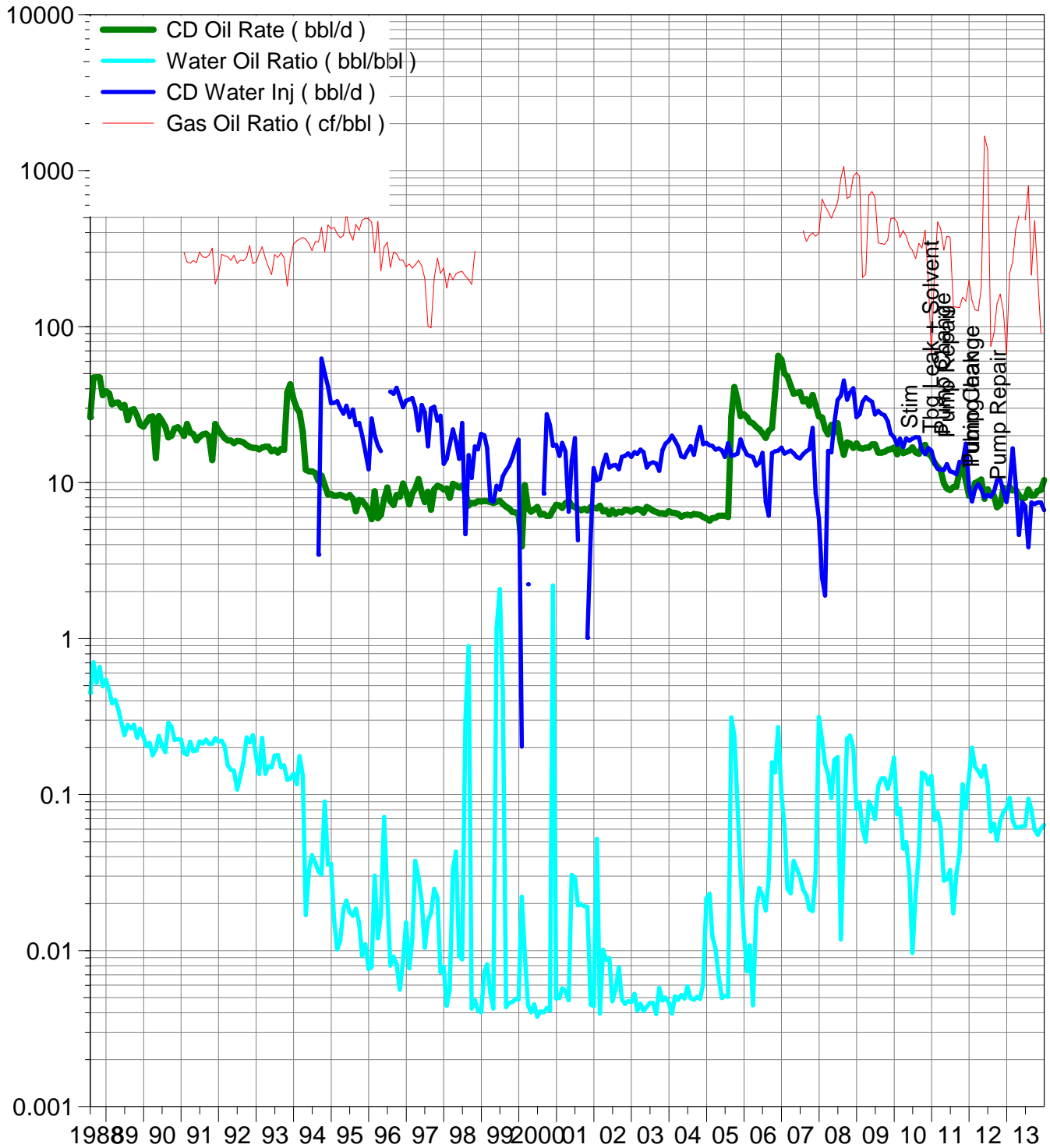
Calendar Day Production for Pattern: 12-17 Set: PIERSON UNIT

Cumulative Oil Prod : 38.86 Mbbl



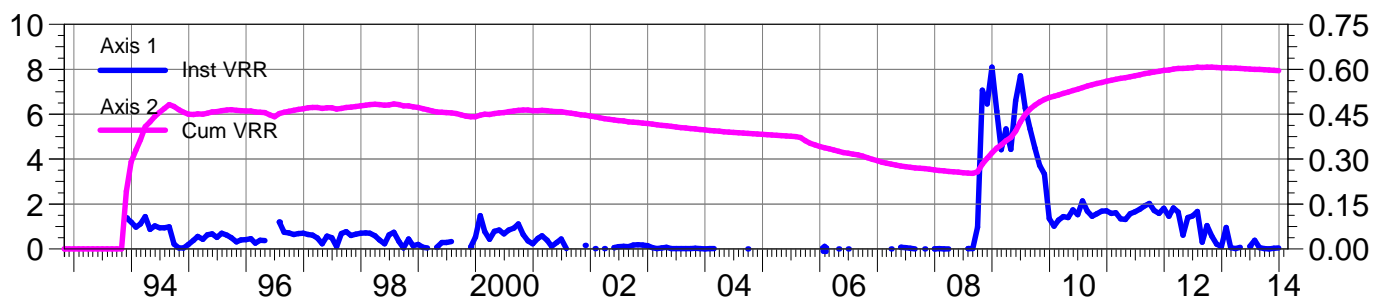
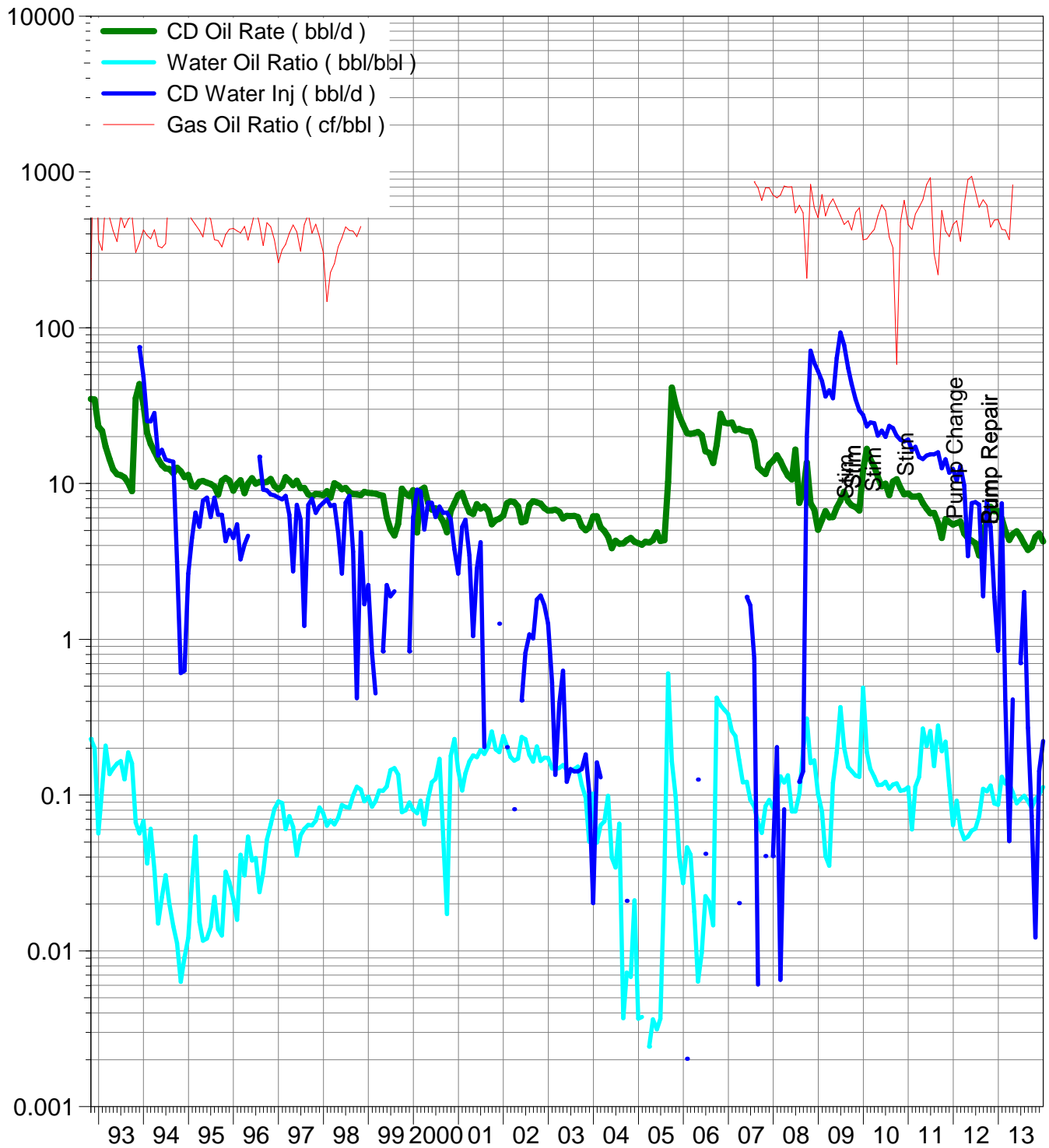
Calendar Day Production for Pattern: 14-04 Set: PIERSON UNIT

Cumulative Oil Prod : 140.44 Mbbl



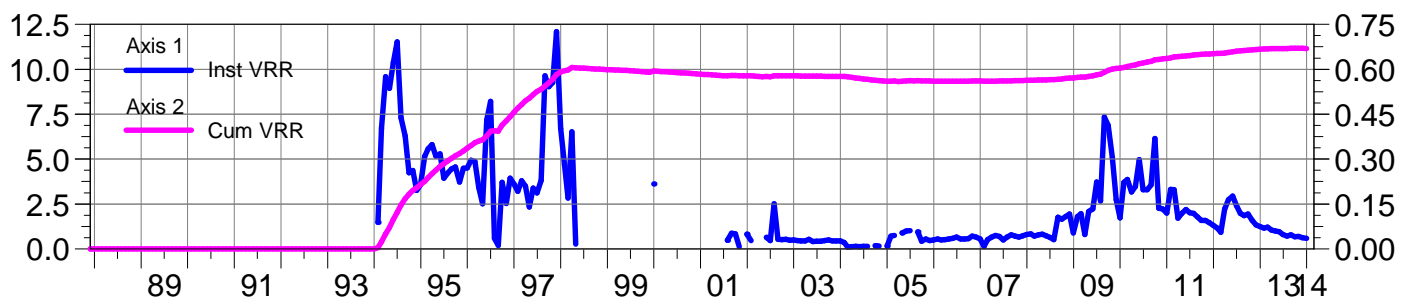
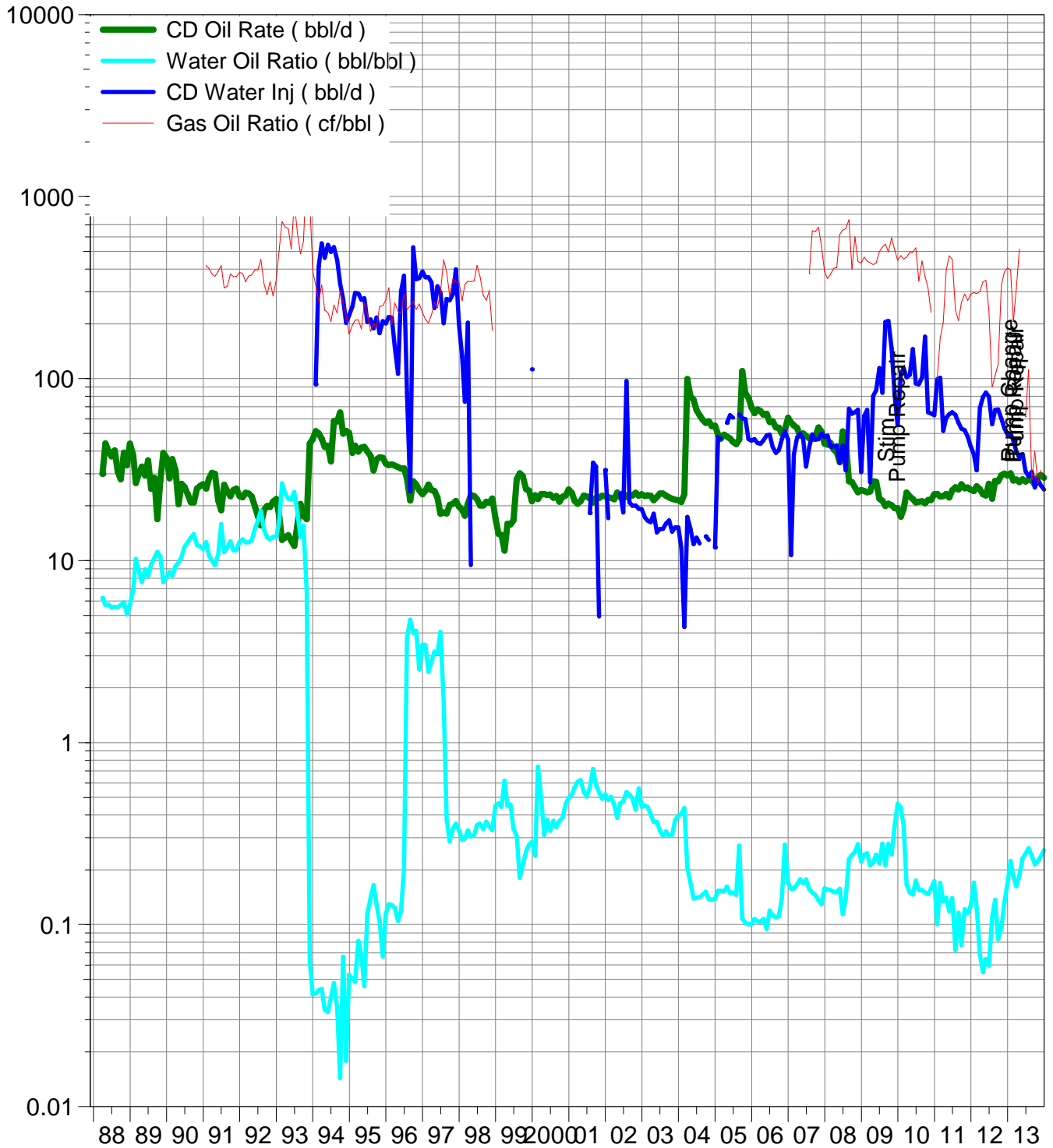
Calendar Day Production for Pattern: 14-08 Set: PIERSON UNIT

Cumulative Oil Prod : 78.65 Mbbl



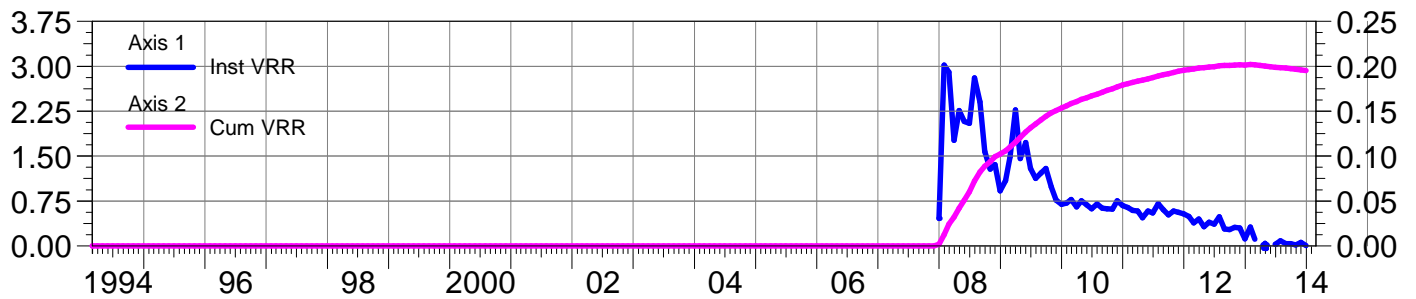
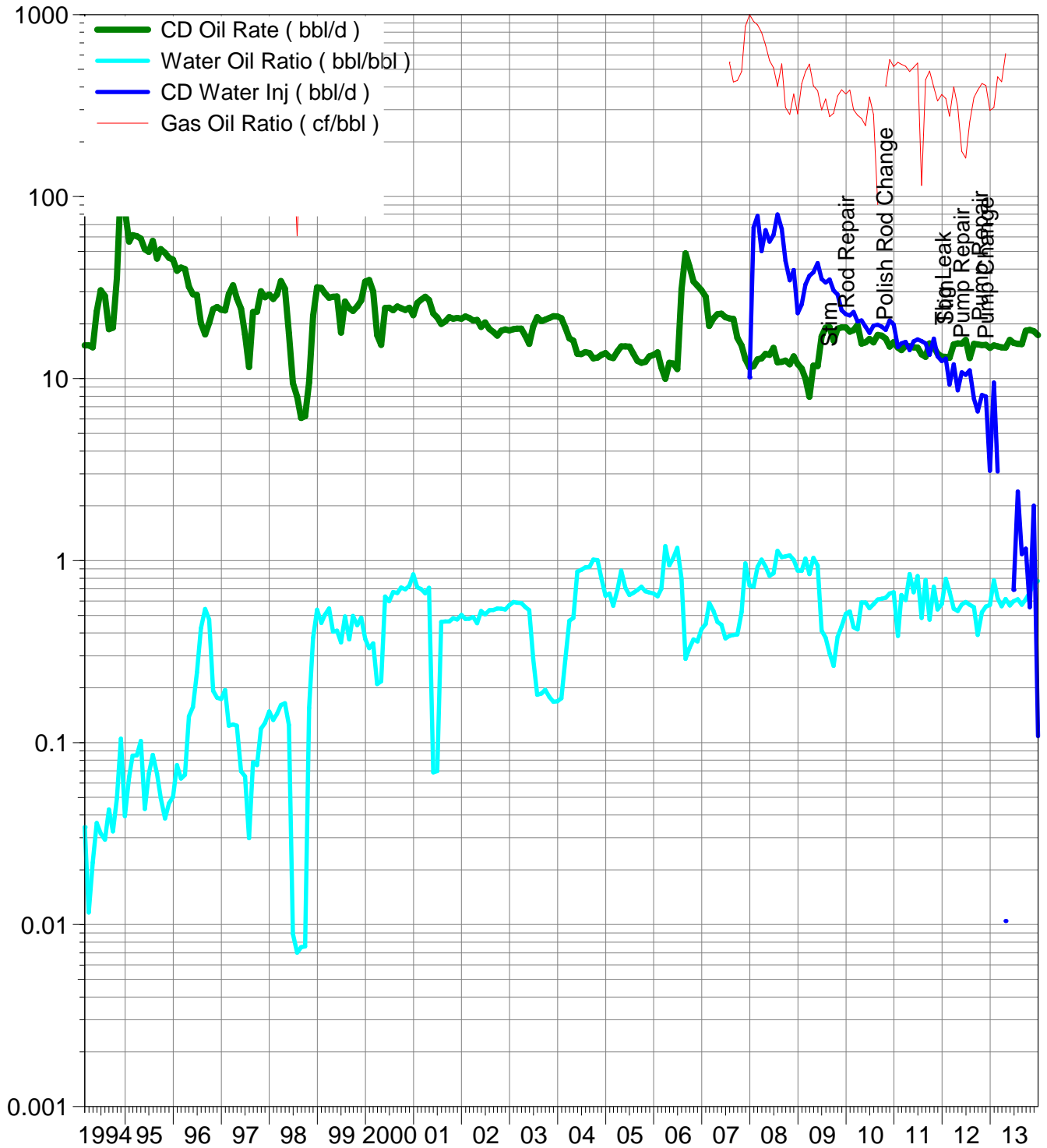
Calendar Day Production for Pattern: 14-09 Set: PIERSON UNIT

Cumulative Oil Prod : 295.28 Mbbl



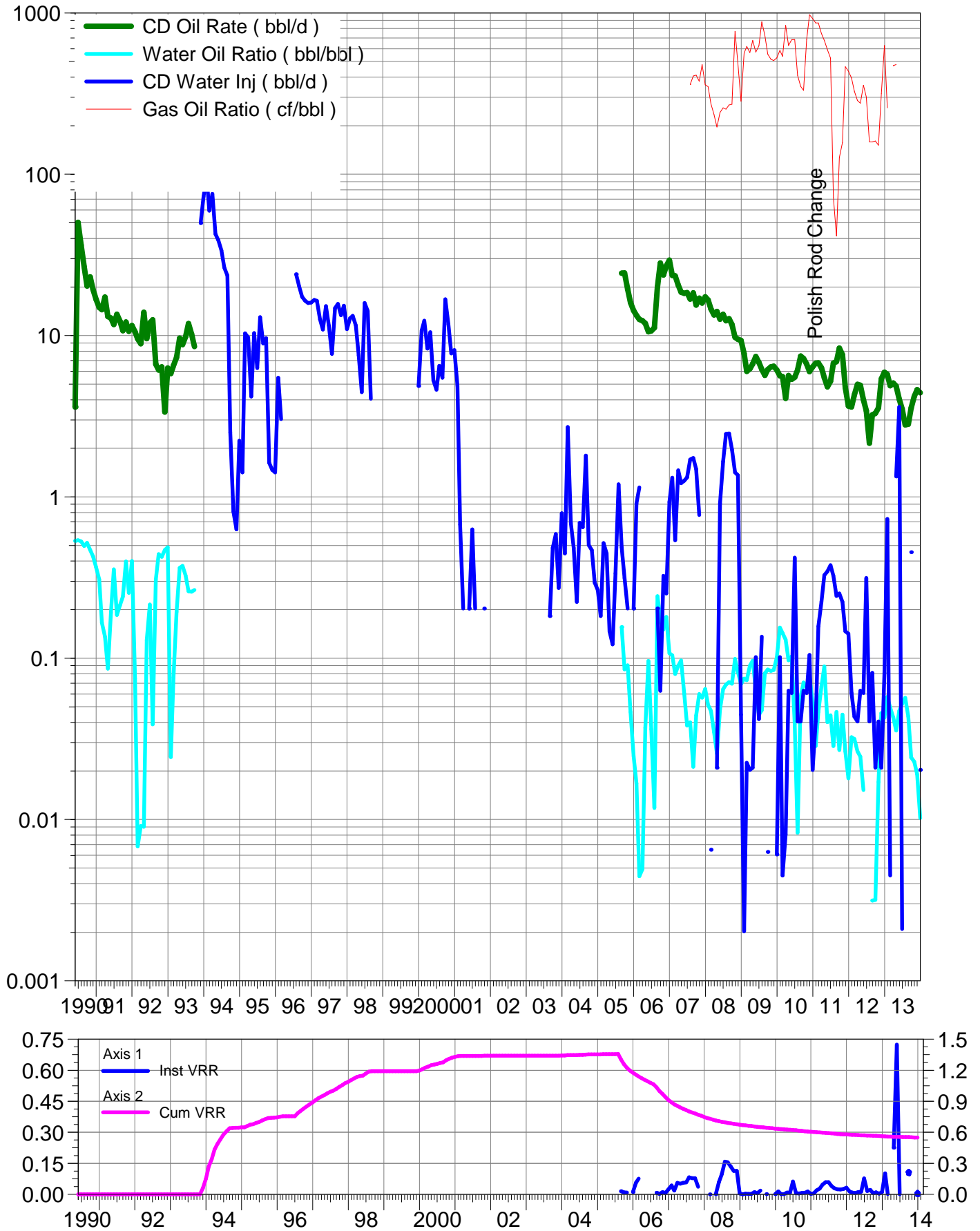
Calendar Day Production for Pattern: 14-16 Set: PIERSON UNIT

Cumulative Oil Prod : 159.06 Mbbl



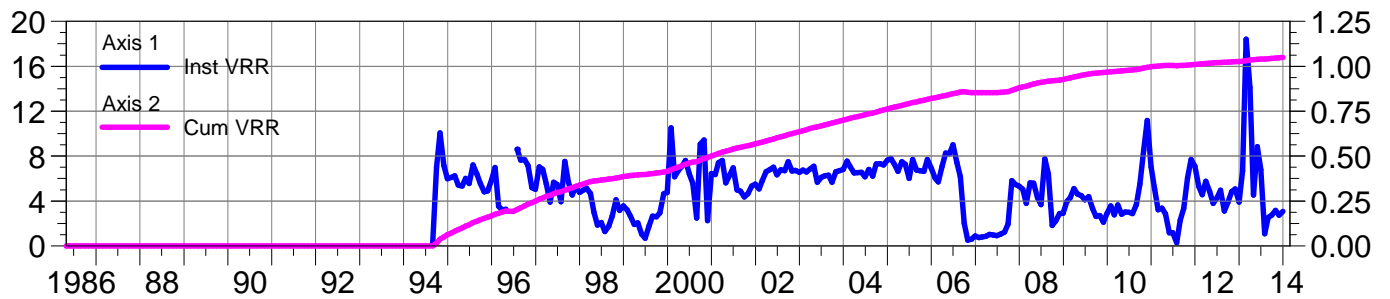
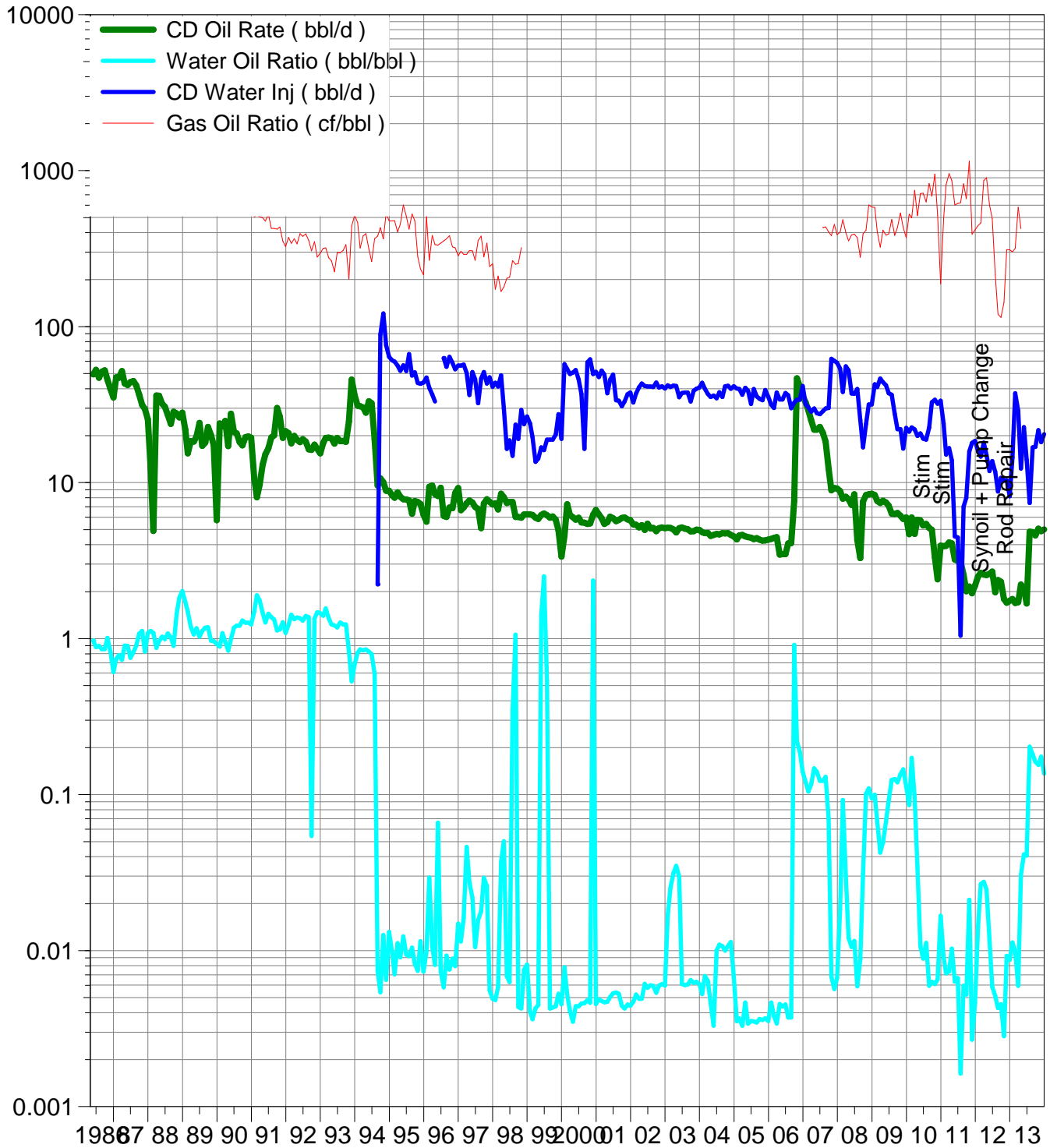
Calendar Day Production for Pattern: 16-04 Set: PIERSON UNIT

Cumulative Oil Prod : 46.96 Mbbl



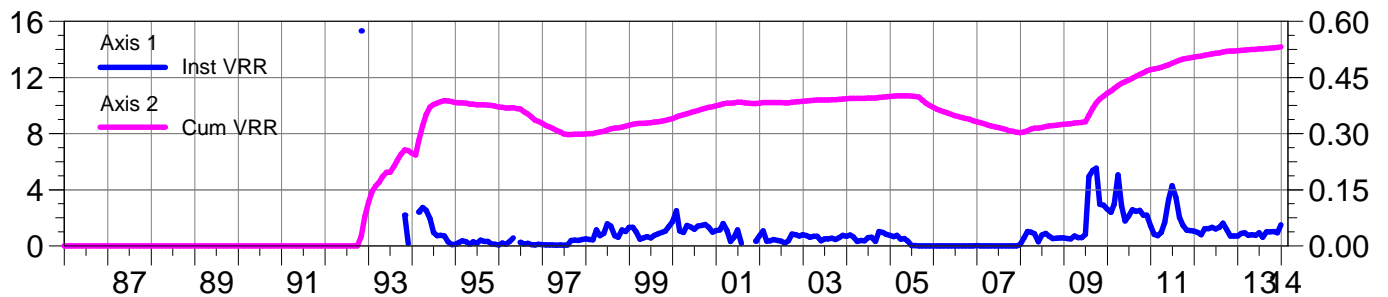
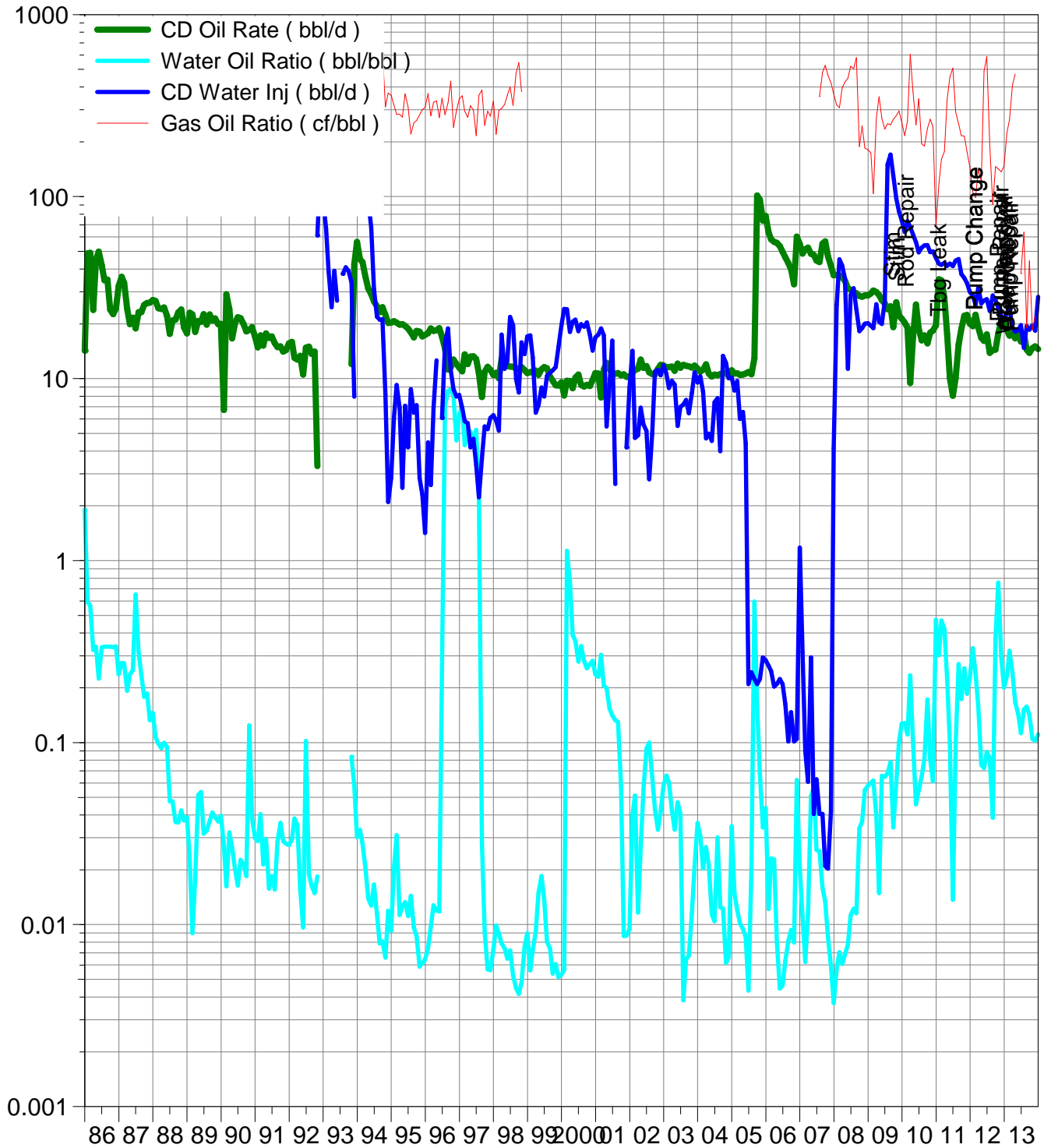
Calendar Day Production for Pattern: 16-05 Set: PIERSON UNIT

Cumulative Oil Prod : 125.46 Mbbl



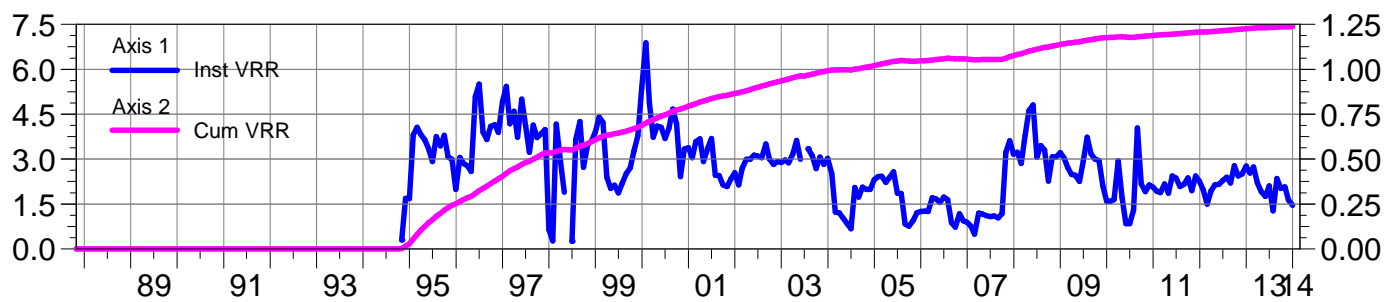
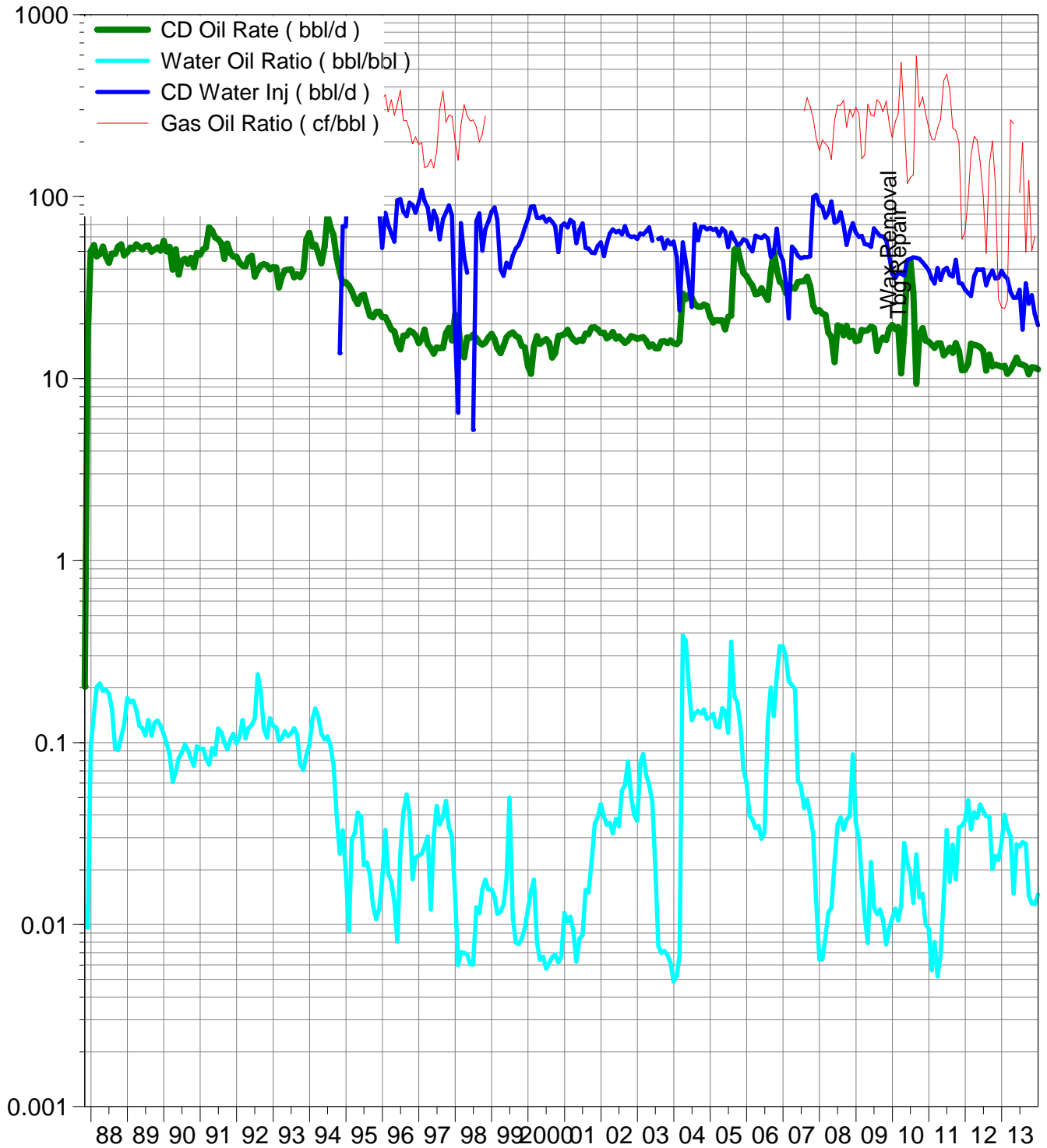
Calendar Day Production for Pattern: 16-08 Set: PIERSON UNIT

Cumulative Oil Prod : 210.06 Mbbl



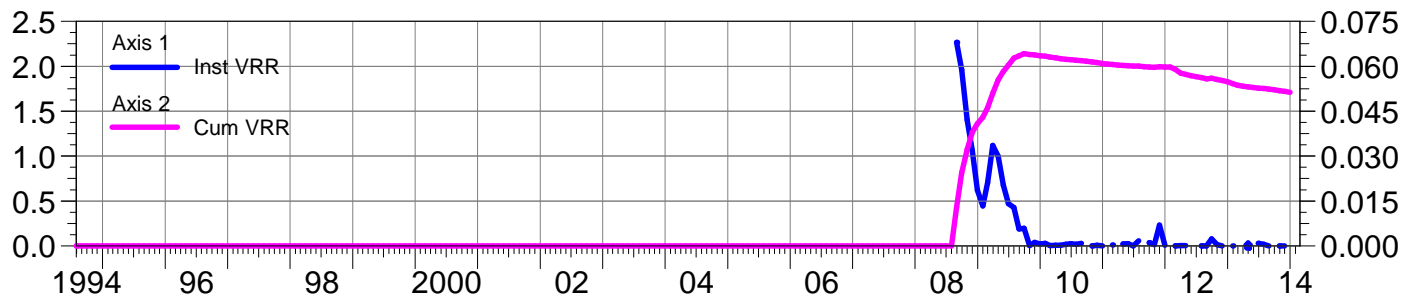
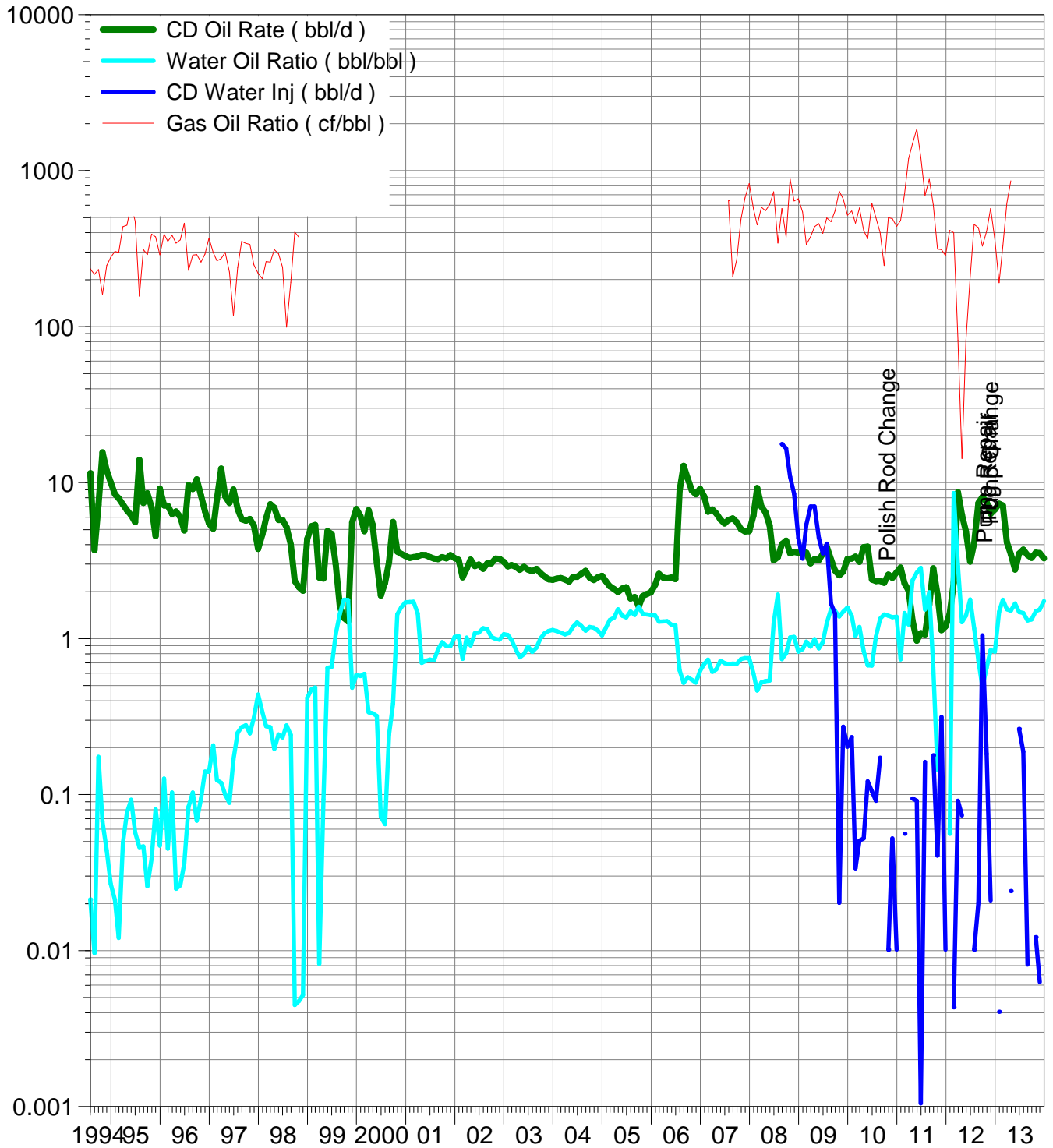
Calendar Day Production for Pattern: 16-09 Set: PIERSON UNIT

Cumulative Oil Prod : 261.63 Mbbl



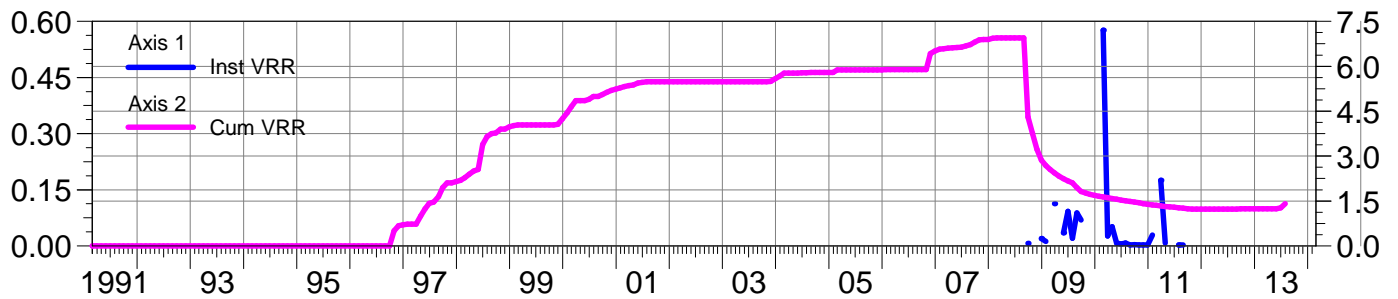
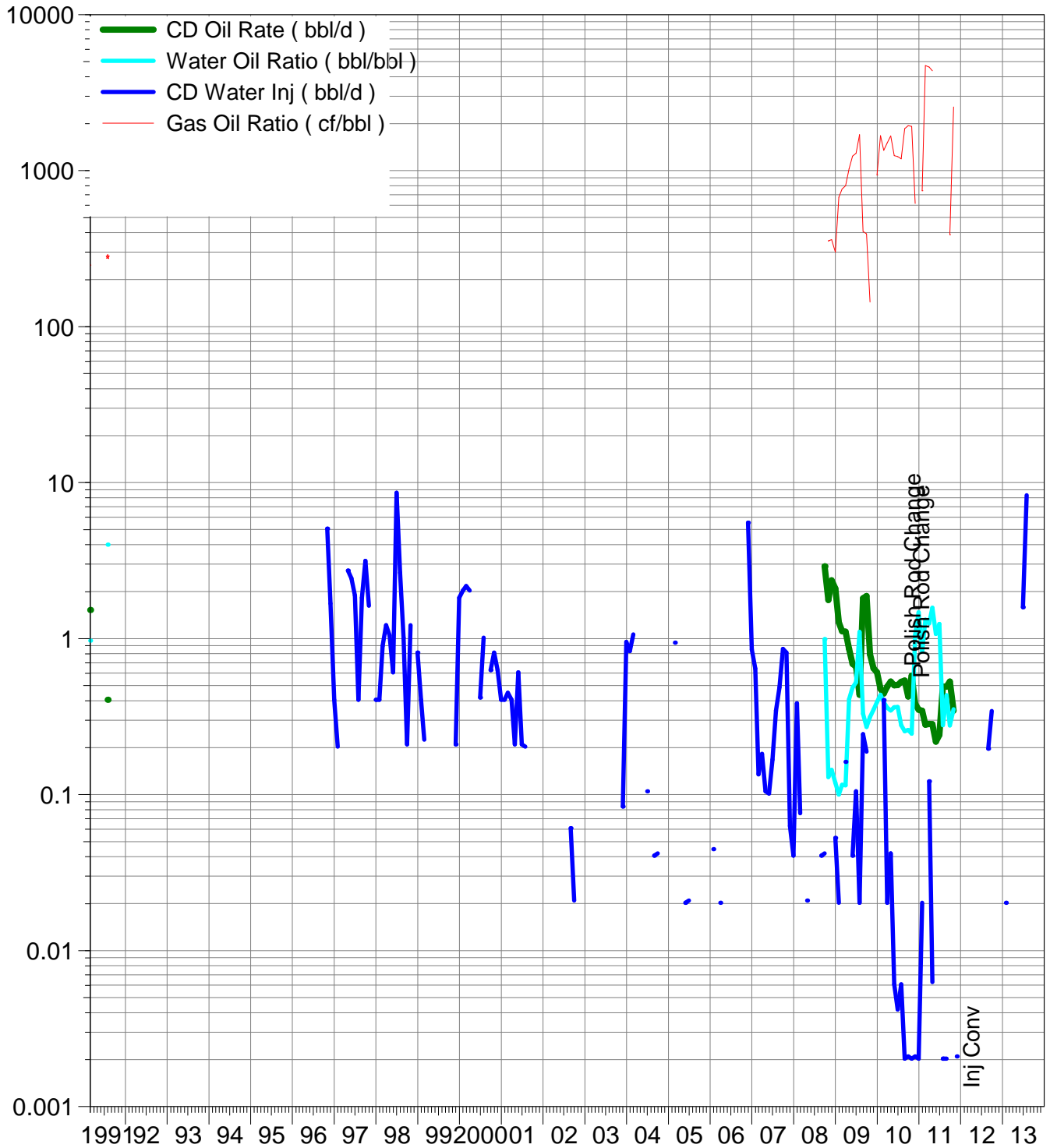
Calendar Day Production for Pattern: 16-17 Set: PIERSON UNIT

Cumulative Oil Prod : 31.92 Mbbl



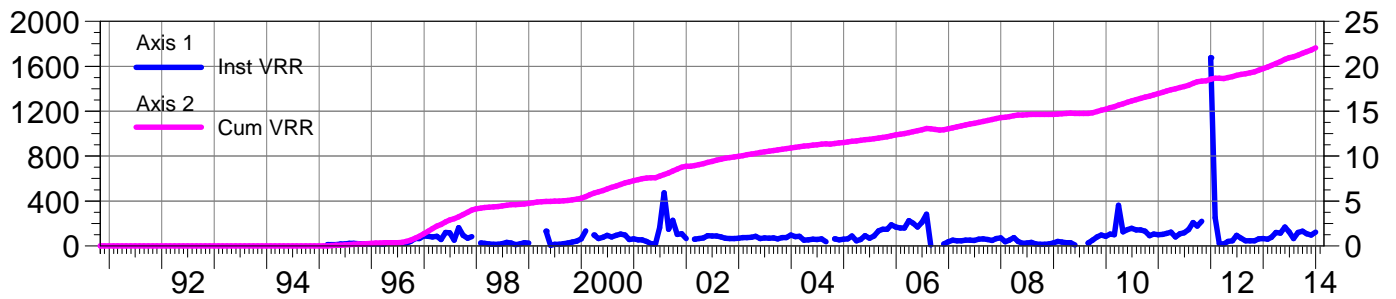
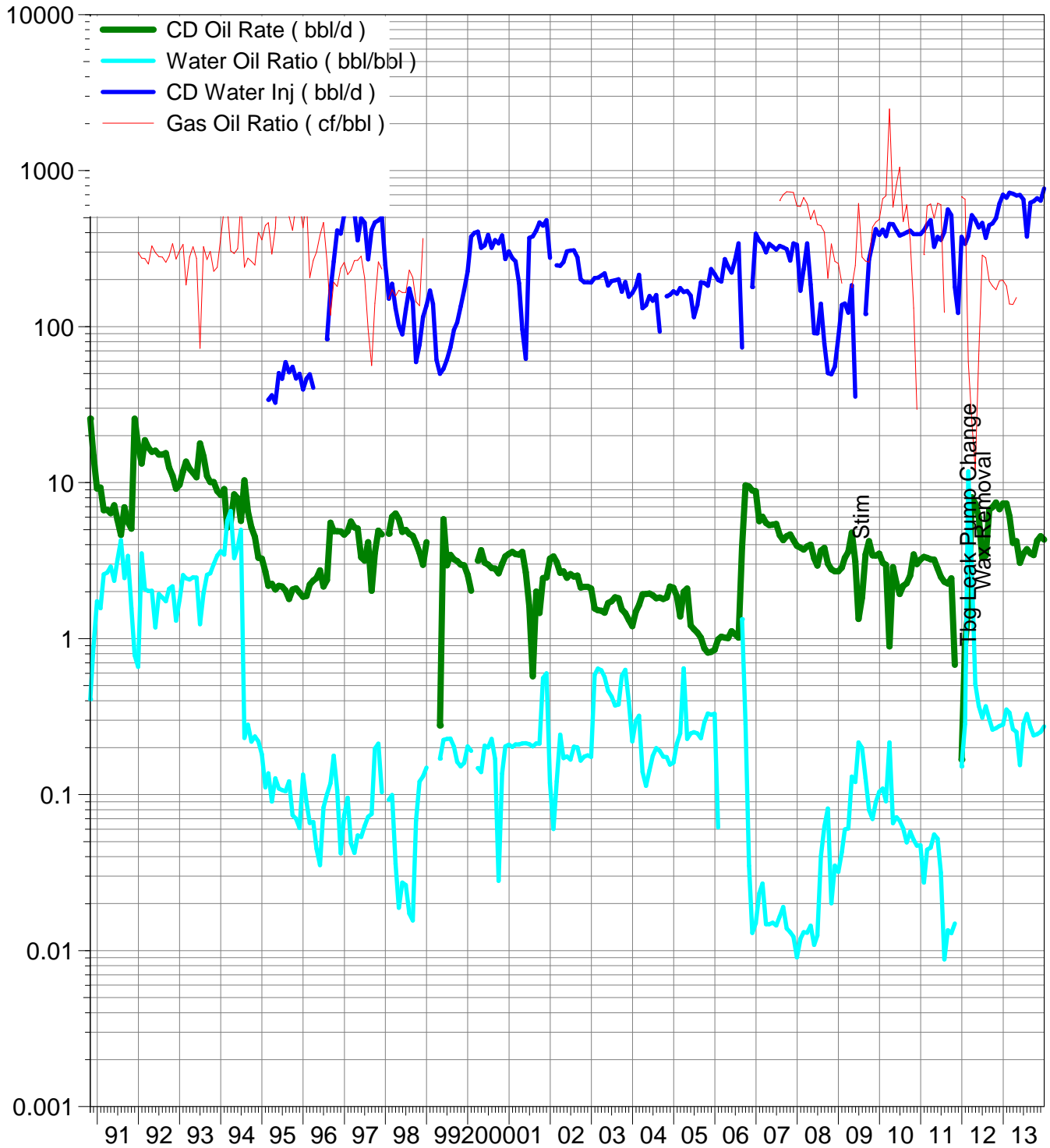
Calendar Day Production for Pattern: 16-18 Set: PIERSON UNIT

Cumulative Oil Prod : 0.98 Mbbl



Calendar Day Production for Pattern: 14-17 Set: PIERSON UNIT

Cumulative Oil Prod : 38.04 Mbbl



Pattern: 02-08 Set: PIERSON UNIT

Axis 1 02-08

- Cumulative Oil Prod (Mbbl)
- Cumulative Liquid Prod (Mbbl)
- Cumulative Water Prod (Mbbl)
- Cumulative Water Inj (Mbbl)
- Axis 2
- Cumulative Gas Prod (MMcf)

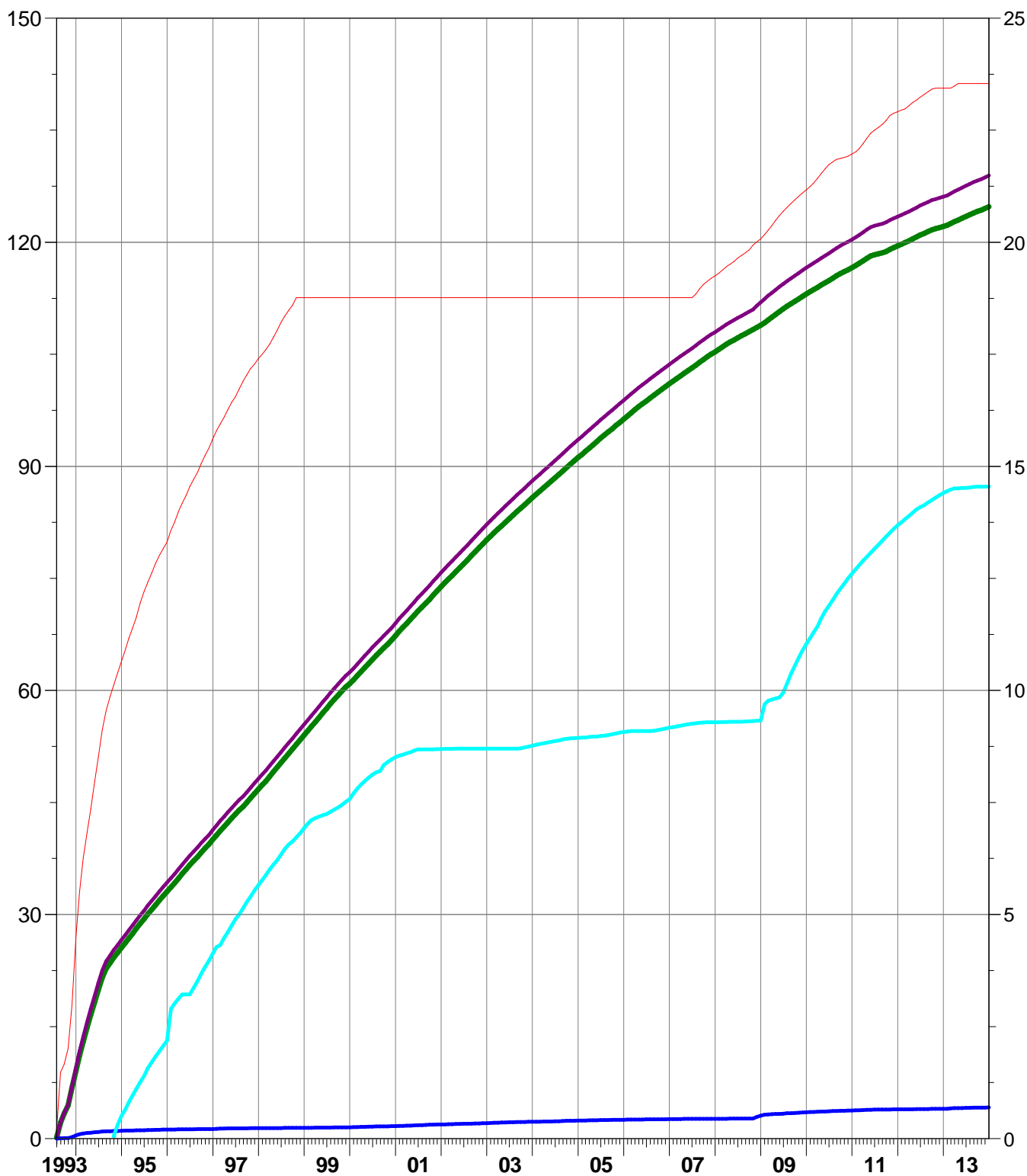
Cumulative Oil Prod : 122.11 Mbbl

Cumulative Liquid Prod : 126.10 Mbbl

Cumulative Water Prod : 3.99 Mbbl

Cumulative Water Inj : 86.42 Mbbl

Cumulative Gas Prod : 23.44 MMcf



Pattern: 02-09 Set: PIERSON UNIT

Axis 1 02-09

- Cumulative Oil Prod (Mbbl)
- Cumulative Liquid Prod (Mbbl)
- Cumulative Water Prod (Mbbl)
- Cumulative Water Inj (Mbbl)
- Axis 2
- Cumulative Gas Prod (MMcf)

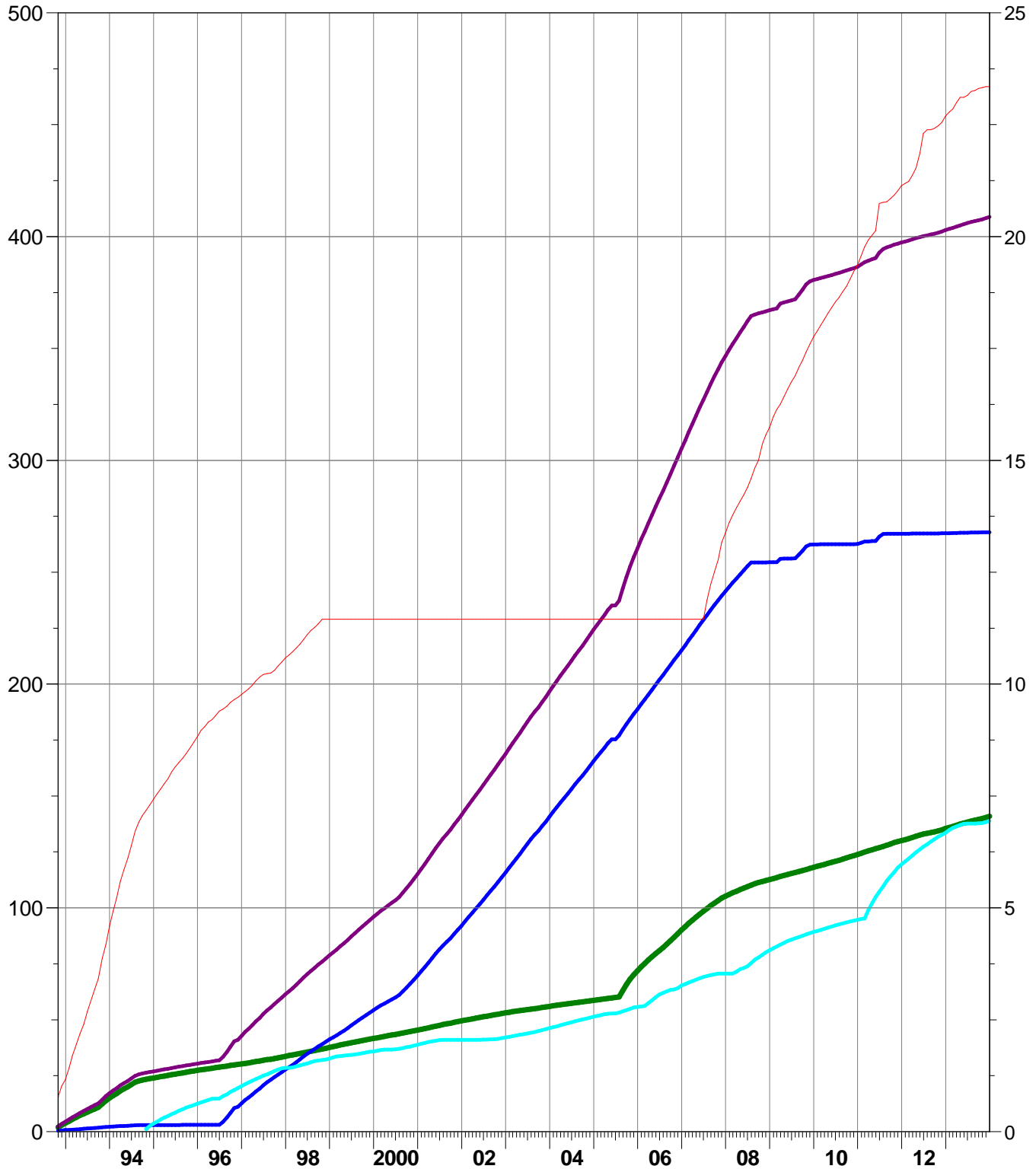
Cumulative Oil Prod : 135.47 Mbbl

Cumulative Liquid Prod : 402.88 Mbbl

Cumulative Water Prod : 267.41 Mbbl

Cumulative Water Inj : 133.51 Mbbl

Cumulative Gas Prod : 22.69 MMcf



Pattern: 02-16 Set: PIERSON UNIT

Axis 1 02-16

- Cumulative Oil Prod (Mbbl)
- Cumulative Liquid Prod (Mbbl)
- Cumulative Water Prod (Mbbl)
- Cumulative Water Inj (Mbbl)
- Axis 2
- Cumulative Gas Prod (MMcf)

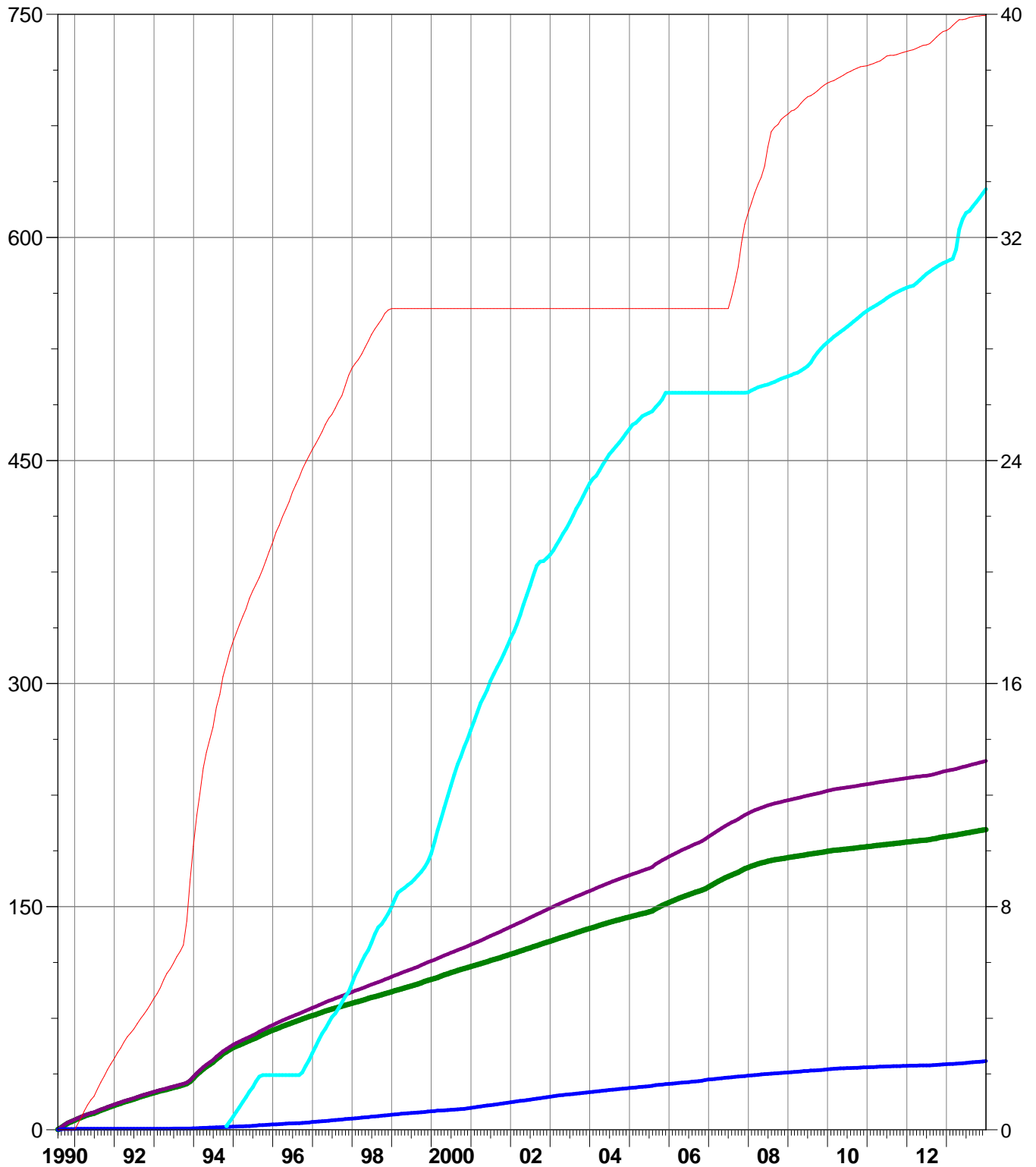
Cumulative Oil Prod : 197.22 Mbbl

Cumulative Liquid Prod : 241.23 Mbbl

Cumulative Water Prod : 44.00 Mbbl

Cumulative Water Inj : 583.66 Mbbl

Cumulative Gas Prod : 39.42 MMcf



Pattern: 02-17 Set: PIERSON UNIT

Axis 1 02-17

- Cumulative Oil Prod (Mbbl)
- Cumulative Liquid Prod (Mbbl)
- Cumulative Water Prod (Mbbl)
- Cumulative Water Inj (Mbbl)
- Axis 2
- Cumulative Gas Prod (MMcf)

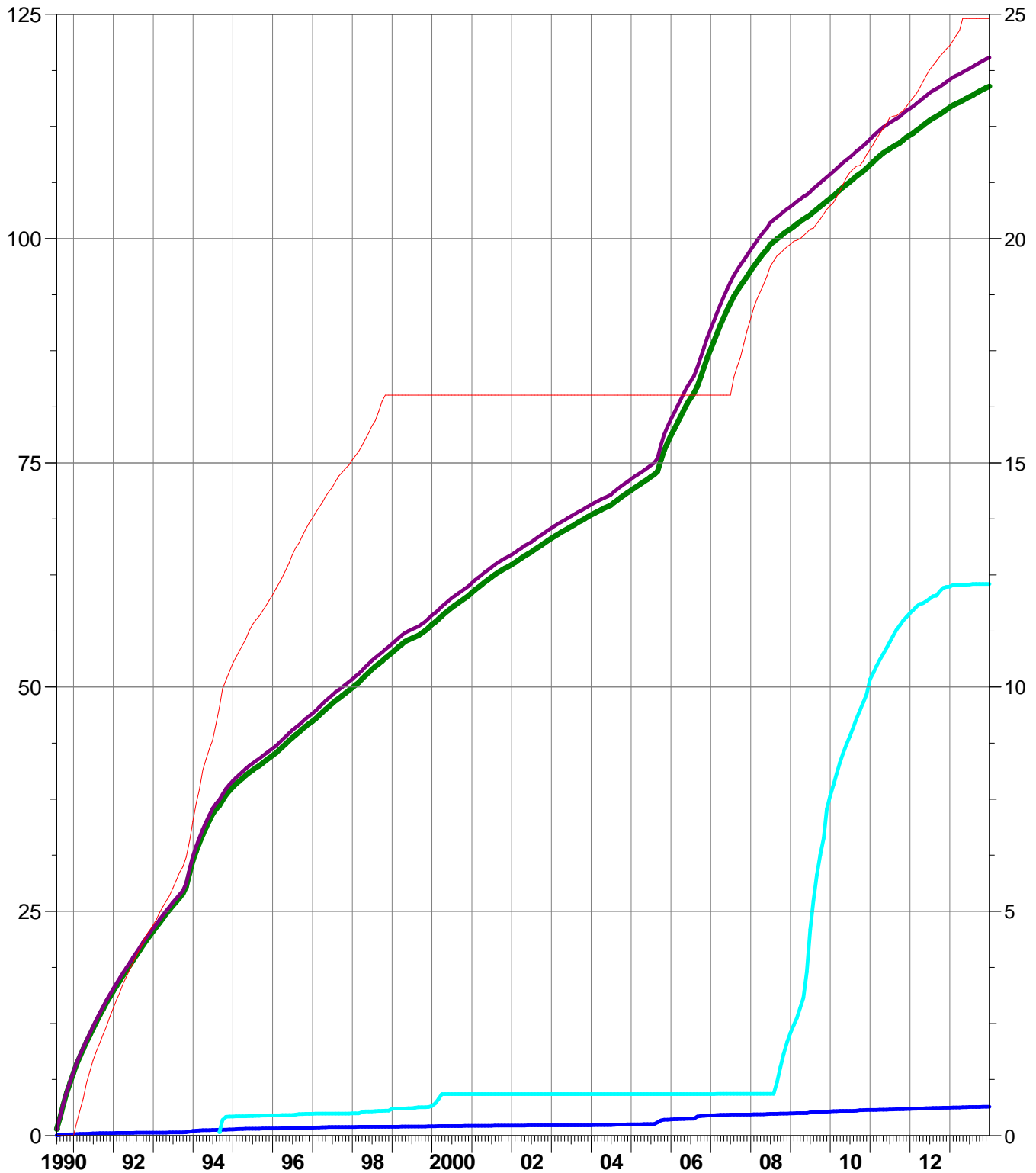
Cumulative Oil Prod : 114.64 Mbbl

Cumulative Liquid Prod : 117.75 Mbbl

Cumulative Water Prod : 3.11 Mbbl

Cumulative Water Inj : 61.20 Mbbl

Cumulative Gas Prod : 24.30 MMcf



Pattern: 04-09 Set: PIERSON UNIT

Axis 1 04-09

- Cumulative Oil Prod (Mbbl)
- Cumulative Liquid Prod (Mbbl)
- Cumulative Water Prod (Mbbl)
- Cumulative Water Inj (Mbbl)
- Cumulative Gas Prod (MMcf)

Cumulative Oil Prod : 178.09 Mbbl

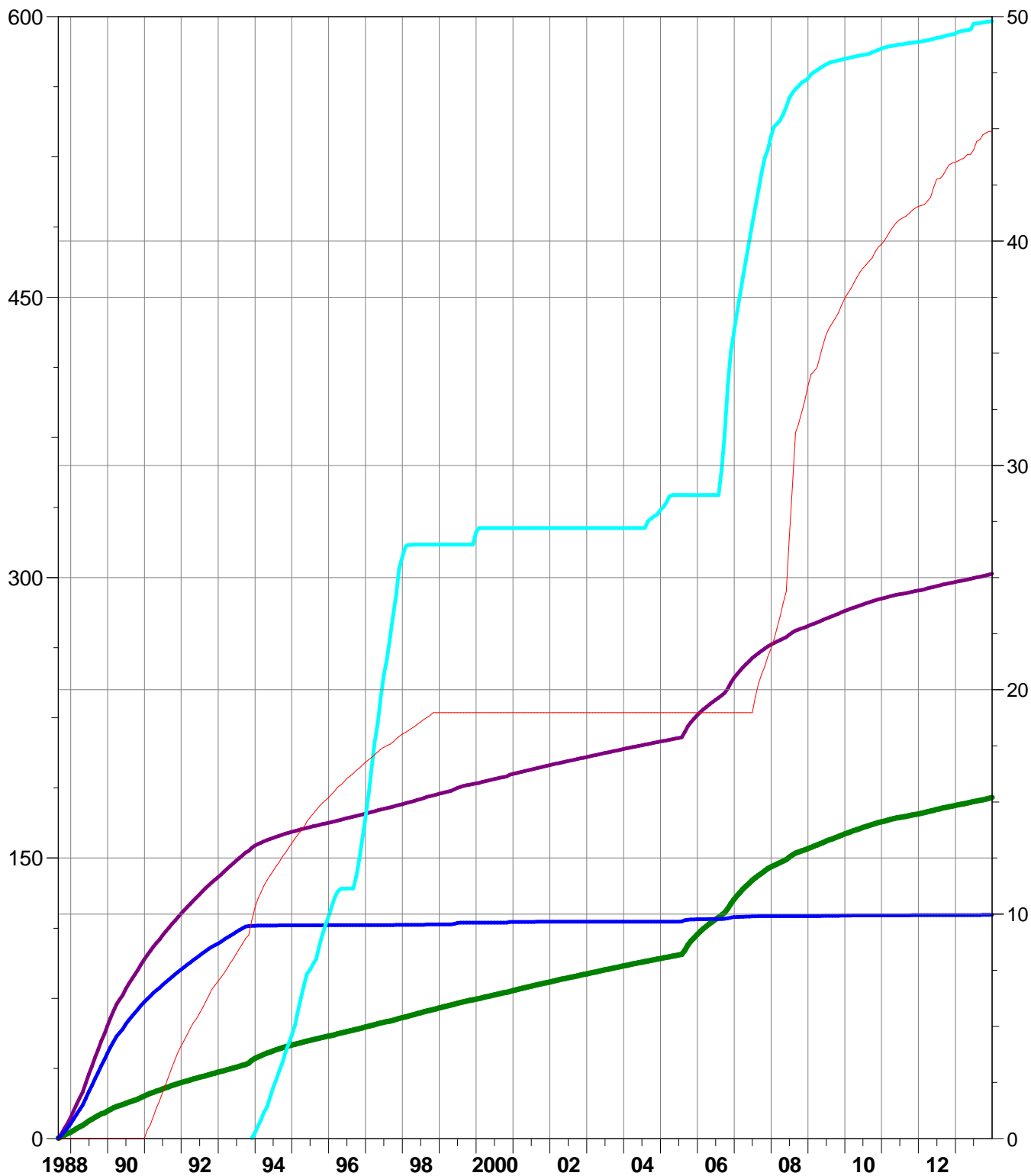
Cumulative Liquid Prod : 297.60 Mbbl

Cumulative Water Prod : 119.51 Mbbl

Cumulative Water Inj : 590.86 Mbbl

Cumulative Gas Prod : 43.51 MMcf

Axis 2



Pattern: 04-15 Set: PIERSON UNIT

Axis 1 04-15

- Cumulative Oil Prod (Mbbl)
- Cumulative Liquid Prod (Mbbl)
- Cumulative Water Prod (Mbbl)
- Cumulative Water Inj (Mbbl)
- Axis 2
- Cumulative Gas Prod (MMcf)

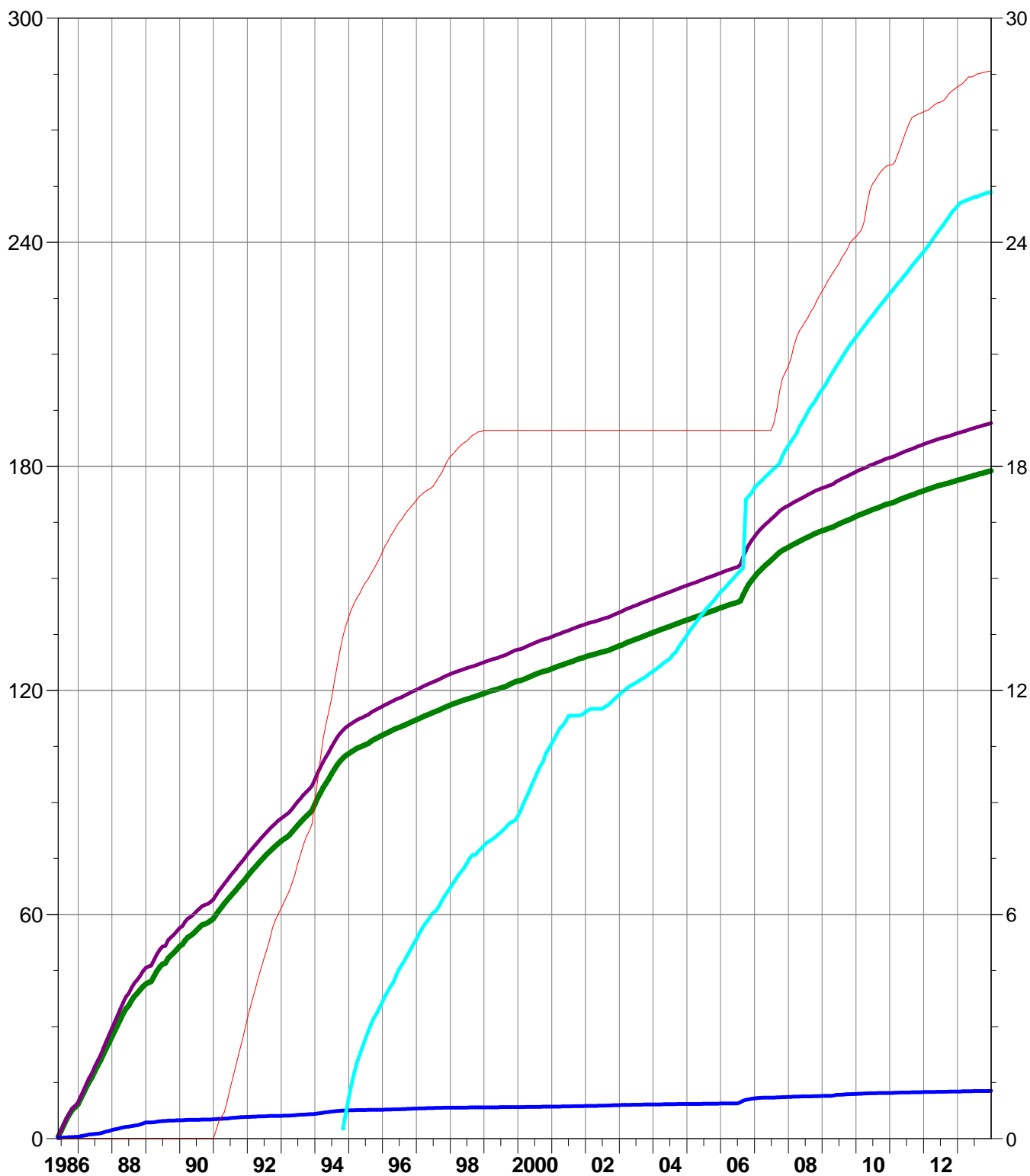
Cumulative Oil Prod : 176.22 Mbbl

Cumulative Liquid Prod : 188.83 Mbbl

Cumulative Water Prod : 12.61 Mbbl

Cumulative Water Inj : 249.62 Mbbl

Cumulative Gas Prod : 28.16 MMcf



Pattern: 04-16 Set: PIERSON UNIT

Axis 1 04-16

- Cumulative Oil Prod (Mbbl)
- Cumulative Liquid Prod (Mbbl)
- Cumulative Water Prod (Mbbl)
- Cumulative Water Inj (Mbbl)
- Axis 2
- Cumulative Gas Prod (MMcf)

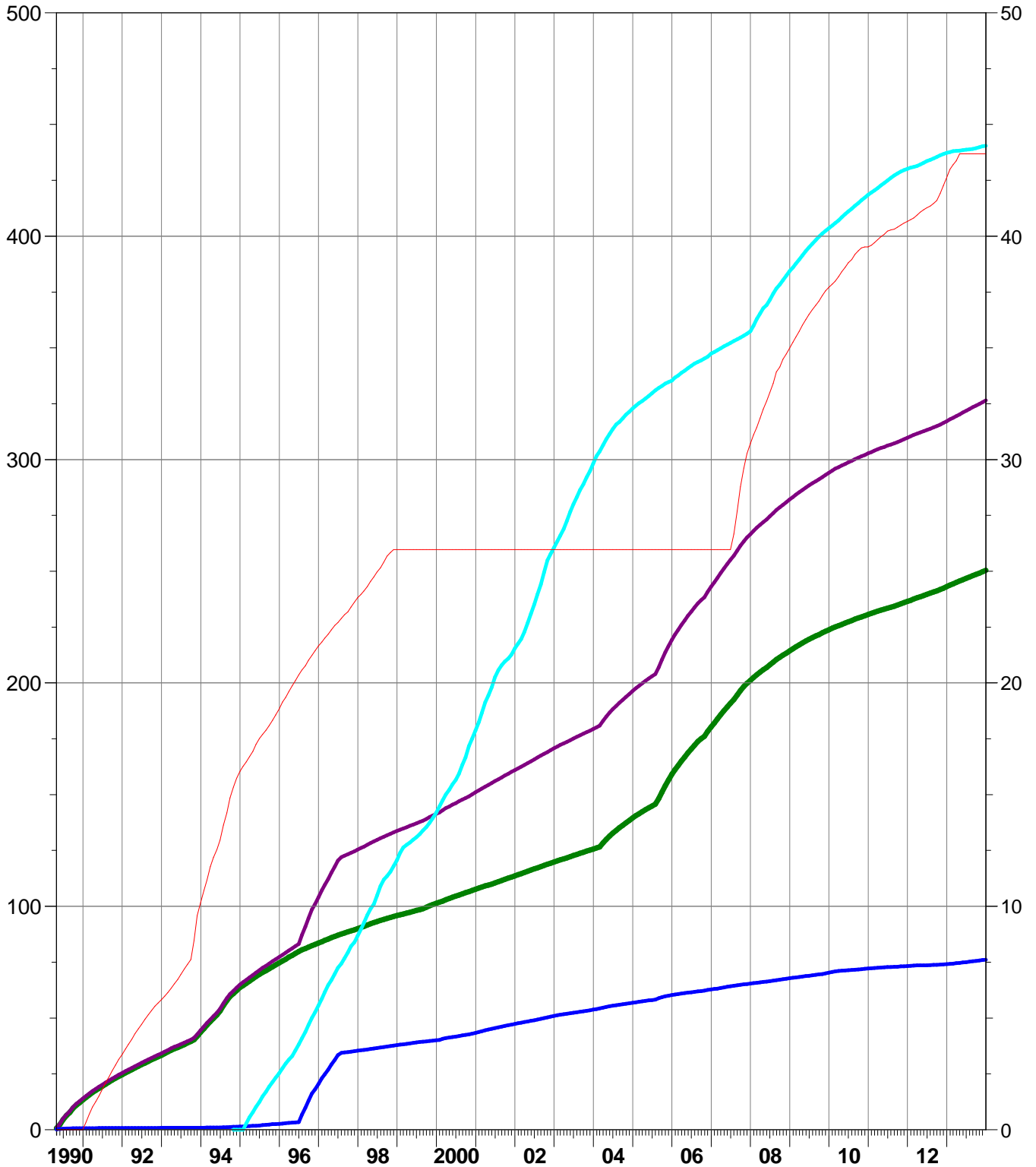
Cumulative Oil Prod : 243.09 Mbbl

Cumulative Liquid Prod : 317.18 Mbbl

Cumulative Water Prod : 74.09 Mbbl

Cumulative Water Inj : 437.30 Mbbl

Cumulative Gas Prod : 42.63 MMcf



Pattern: 04-17 Set: PIERSON UNIT

Axis 1 04-17

- Cumulative Oil Prod (Mbbl)
- Cumulative Liquid Prod (Mbbl)
- Cumulative Water Prod (Mbbl)
- Cumulative Water Inj (Mbbl)
- Axis 2
- Cumulative Gas Prod (MMcf)

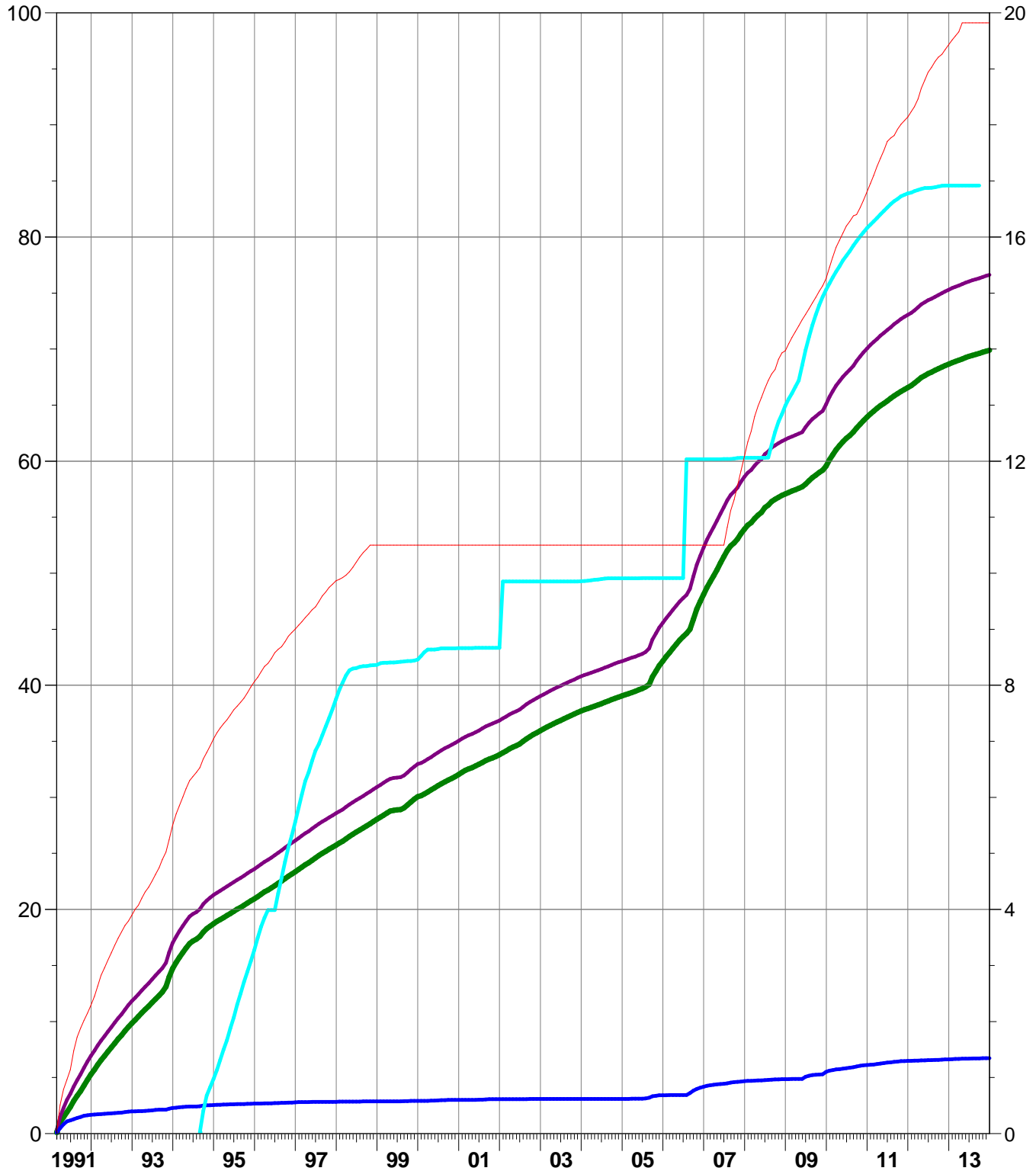
Cumulative Oil Prod : 68.66 Mbbl

Cumulative Liquid Prod : 75.29 Mbbl

Cumulative Water Prod : 6.62 Mbbl

Cumulative Water Inj : 84.58 Mbbl

Cumulative Gas Prod : 19.43 MMcf



Pattern: 06-08 Set: PIERSON UNIT

Axis 1 06-08

- Cumulative Oil Prod (Mbbl)
- Cumulative Liquid Prod (Mbbl)
- Cumulative Water Prod (Mbbl)
- Cumulative Water Inj (Mbbl)
- Axis 2
- Cumulative Gas Prod (MMcf)

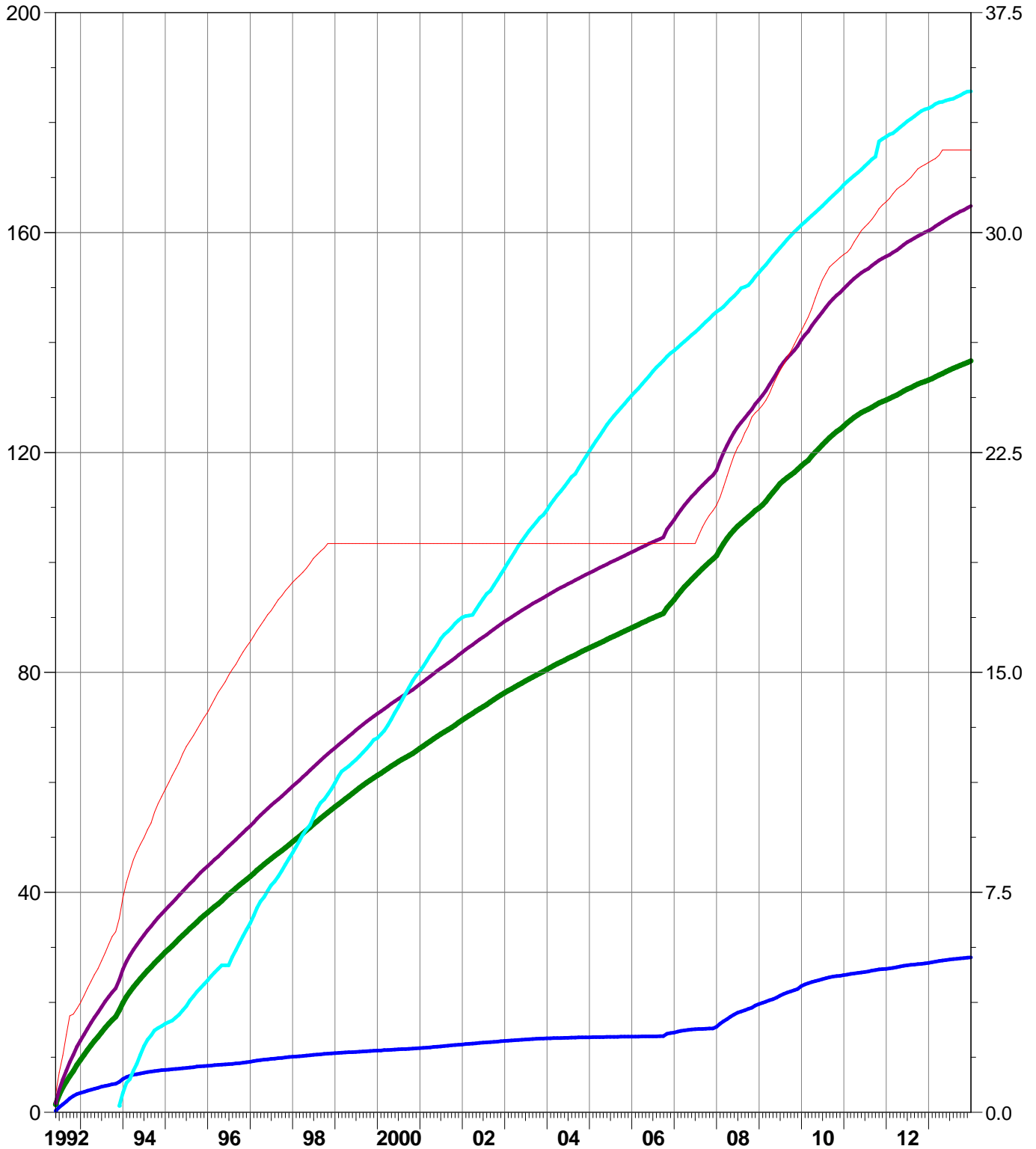
Cumulative Oil Prod : 133.17 Mbbl

Cumulative Liquid Prod : 160.34 Mbbl

Cumulative Water Prod : 27.17 Mbbl

Cumulative Water Inj : 182.57 Mbbl

Cumulative Gas Prod : 32.39 MMcf



Pattern: 06-09 Set: PIERSON UNIT

Axis 1 06-09

- Cumulative Oil Prod (Mbbl)
- Cumulative Liquid Prod (Mbbl)
- Cumulative Water Prod (Mbbl)
- Cumulative Water Inj (Mbbl)
- Axis 2
- Cumulative Gas Prod (MMcf)

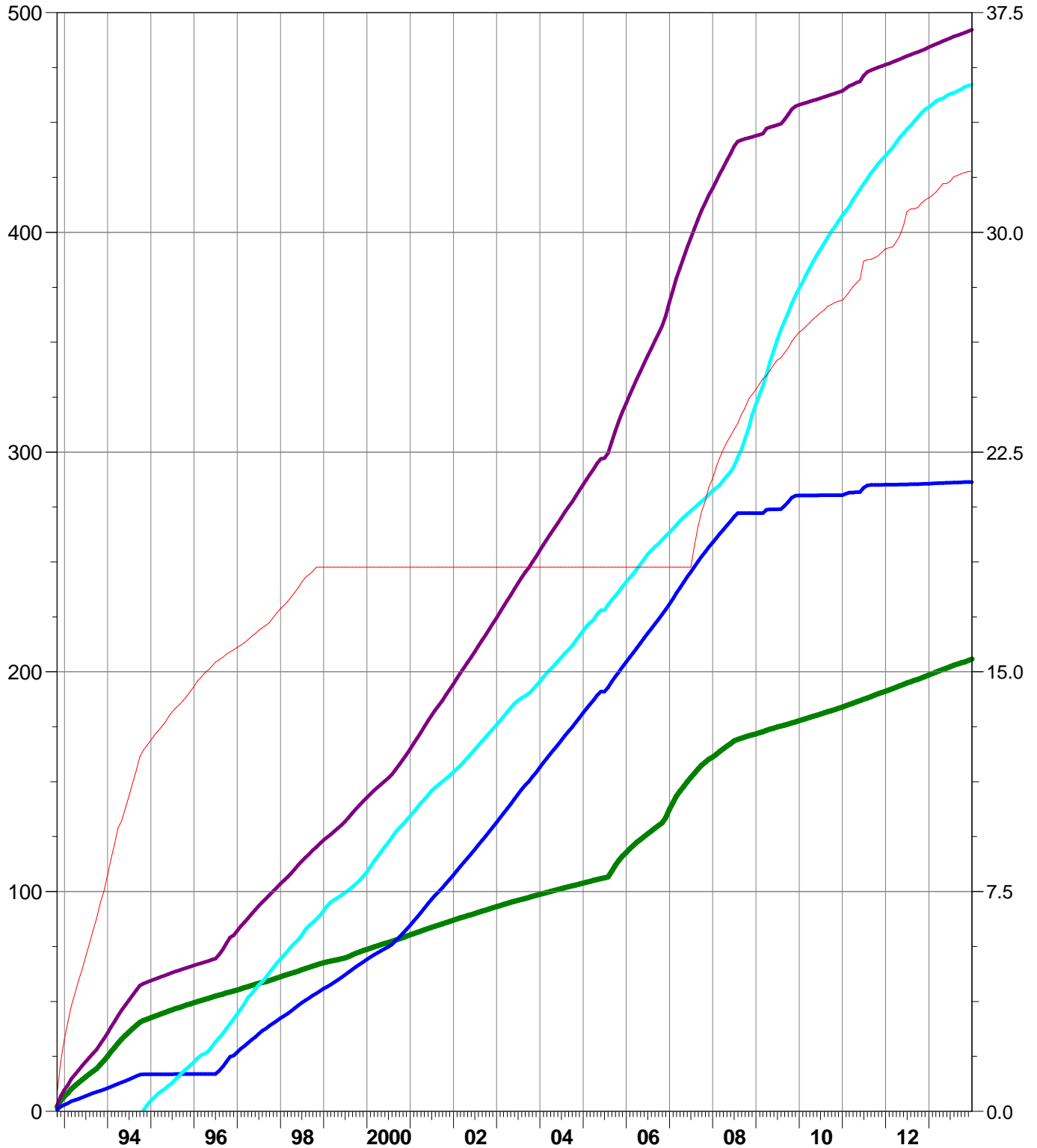
Cumulative Oil Prod : 198.56 Mbbl

Cumulative Liquid Prod : 484.20 Mbbl

Cumulative Water Prod : 285.64 Mbbl

Cumulative Water Inj : 456.93 Mbbl

Cumulative Gas Prod : 31.17 MMcf



Pattern: 06-16 Set: PIERSON UNIT

Axis 1 06-16

- Cumulative Oil Prod (Mbbl)
- Cumulative Liquid Prod (Mbbl)
- Cumulative Water Prod (Mbbl)
- Cumulative Water Inj (Mbbl)
- Axis 2
- Cumulative Gas Prod (MMcf)

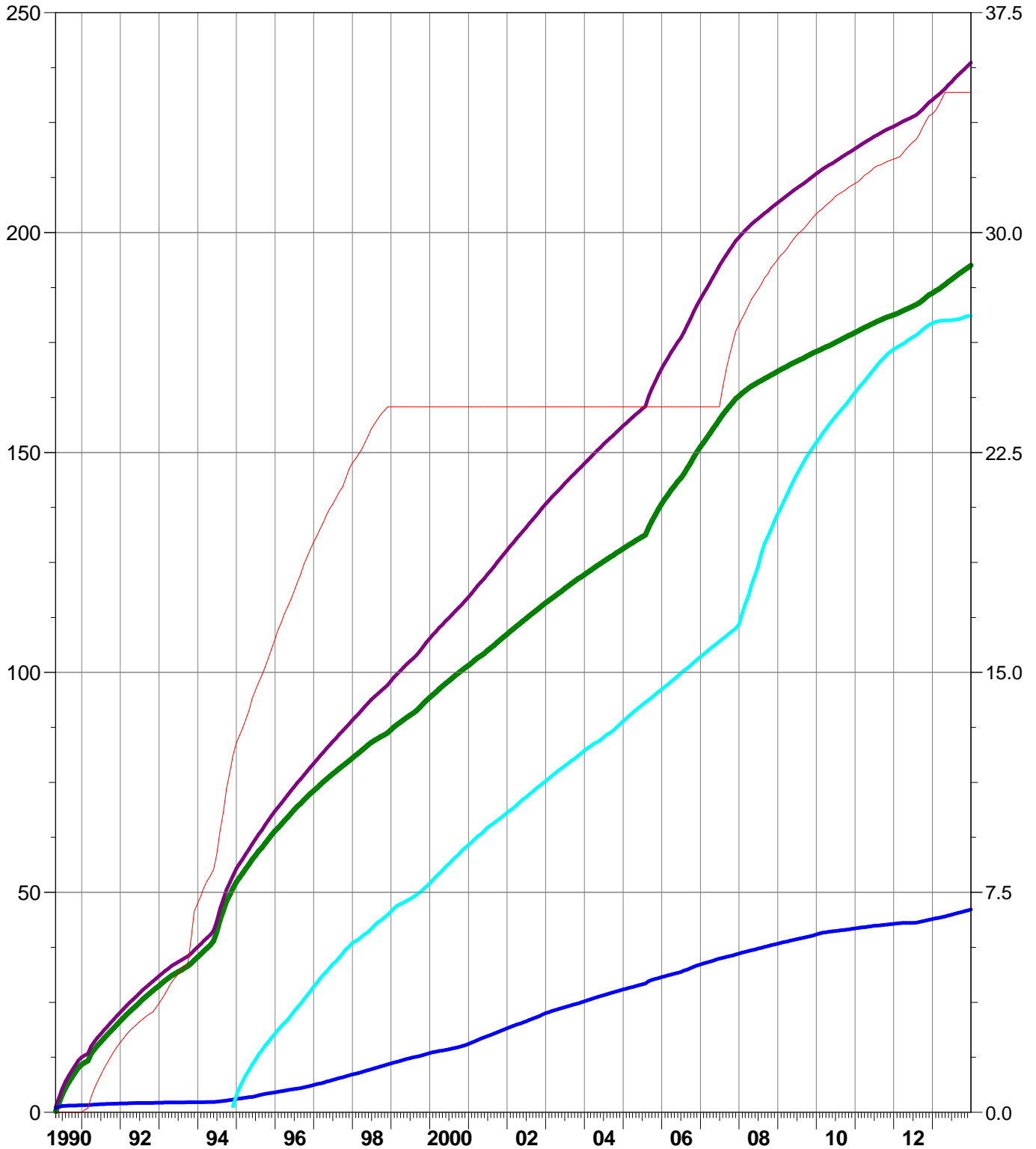
Cumulative Oil Prod : 186.23 Mbbl

Cumulative Liquid Prod : 230.12 Mbbl

Cumulative Water Prod : 43.89 Mbbl

Cumulative Water Inj : 179.36 Mbbl

Cumulative Gas Prod : 34.04 MMcf



Pattern: 06-17 Set: PIERSON UNIT

Axis 1 06-17

- Cumulative Oil Prod (Mbbl)
- Cumulative Liquid Prod (Mbbl)
- Cumulative Water Prod (Mbbl)
- Cumulative Water Inj (Mbbl)
- Axis 2
- Cumulative Gas Prod (MMcf)

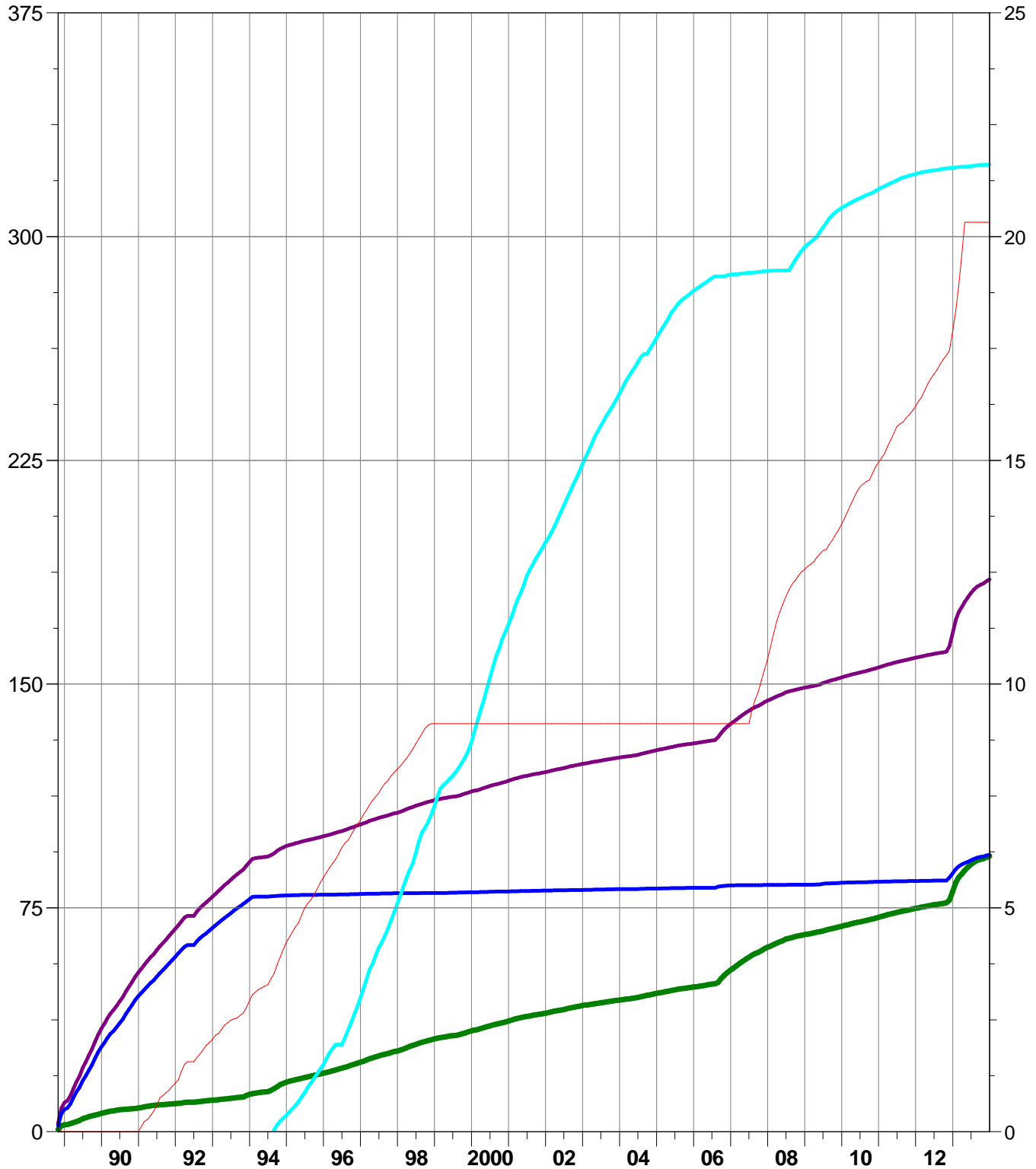
Cumulative Oil Prod : 80.41 Mbbl

Cumulative Liquid Prod : 166.91 Mbbl

Cumulative Water Prod : 86.49 Mbbl

Cumulative Water Inj : 323.03 Mbbl

Cumulative Gas Prod : 17.88 MMcf



Pattern: 08-08 Set: PIERSON UNIT

Axis 1 08-08

Cumulative Oil Prod (Mbbl)

Cumulative Liquid Prod (Mbbl)

Cumulative Water Prod (Mbbl)

Cumulative Water Inj (Mbbl)

Axis 2

Cumulative Gas Prod (MMcf)

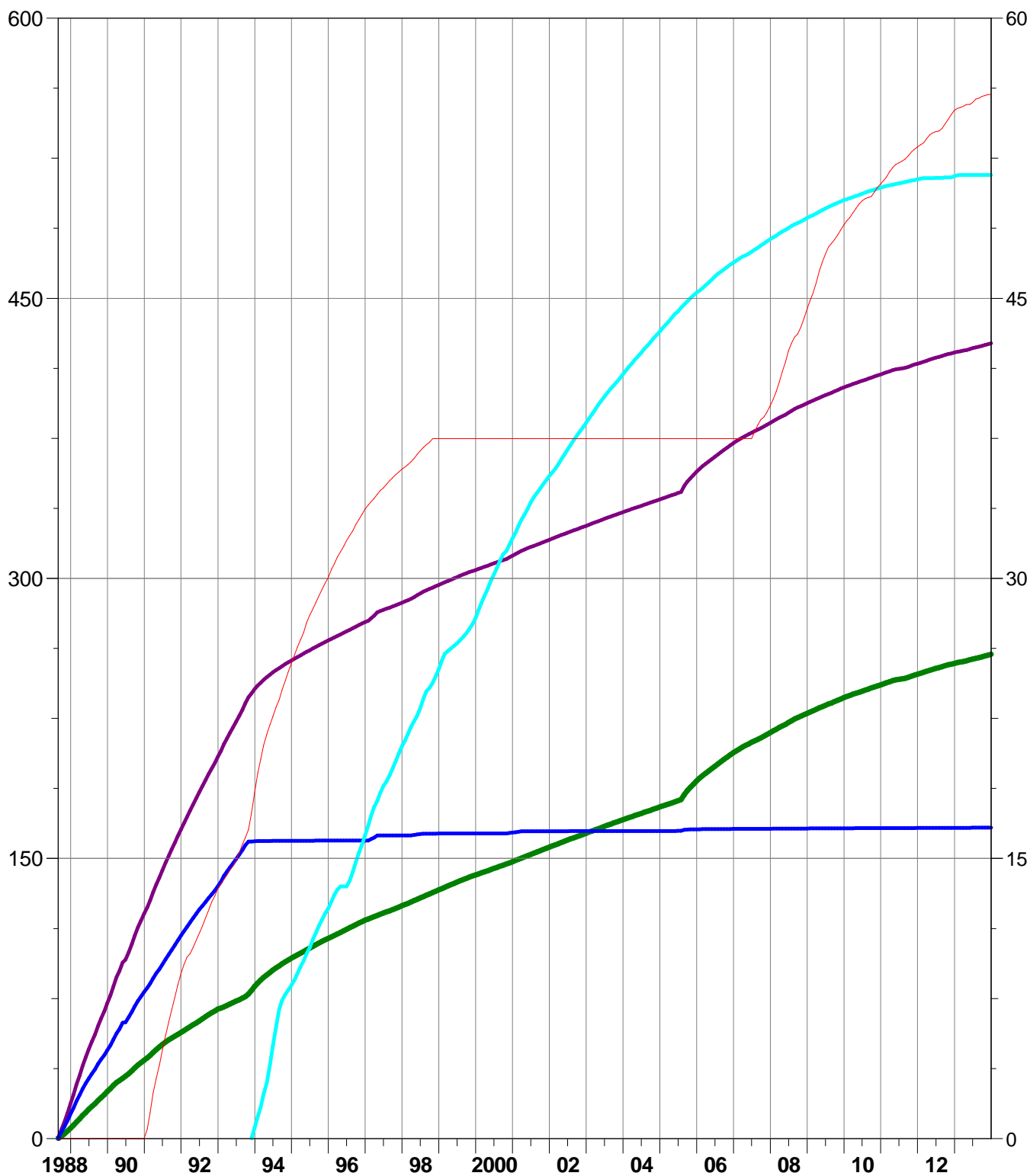
Cumulative Oil Prod : 254.48 Mbbl

Cumulative Liquid Prod : 420.89 Mbbl

Cumulative Water Prod : 166.41 Mbbl

Cumulative Water Inj : 515.41 Mbbl

Cumulative Gas Prod : 55.07 MMcf



Pattern: 08-09 Set: PIERSON UNIT

Axis 1 08-09

Cumulative Oil Prod (Mbbl)

Cumulative Liquid Prod (Mbbl)

Cumulative Water Prod (Mbbl)

Cumulative Water Inj (Mbbl)

Axis 2

Cumulative Gas Prod (MMcf)

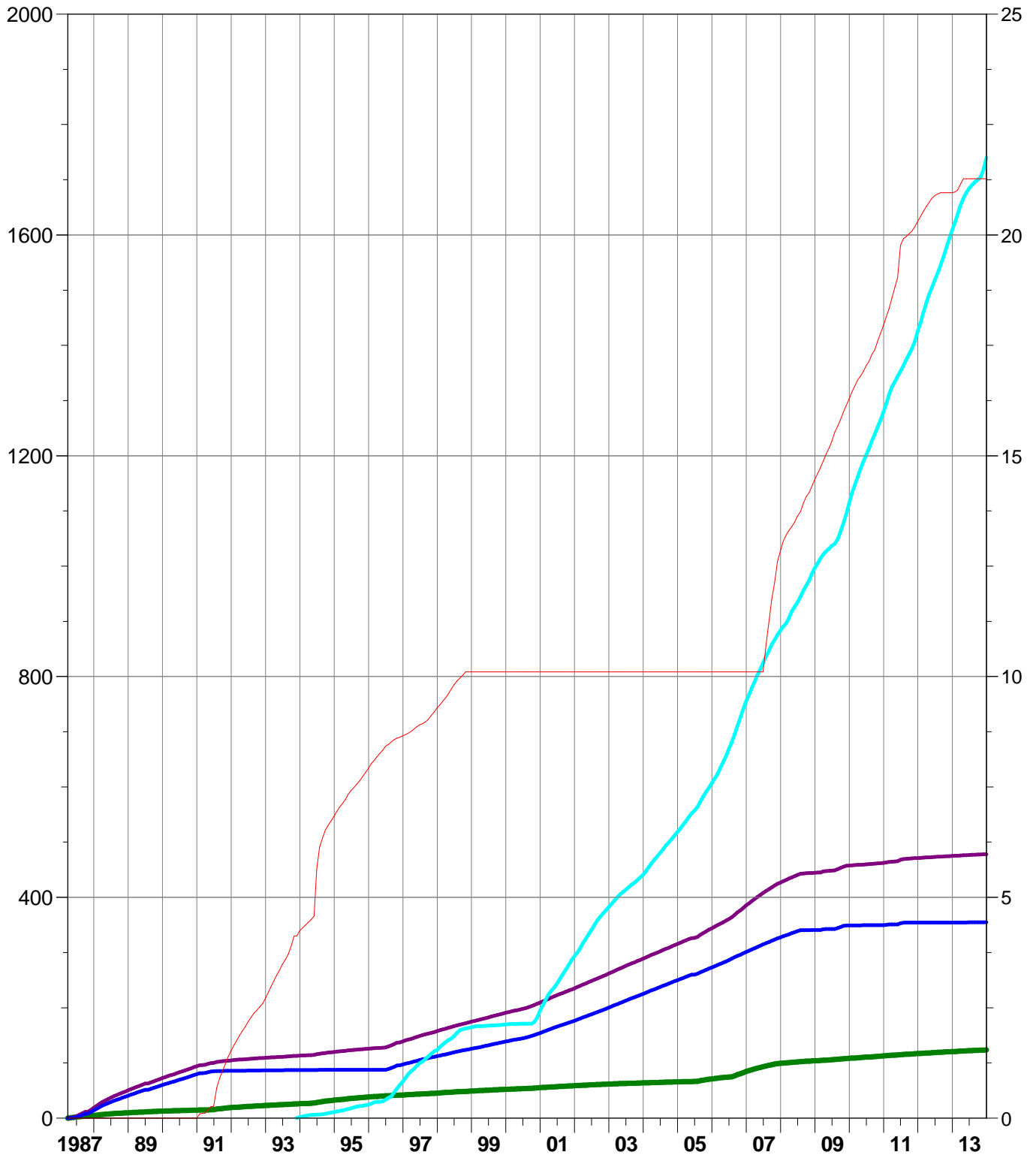
Cumulative Oil Prod : 120.48 Mbbl

Cumulative Liquid Prod : 475.02 Mbbl

Cumulative Water Prod : 354.54 Mbbl

Cumulative Water Inj : 1608.65 Mbbl

Cumulative Gas Prod : 20.96 MMcf



Pattern: 08-16 Set: PIERSON UNIT

Axis 1 08-16

- Cumulative Oil Prod (Mbbl)
- Cumulative Liquid Prod (Mbbl)
- Cumulative Water Prod (Mbbl)
- Cumulative Water Inj (Mbbl)
- Cumulative Gas Prod (MMcf)

Cumulative Oil Prod : 99.12 Mbbl

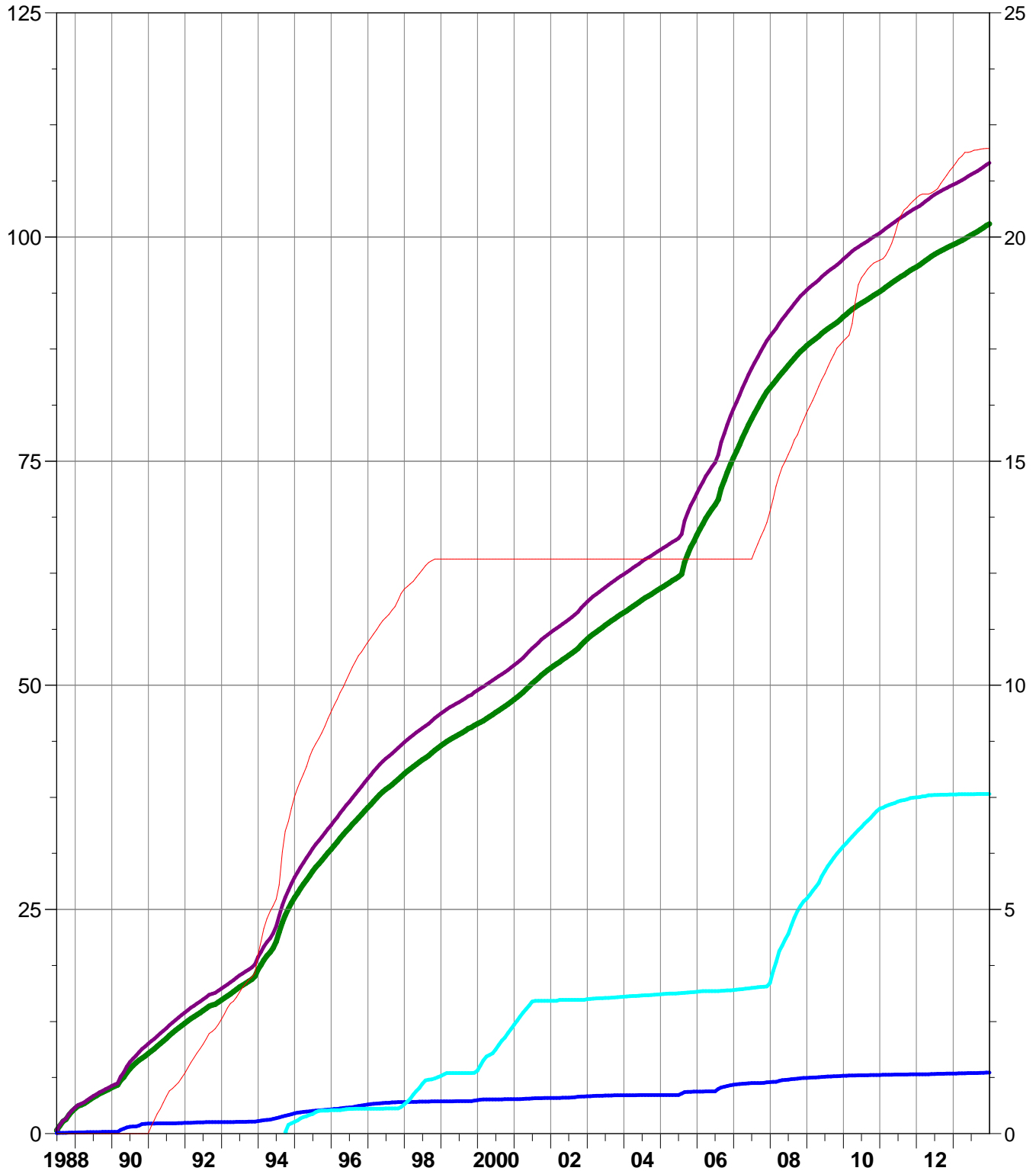
Cumulative Liquid Prod : 105.81 Mbbl

Cumulative Water Prod : 6.70 Mbbl

Cumulative Water Inj : 37.82 Mbbl

Cumulative Gas Prod : 21.56 MMcf

Axis 2



Pattern: 08-17 Set: PIERSON UNIT

Axis 1 08-17

Cumulative Oil Prod (Mbbl)

Cumulative Liquid Prod (Mbbl)

Cumulative Water Prod (Mbbl)

Cumulative Water Inj (Mbbl)

Axis 2

Cumulative Gas Prod (MMcf)

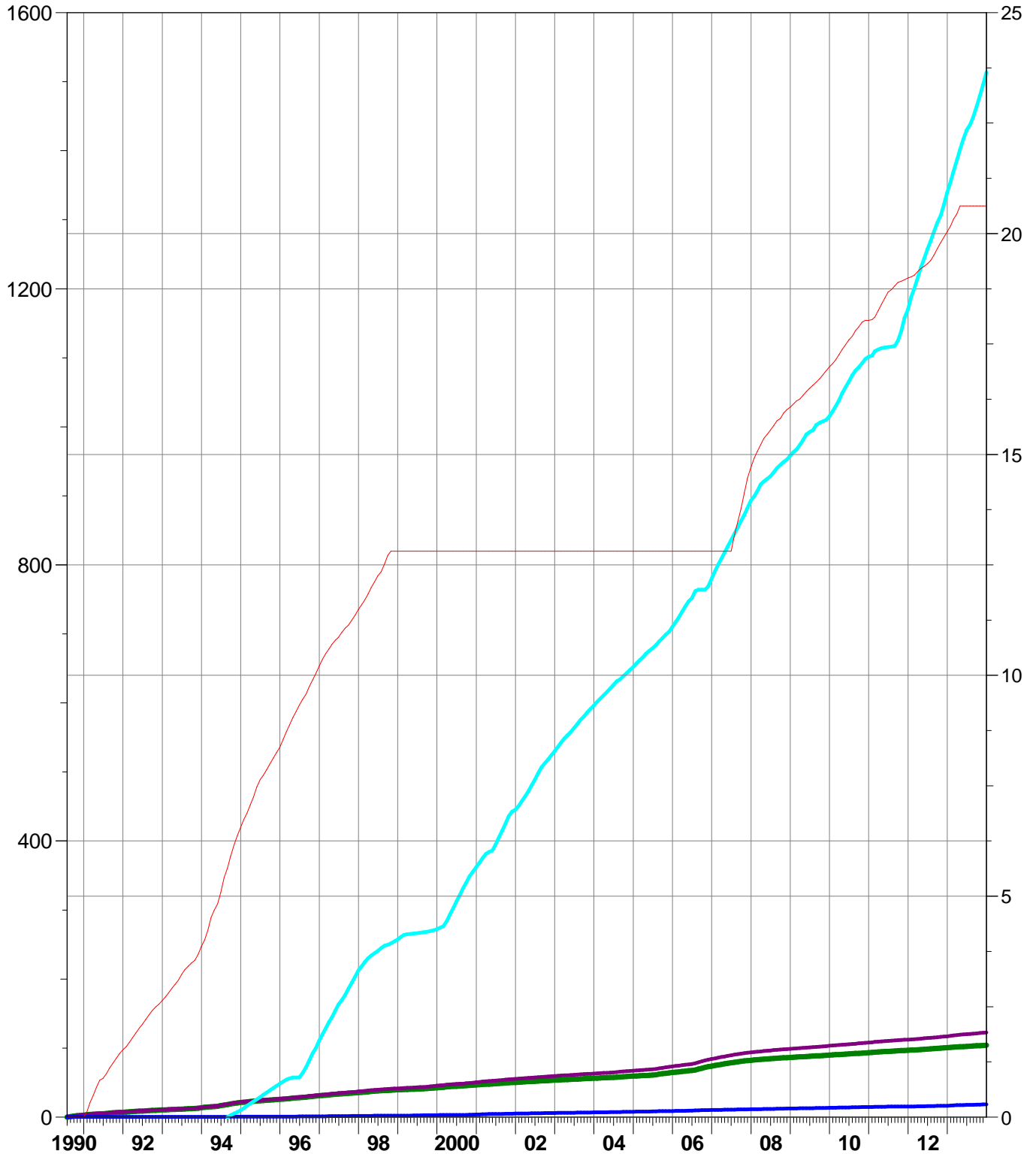
Cumulative Oil Prod : 100.55 Mbbl

Cumulative Liquid Prod : 117.06 Mbbl

Cumulative Water Prod : 16.51 Mbbl

Cumulative Water Inj : 1339.79 Mbbl

Cumulative Gas Prod : 20.04 MMcf



Pattern: 08-18 Set: PIERSON UNIT

Axis 1 08-18

- Cumulative Oil Prod (Mbbl)
- Cumulative Liquid Prod (Mbbl)
- Cumulative Water Prod (Mbbl)
- Cumulative Water Inj (Mbbl)
- Cumulative Gas Prod (MMcf)

Cumulative Oil Prod : 42.84 Mbbl

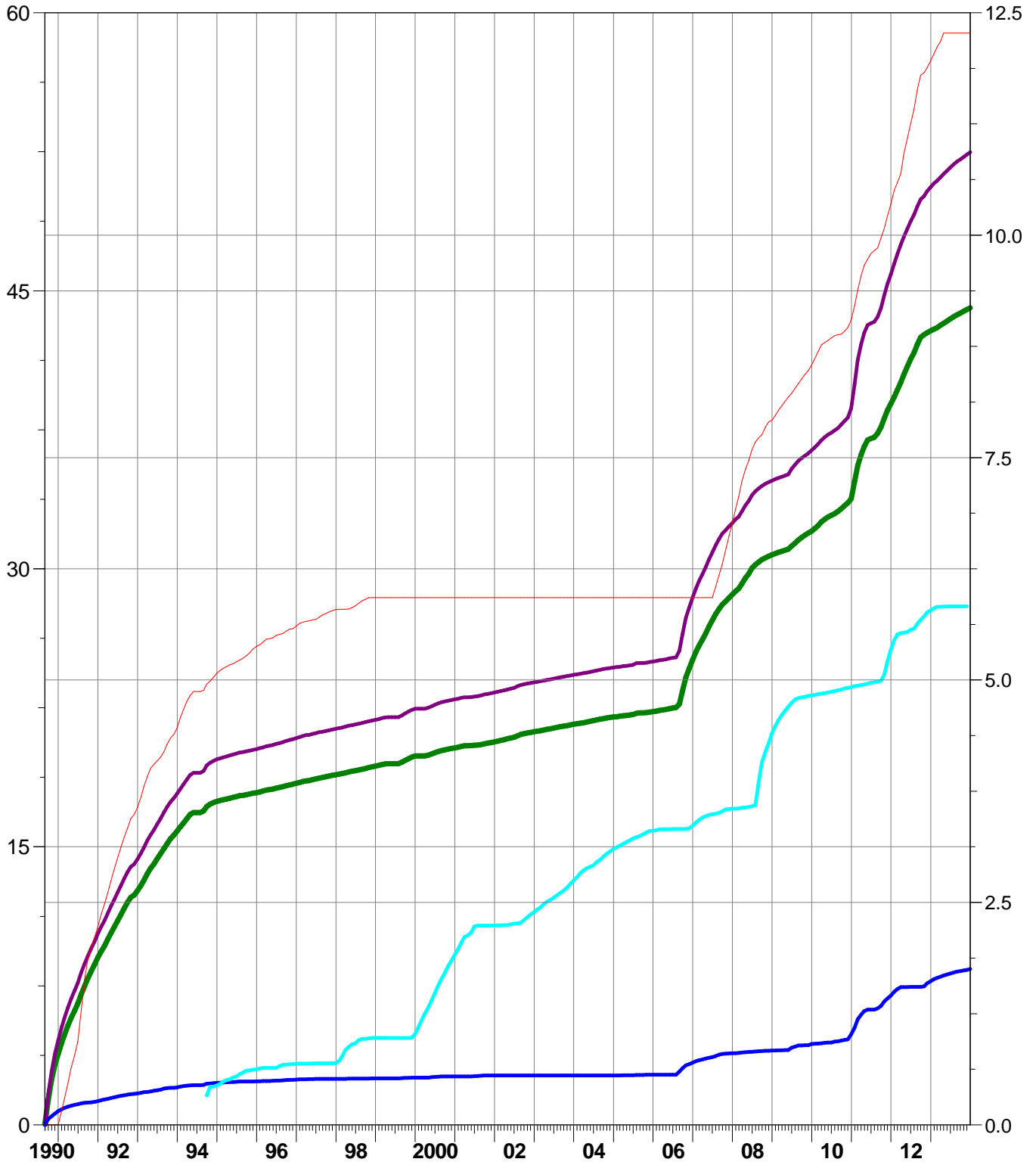
Cumulative Liquid Prod : 50.58 Mbbl

Cumulative Water Prod : 7.74 Mbbl

Cumulative Water Inj : 27.74 Mbbl

Cumulative Gas Prod : 11.96 MMcf

Axis 2



Pattern: 10-04 Set: PIERSON UNIT

Axis 1 10-04

- Cumulative Oil Prod (Mbbl)
- Cumulative Liquid Prod (Mbbl)
- Cumulative Water Prod (Mbbl)
- Cumulative Water Inj (Mbbl)
- Cumulative Gas Prod (MMcf)

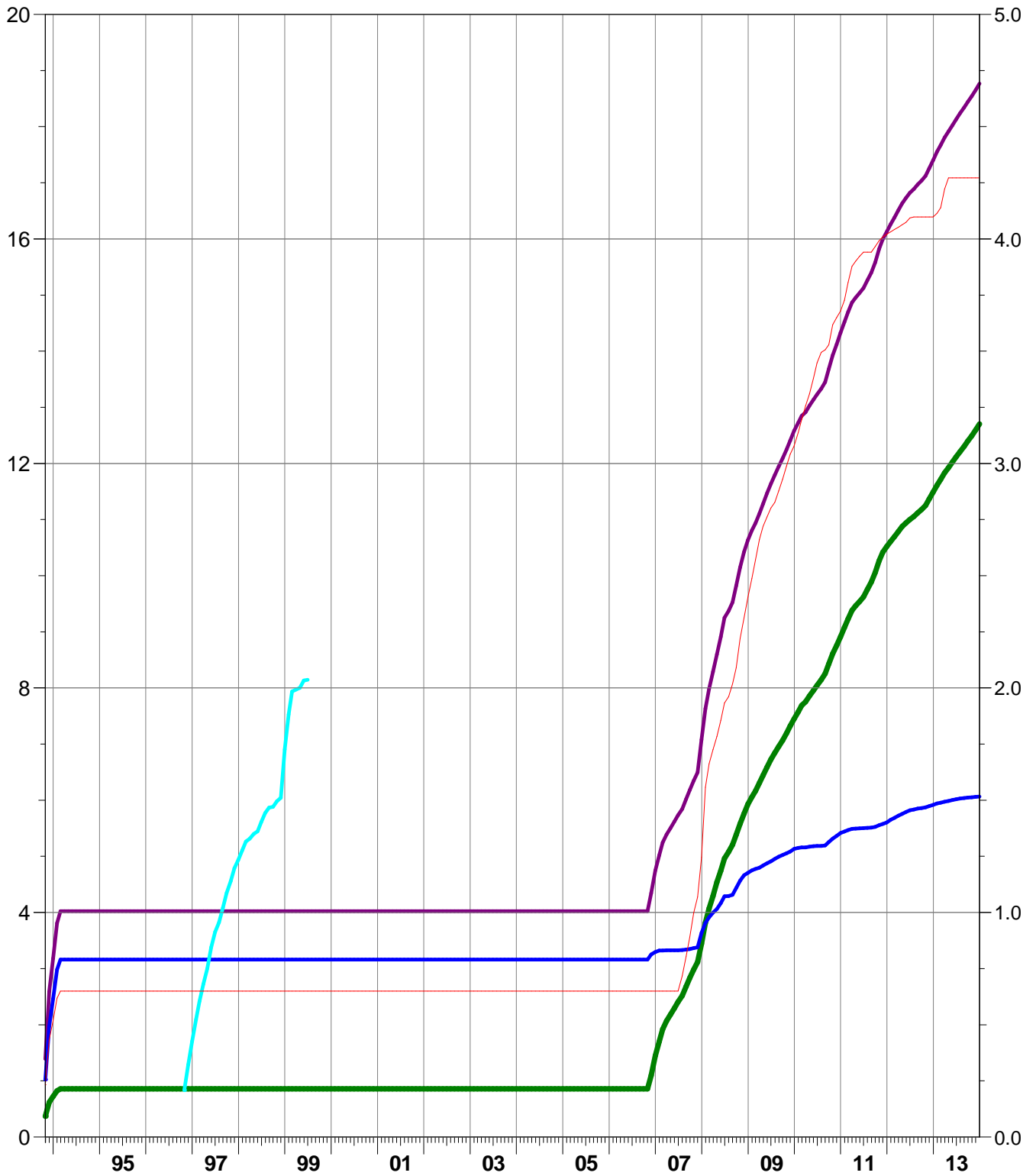
Cumulative Oil Prod : 11.49 Mbbl

Cumulative Liquid Prod : 17.40 Mbbl

Cumulative Water Prod : 5.91 Mbbl

Cumulative Water Inj : 8.15 Mbbl

Cumulative Gas Prod : 4.10 MMcf



Pattern: 10-08 Set: PIERSON UNIT

Axis 1 10-08

Cumulative Oil Prod (Mbbl)

Cumulative Liquid Prod (Mbbl)

Cumulative Water Prod (Mbbl)

Cumulative Water Inj (Mbbl)

Axis 2

Cumulative Gas Prod (MMcf)

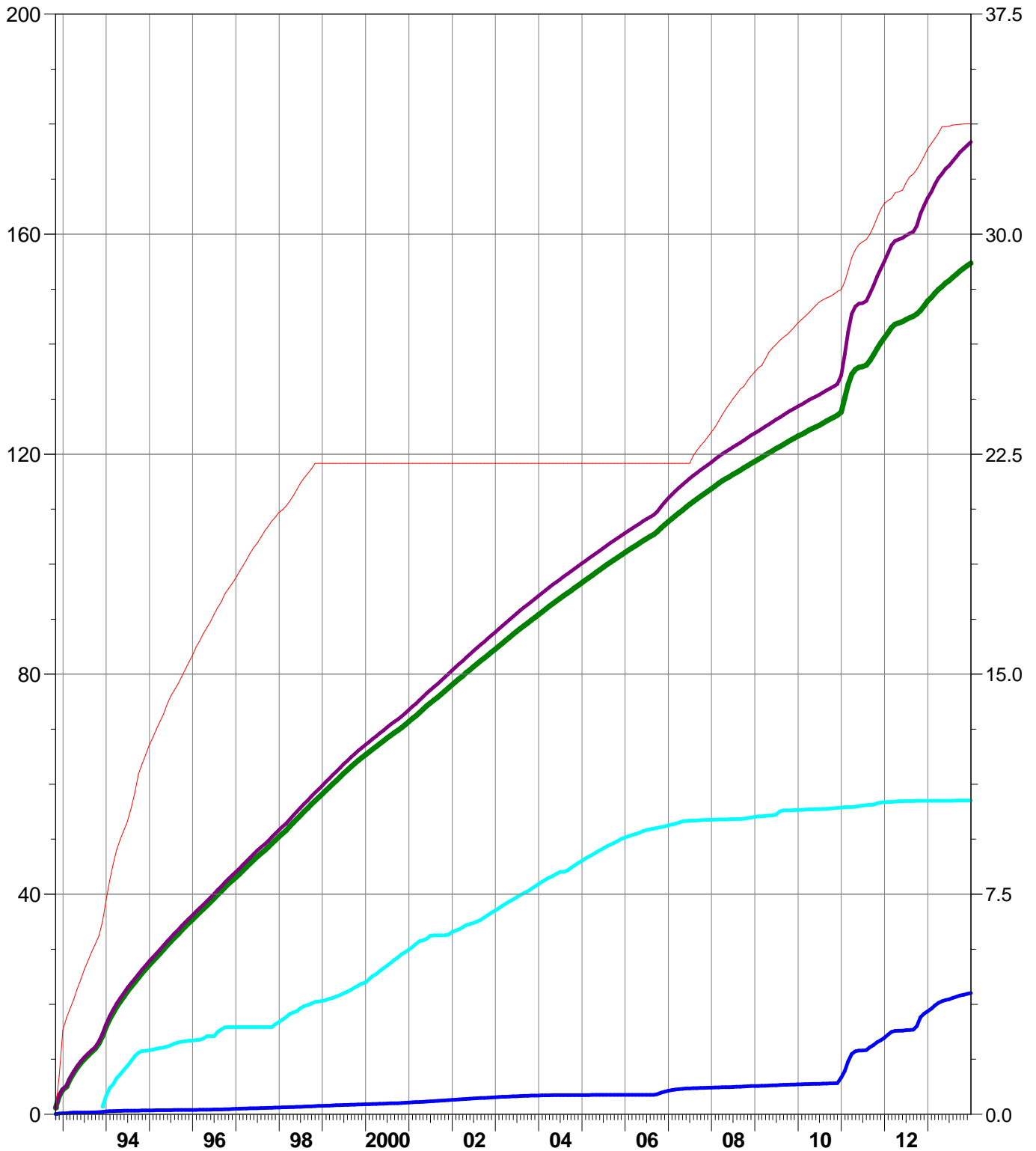
Cumulative Oil Prod : 147.85 Mbbl

Cumulative Liquid Prod : 166.58 Mbbl

Cumulative Water Prod : 18.73 Mbbl

Cumulative Water Inj : 56.98 Mbbl

Cumulative Gas Prod : 32.90 MMcf



Pattern: 10-09 Set: PIERSON UNIT

Axis 1 10-09

Cumulative Oil Prod (Mbbl)

Cumulative Liquid Prod (Mbbl)

Cumulative Water Prod (Mbbl)

Cumulative Water Inj (Mbbl)

Axis 2

Cumulative Gas Prod (MMcf)

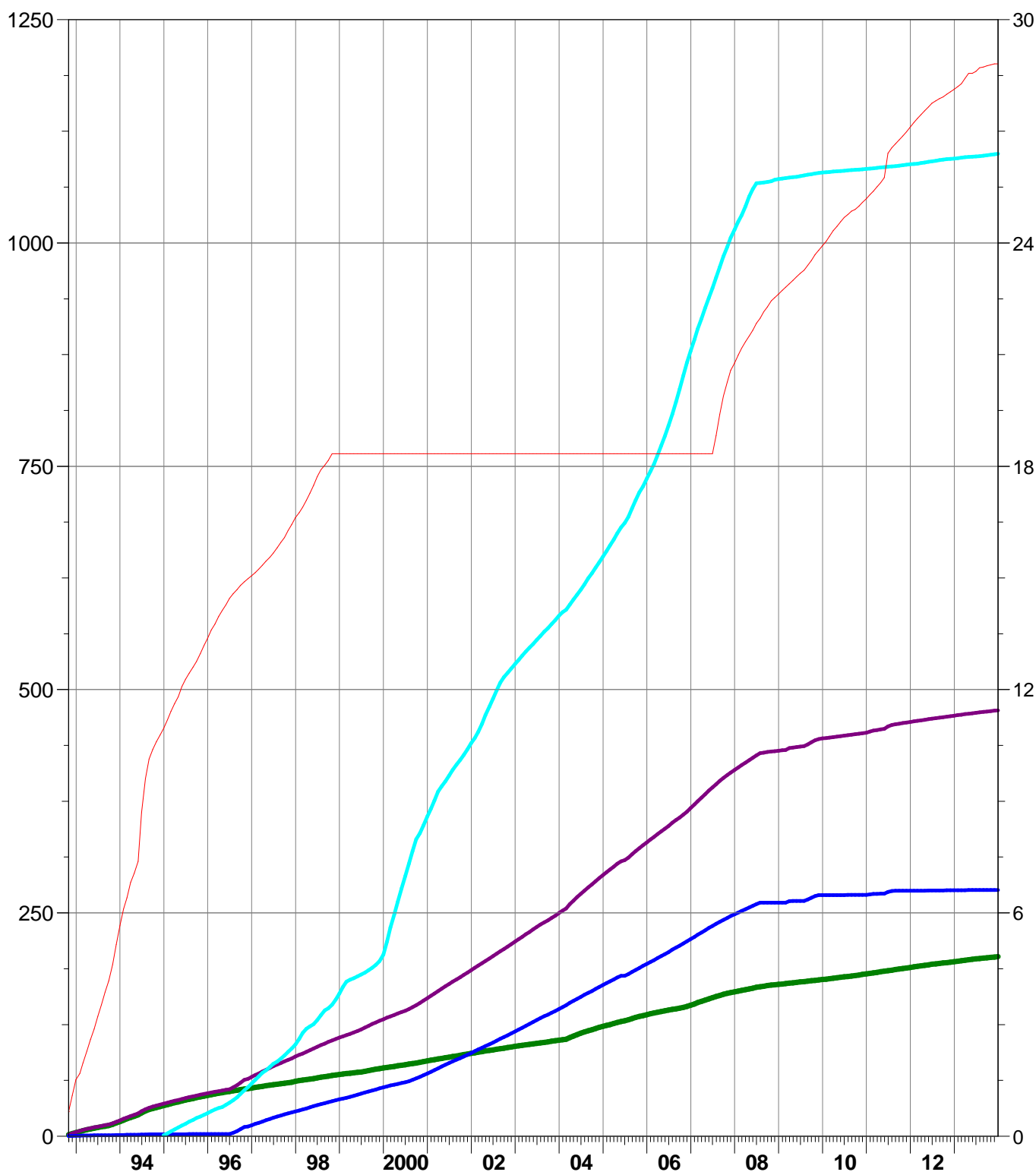
Cumulative Oil Prod : 195.45 Mbbl

Cumulative Liquid Prod : 470.77 Mbbl

Cumulative Water Prod : 275.32 Mbbl

Cumulative Water Inj : 1094.46 Mbbl

Cumulative Gas Prod : 28.12 MMcf



Pattern: 10-16 Set: PIERSON UNIT

Axis 1 10-16

- Cumulative Oil Prod (Mbbl)
- Cumulative Liquid Prod (Mbbl)
- Cumulative Water Prod (Mbbl)
- Cumulative Water Inj (Mbbl)
- Axis 2
- Cumulative Gas Prod (MMcf)

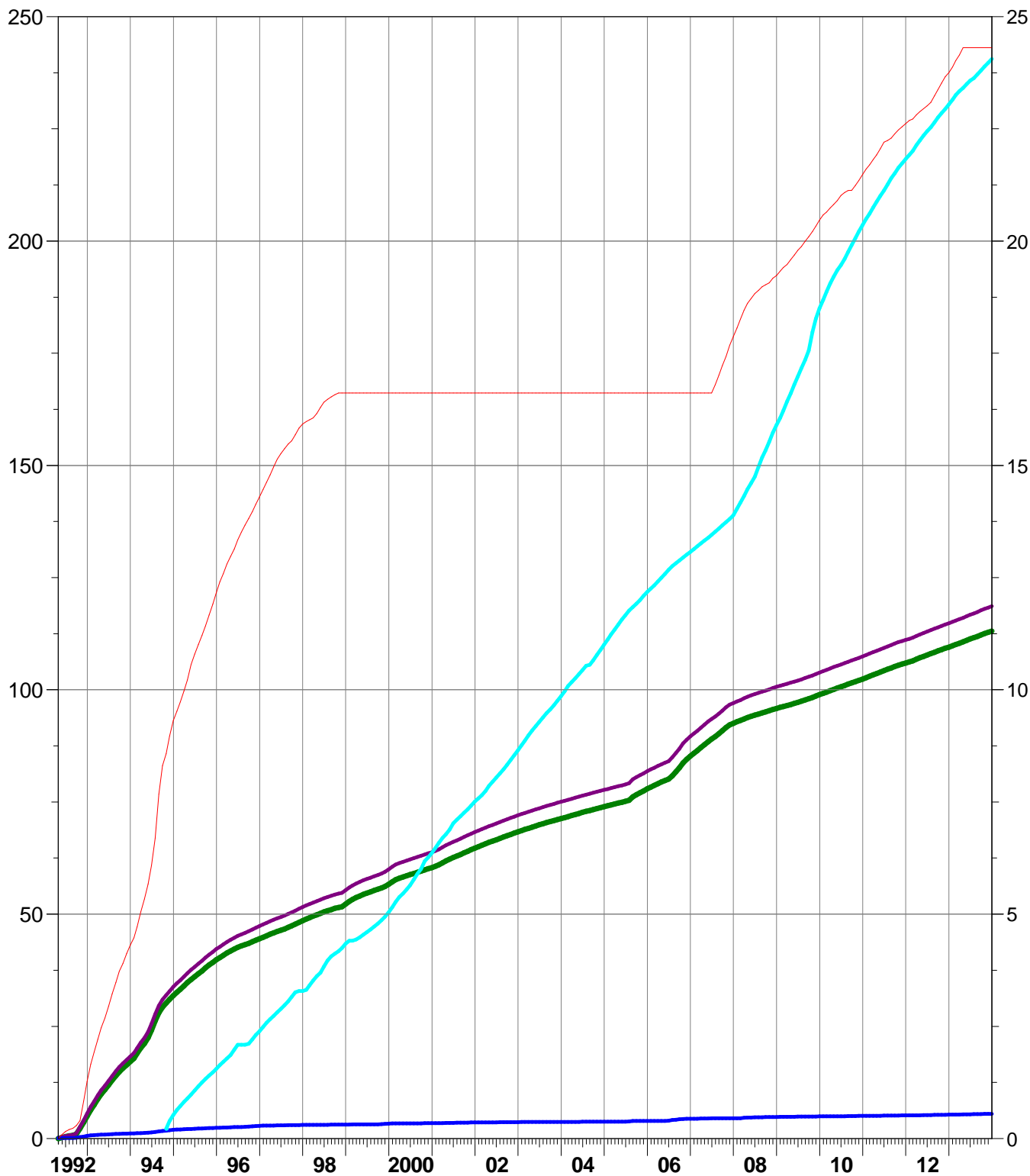
Cumulative Oil Prod : 109.52 Mbbl

Cumulative Liquid Prod : 114.82 Mbbl

Cumulative Water Prod : 5.30 Mbbl

Cumulative Water Inj : 230.46 Mbbl

Cumulative Gas Prod : 23.75 MMcf



Pattern: 10-17 Set: PIERSON UNIT

Axis 1 10-17

Cumulative Oil Prod (Mbbl)

Cumulative Liquid Prod (Mbbl)

Cumulative Water Prod (Mbbl)

Cumulative Water Inj (Mbbl)

Axis 2

Cumulative Gas Prod (MMcf)

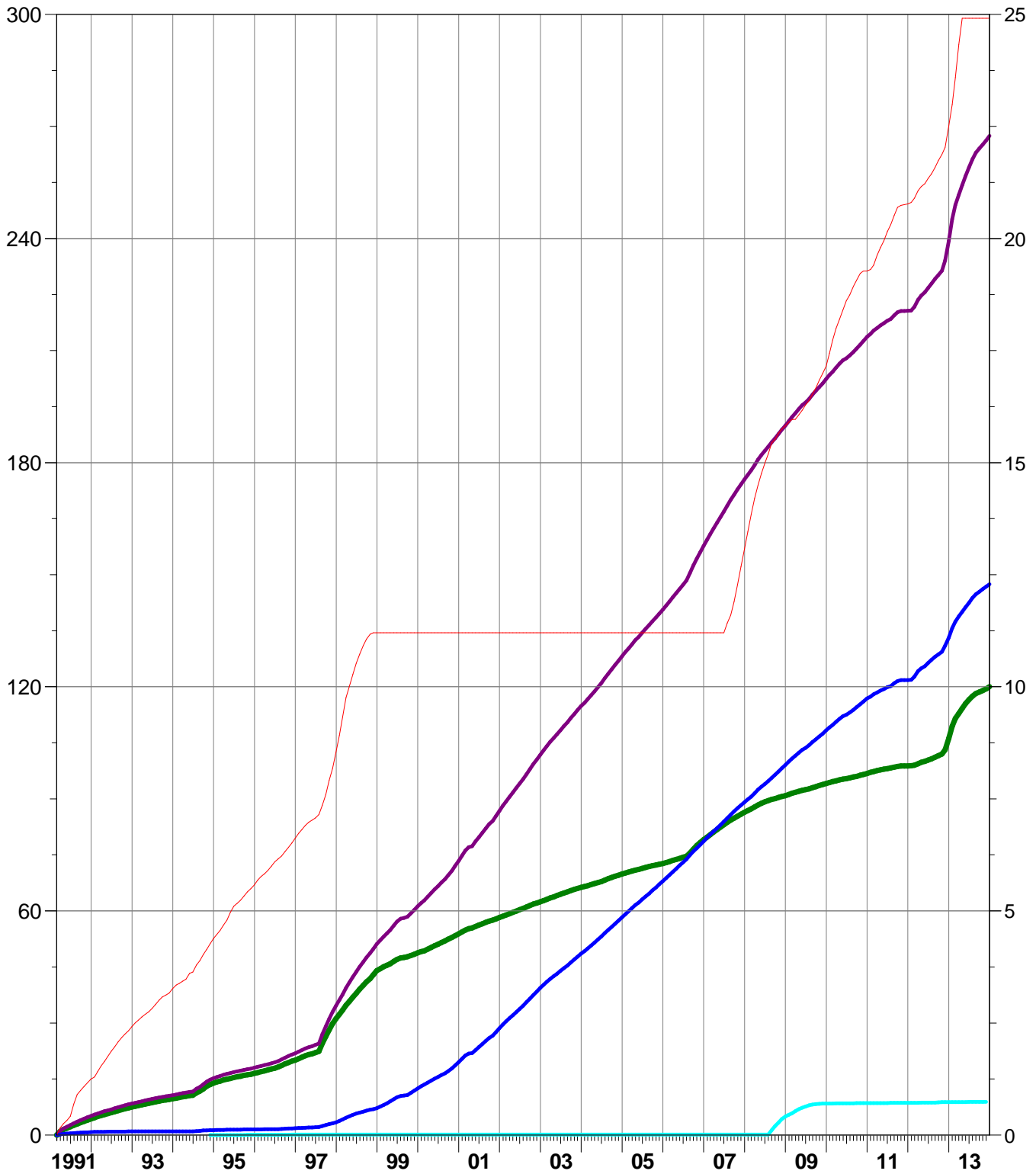
Cumulative Oil Prod : 106.21 Mbbl

Cumulative Liquid Prod : 239.35 Mbbl

Cumulative Water Prod : 133.15 Mbbl

Cumulative Water Inj : 8.82 Mbbl

Cumulative Gas Prod : 22.51 MMcf



Pattern: 12-04 Set: PIERSON UNIT

Axis 1 12-04

- Cumulative Oil Prod (Mbbl)
- Cumulative Liquid Prod (Mbbl)
- Cumulative Water Prod (Mbbl)
- Cumulative Water Inj (Mbbl)
- Axis 2
- Cumulative Gas Prod (MMcf)

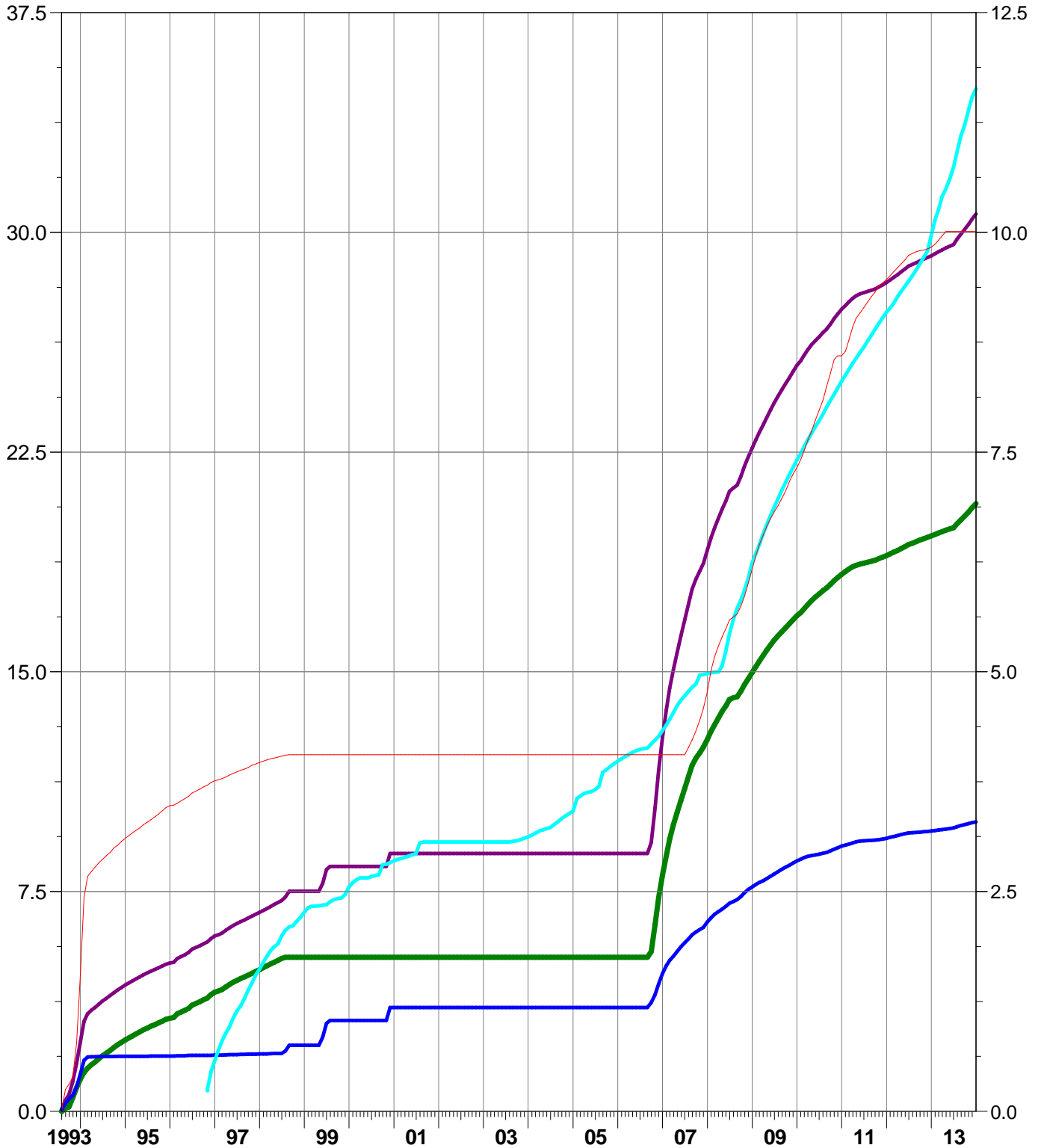
Cumulative Oil Prod : 19.64 Mbbl

Cumulative Liquid Prod : 29.20 Mbbl

Cumulative Water Prod : 9.56 Mbbl

Cumulative Water Inj : 29.90 Mbbl

Cumulative Gas Prod : 9.83 MMcf



Pattern: 12-08 Set: PIERSON UNIT

Axis 1 12-08

- Cumulative Oil Prod (Mbbl)
- Cumulative Liquid Prod (Mbbl)
- Cumulative Water Prod (Mbbl)
- Cumulative Water Inj (Mbbl)
- Cumulative Gas Prod (MMcf)

Cumulative Oil Prod : 60.93 Mbbl

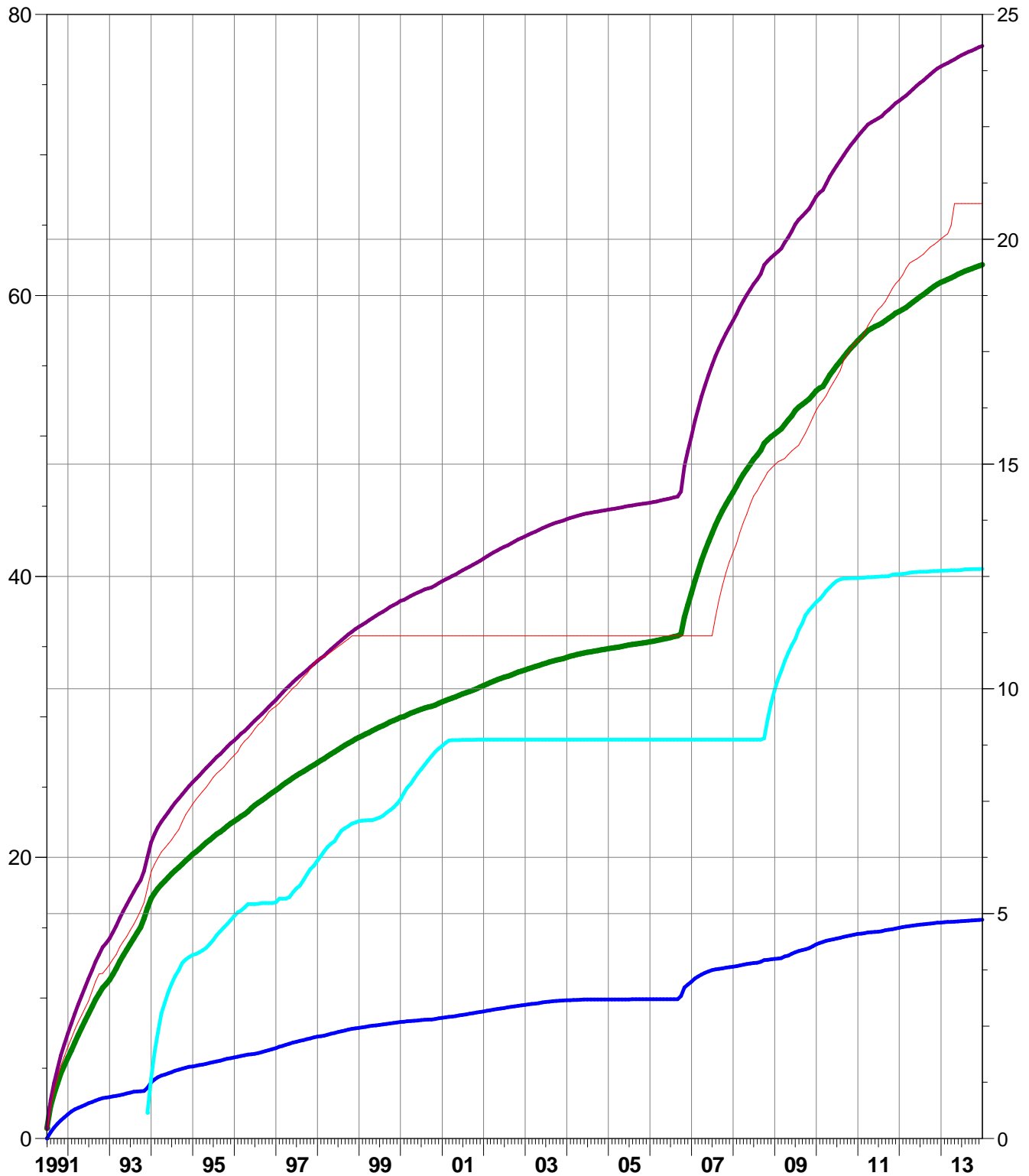
Cumulative Liquid Prod : 76.30 Mbbl

Cumulative Water Prod : 15.37 Mbbl

Cumulative Water Inj : 40.39 Mbbl

Cumulative Gas Prod : 20.01 MMcf

Axis 2



Pattern: 12-09 Set: PIERSON UNIT

Axis 1 12-09

- Cumulative Oil Prod (Mbbl)
- Cumulative Liquid Prod (Mbbl)
- Cumulative Water Prod (Mbbl)
- Cumulative Water Inj (Mbbl)
- Axis 2
- Cumulative Gas Prod (MMcf)

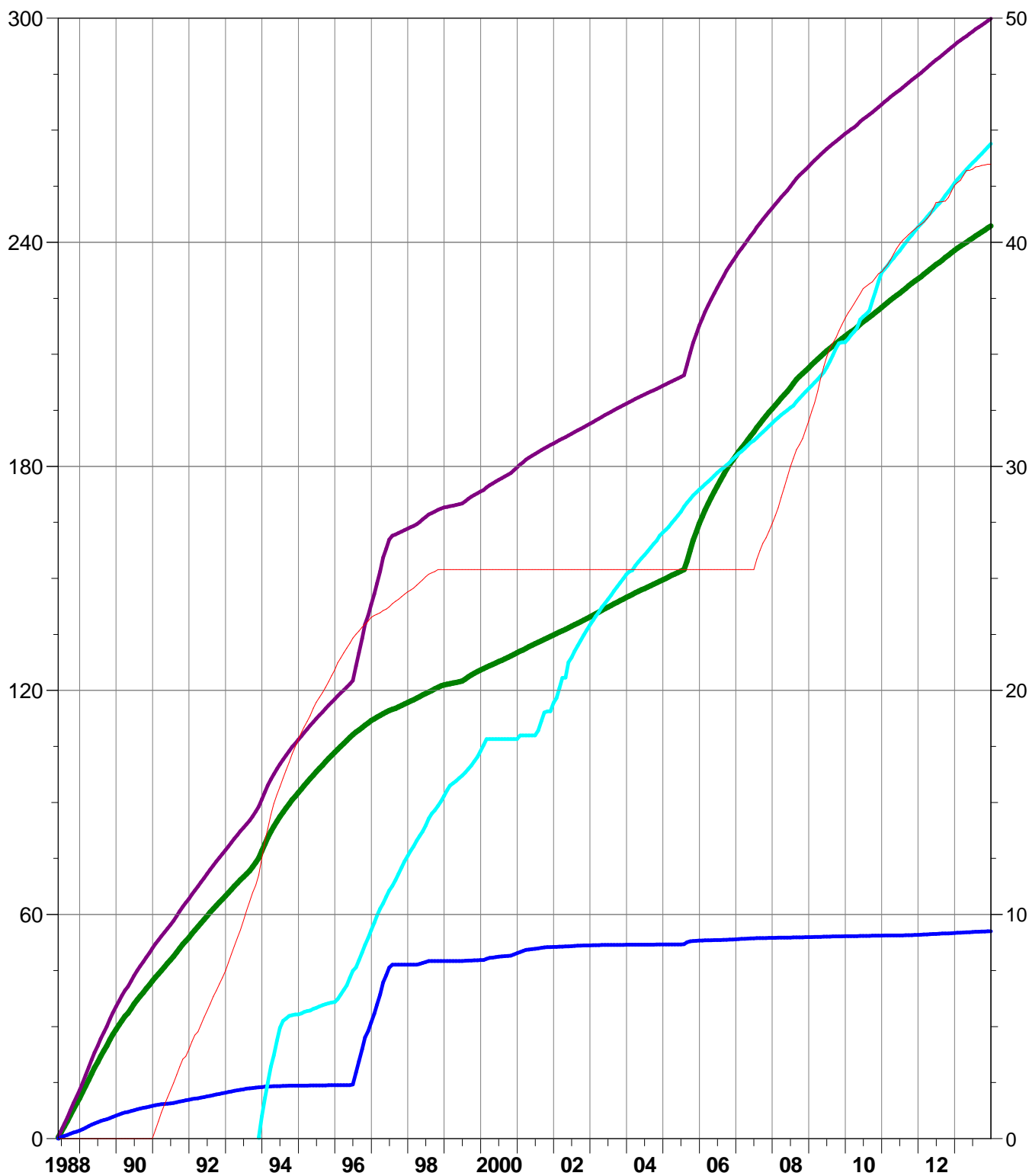
Cumulative Oil Prod : 237.82 Mbbl

Cumulative Liquid Prod : 292.85 Mbbl

Cumulative Water Prod : 55.03 Mbbl

Cumulative Water Inj : 255.85 Mbbl

Cumulative Gas Prod : 42.54 MMcf



Pattern: 12-16 Set: PIERSON UNIT

Axis 1 12-16

- Cumulative Oil Prod (Mbbl)
- Cumulative Liquid Prod (Mbbl)
- Cumulative Water Prod (Mbbl)
- Cumulative Water Inj (Mbbl)
- Axis 2
- Cumulative Gas Prod (MMcf)

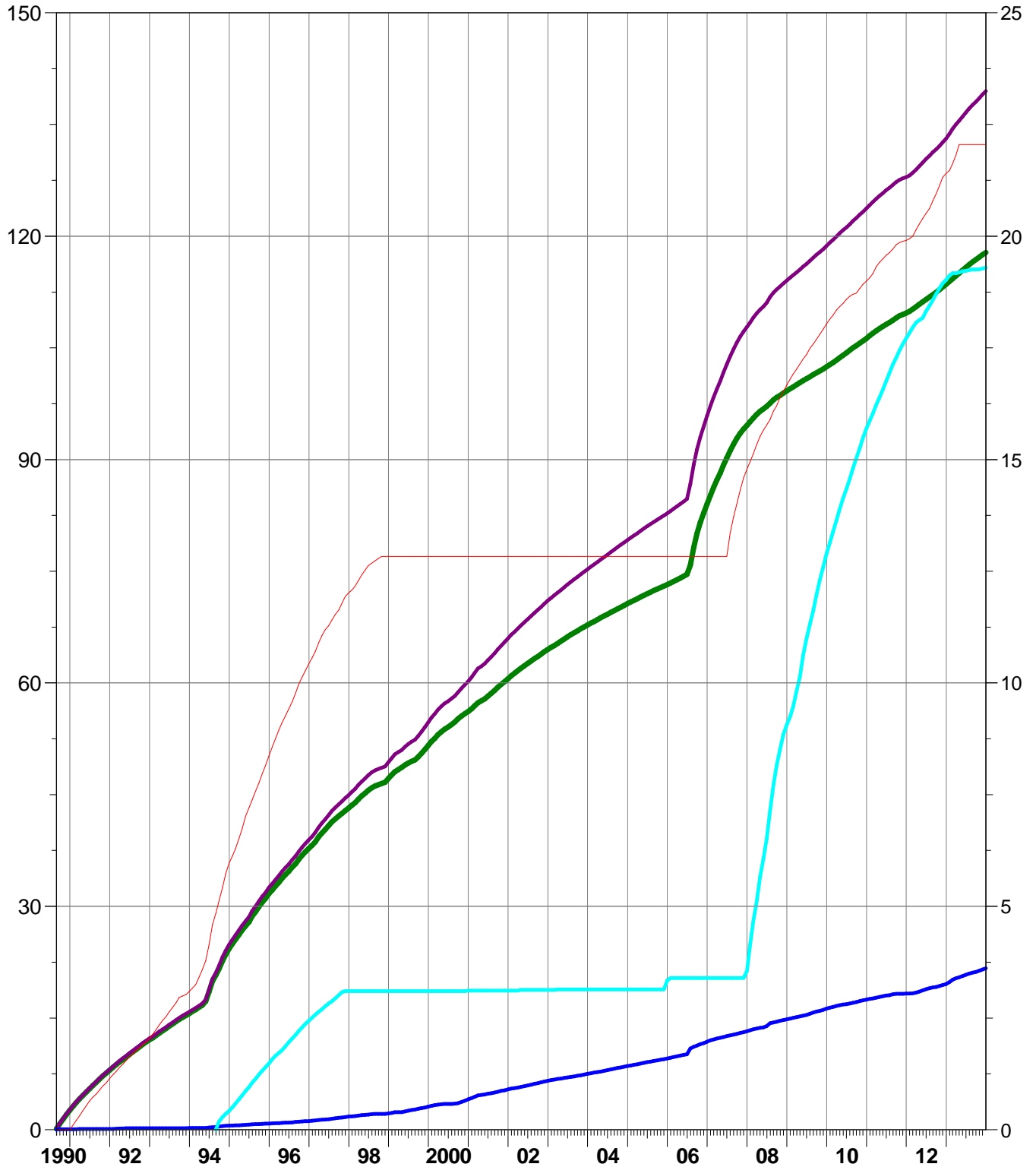
Cumulative Oil Prod : 113.54 Mbbl

Cumulative Liquid Prod : 133.08 Mbbl

Cumulative Water Prod : 19.55 Mbbl

Cumulative Water Inj : 114.11 Mbbl

Cumulative Gas Prod : 21.40 MMcf



Pattern: 12-17 Set: PIERSON UNIT

Axis 1 12-17

Cumulative Oil Prod (Mbbl)

Cumulative Liquid Prod (Mbbl)

Cumulative Water Prod (Mbbl)

Cumulative Water Inj (Mbbl)

Axis 2

Cumulative Gas Prod (MMcf)

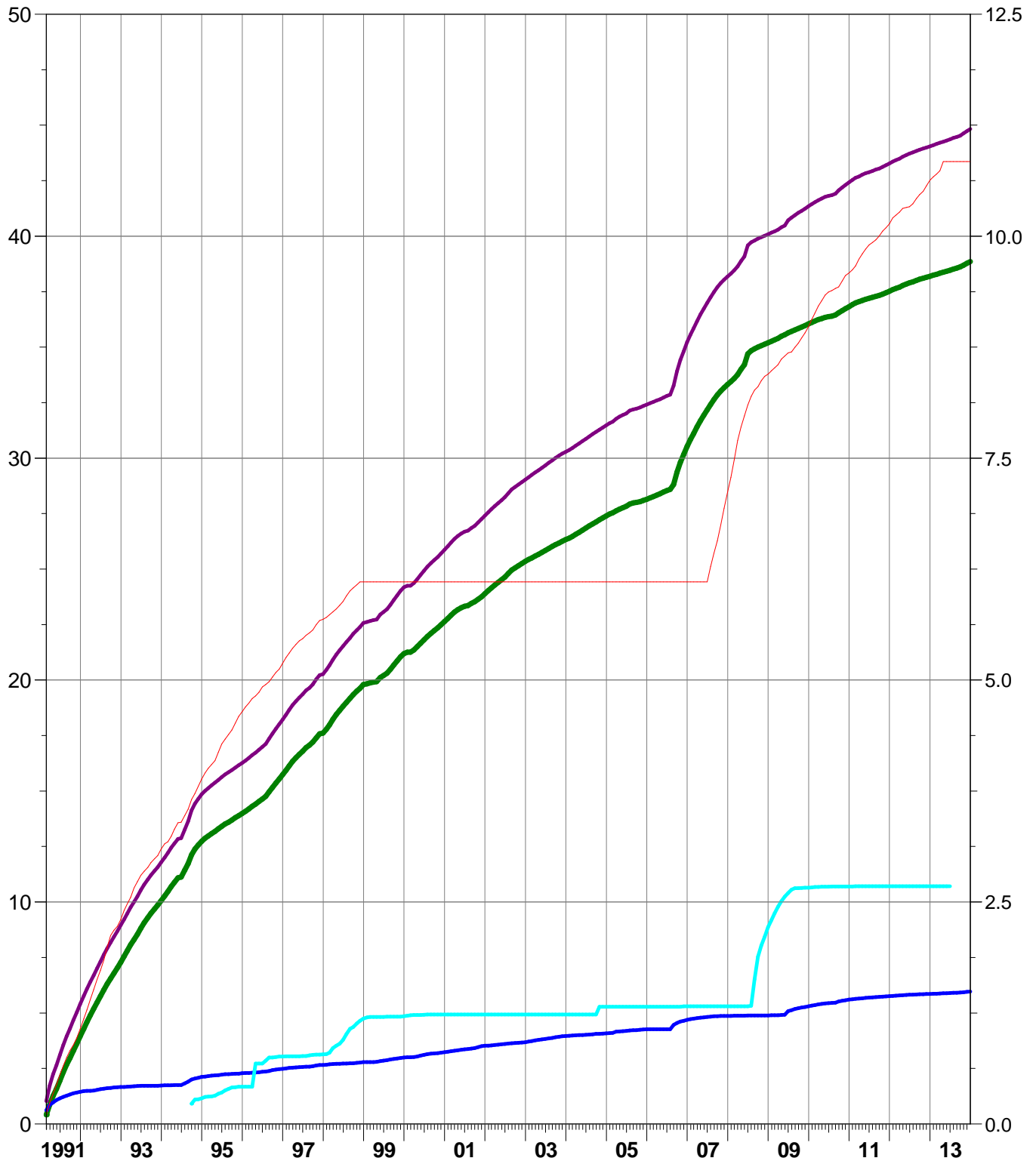
Cumulative Oil Prod : 38.19 Mbbl

Cumulative Liquid Prod : 44.05 Mbbl

Cumulative Water Prod : 5.86 Mbbl

Cumulative Water Inj : 10.71 Mbbl

Cumulative Gas Prod : 10.63 MMcf



Pattern: 14-04 Set: PIERSON UNIT

Axis 1 14-04

- Cumulative Oil Prod (Mbbl)
- Cumulative Liquid Prod (Mbbl)
- Cumulative Water Prod (Mbbl)
- Cumulative Water Inj (Mbbl)
- Axis 2
- Cumulative Gas Prod (MMcf)

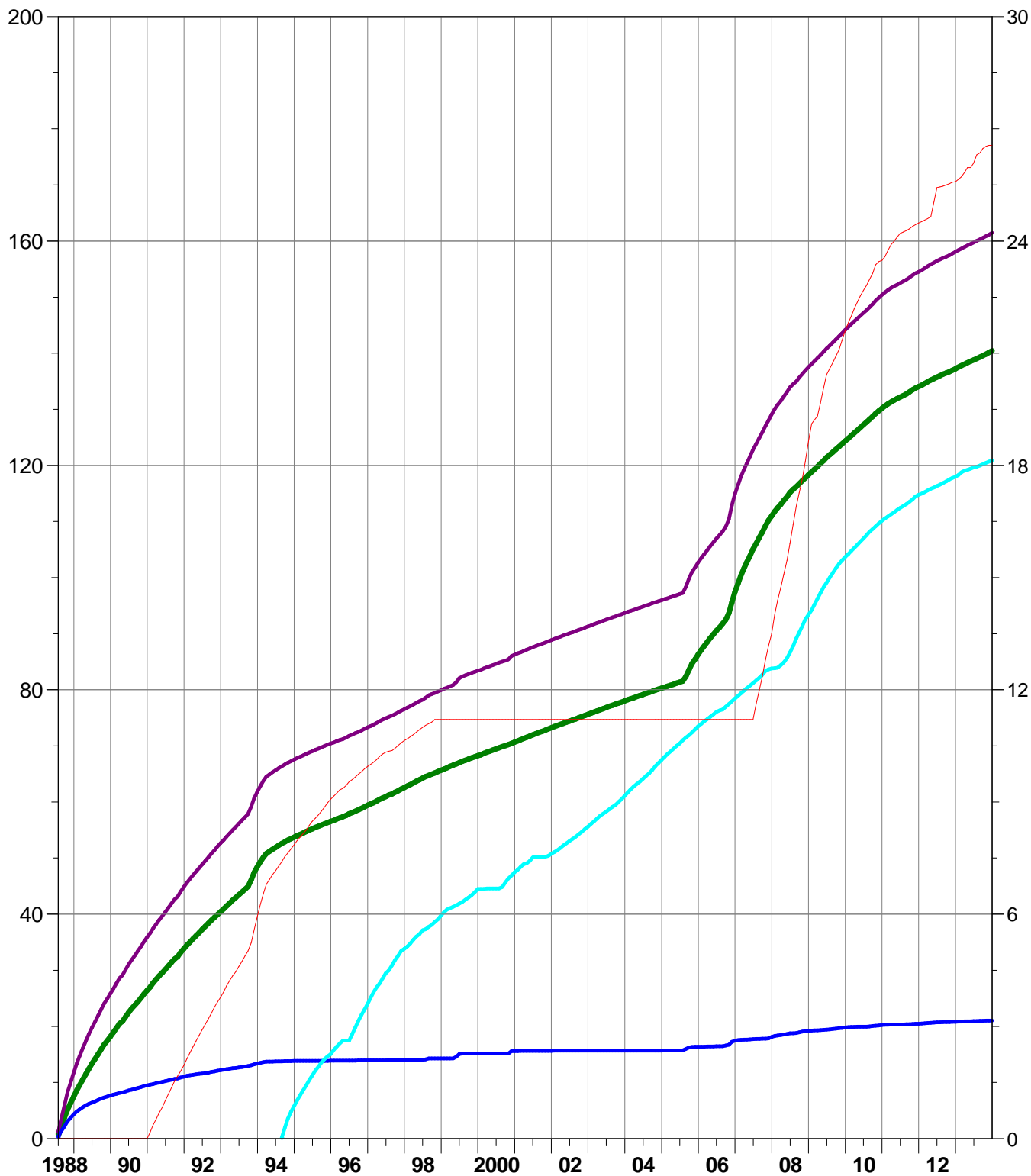
Cumulative Oil Prod : 137.24 Mbbl

Cumulative Liquid Prod : 158.06 Mbbl

Cumulative Water Prod : 20.82 Mbbl

Cumulative Water Inj : 117.98 Mbbl

Cumulative Gas Prod : 25.59 MMcf



Pattern: 14-08 Set: PIERSON UNIT

Axis 1 14-08

- Cumulative Oil Prod (Mbbl)
- Cumulative Liquid Prod (Mbbl)
- Cumulative Water Prod (Mbbl)
- Cumulative Water Inj (Mbbl)
- Axis 2
- Cumulative Gas Prod (MMcf)

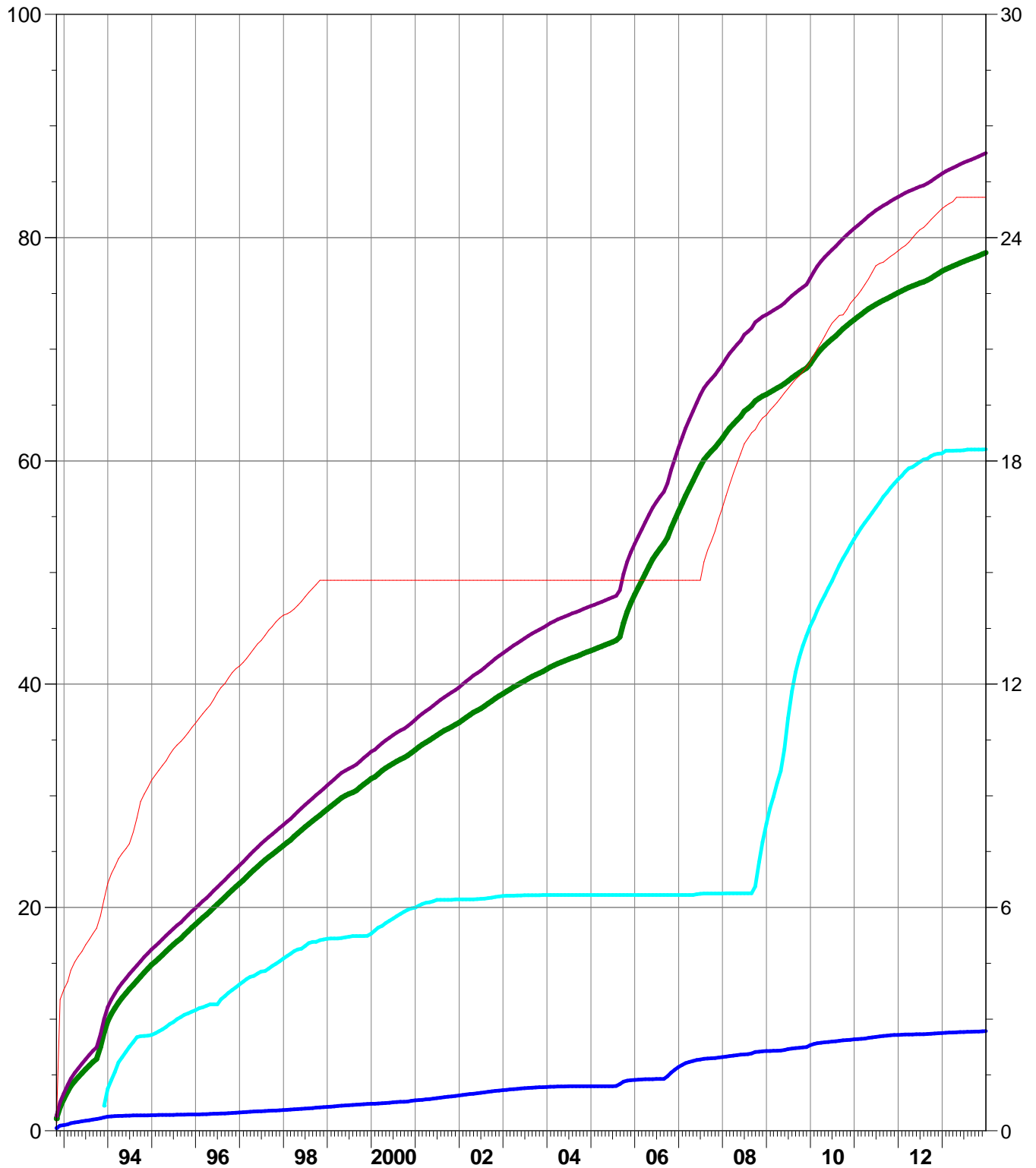
Cumulative Oil Prod : 76.98 Mbbl

Cumulative Liquid Prod : 85.73 Mbbl

Cumulative Water Prod : 8.75 Mbbl

Cumulative Water Inj : 60.67 Mbbl

Cumulative Gas Prod : 24.78 MMcf



Pattern: 14-09 Set: PIERSON UNIT

Axis 1 14-09

- Cumulative Oil Prod (Mbbl)
- Cumulative Liquid Prod (Mbbl)
- Cumulative Water Prod (Mbbl)
- Cumulative Water Inj (Mbbl)
- Cumulative Gas Prod (MMcf)

Cumulative Oil Prod : 285.06 Mbbl

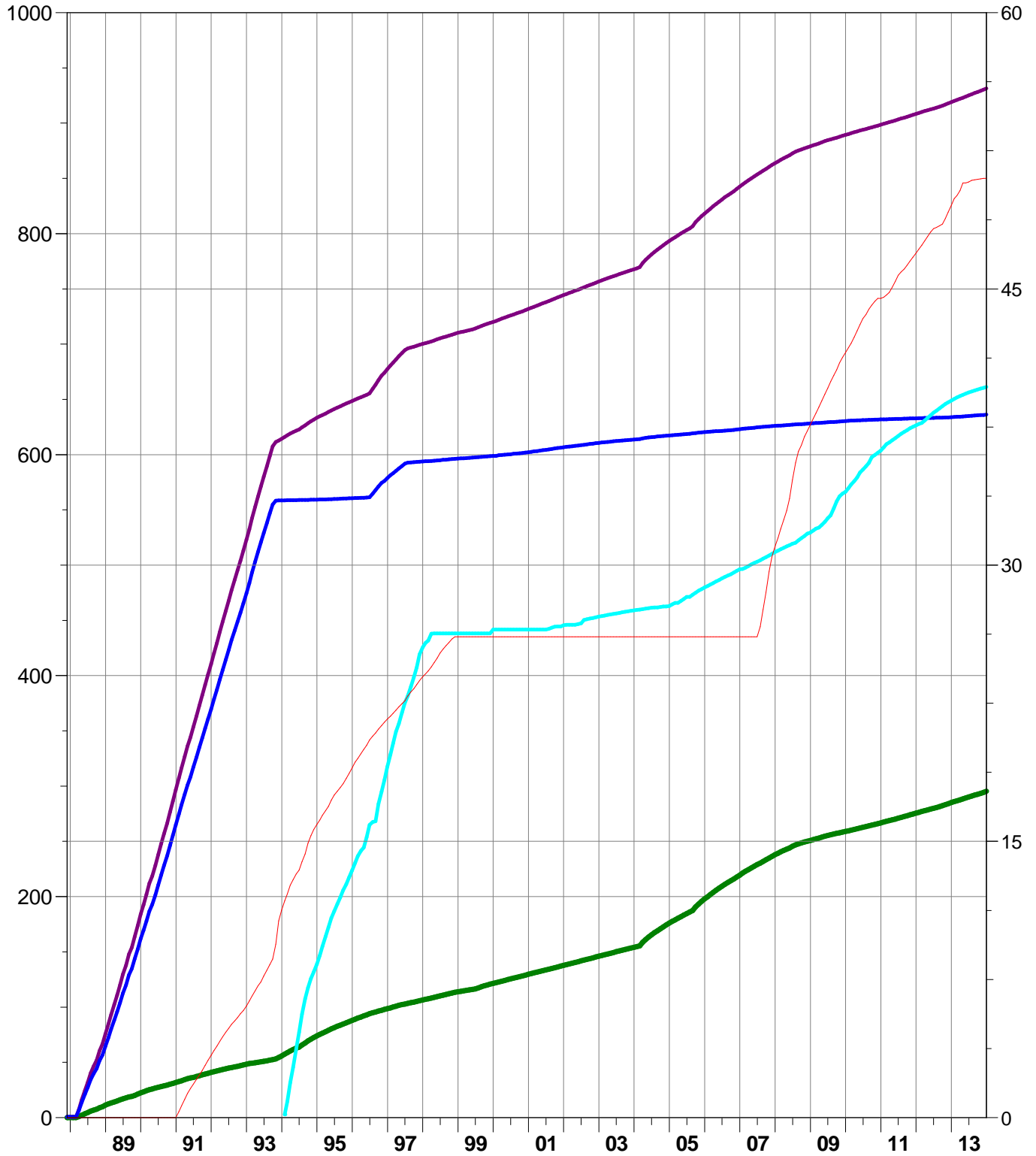
Cumulative Liquid Prod : 918.95 Mbbl

Cumulative Water Prod : 633.89 Mbbl

Cumulative Water Inj : 648.95 Mbbl

Cumulative Gas Prod : 49.54 MMcf

Axis 2



Pattern: 14-16 Set: PIERSON UNIT

Axis 1 14-16

- Cumulative Oil Prod (Mbbl)
 - Cumulative Liquid Prod (Mbbl)
 - Cumulative Water Prod (Mbbl)
 - Cumulative Water Inj (Mbbl)
- Axis 2
- Cumulative Gas Prod (MMcf)

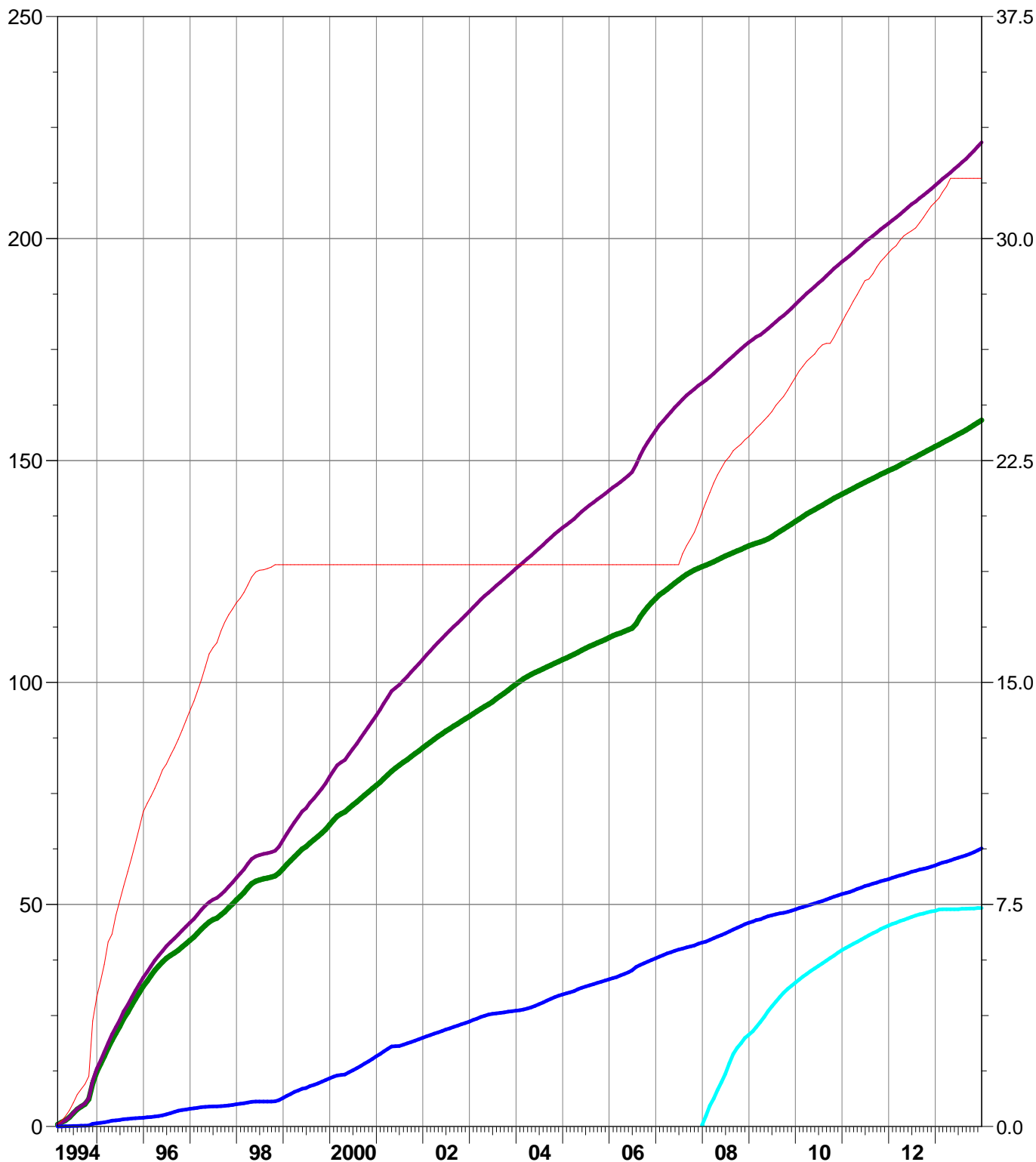
Cumulative Oil Prod : 153.12 Mbbl

Cumulative Liquid Prod : 211.89 Mbbl

Cumulative Water Prod : 58.77 Mbbl

Cumulative Water Inj : 48.54 Mbbl

Cumulative Gas Prod : 31.23 MMcf



Pattern: 16-04 Set: PIERSON UNIT

Axis 1 16-04

- Cumulative Oil Prod (Mbbl)
- Cumulative Liquid Prod (Mbbl)
- Cumulative Water Prod (Mbbl)
- Cumulative Water Inj (Mbbl)
- Axis 2
- Cumulative Gas Prod (MMcf)

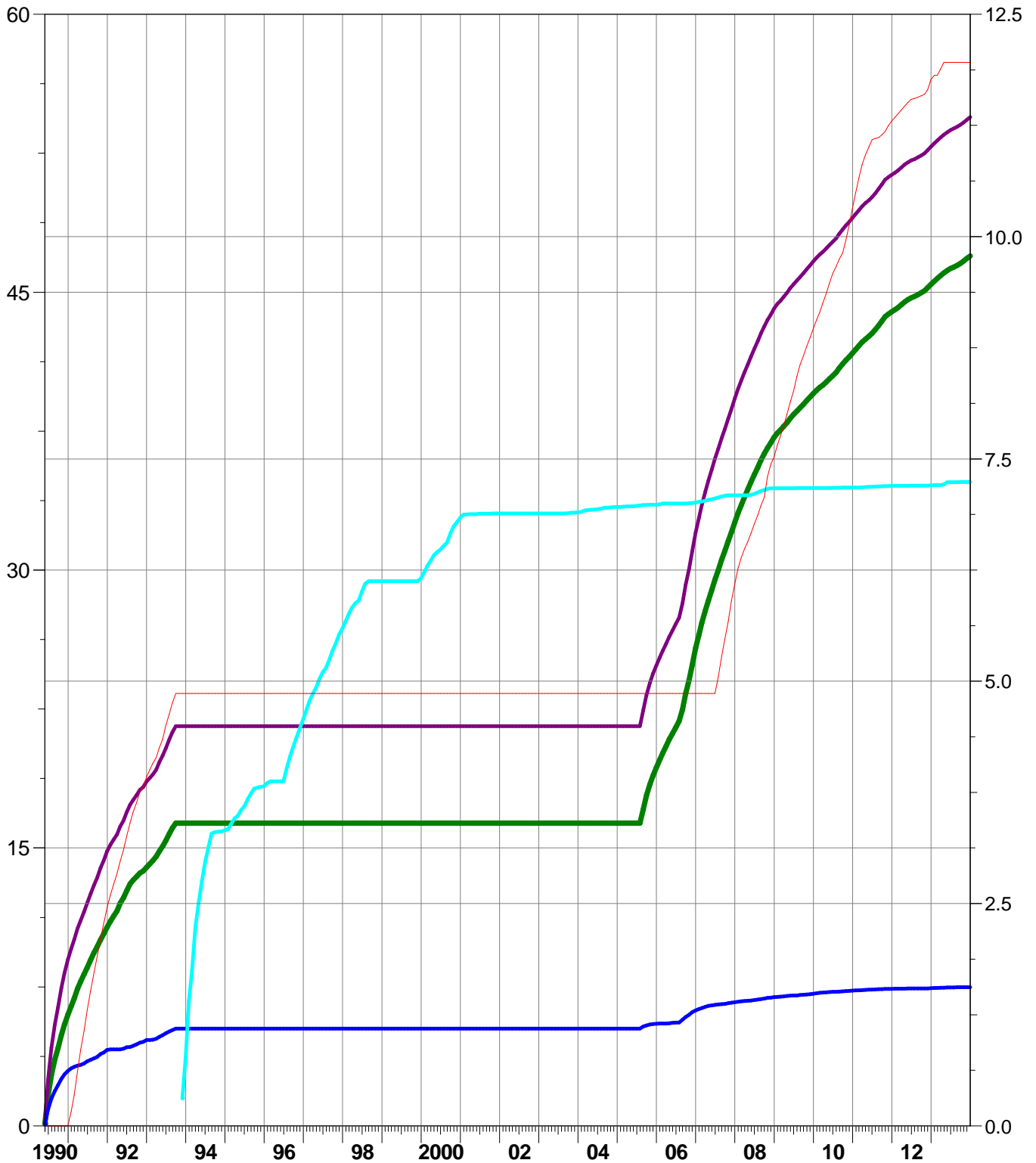
Cumulative Oil Prod : 45.42 Mbbl

Cumulative Liquid Prod : 52.85 Mbbl

Cumulative Water Prod : 7.43 Mbbl

Cumulative Water Inj : 34.57 Mbbl

Cumulative Gas Prod : 11.77 MMcf



Pattern: 16-05 Set: PIERSON UNIT

Axis 1 16-05

- Cumulative Oil Prod (Mbbl)
- Cumulative Liquid Prod (Mbbl)
- Cumulative Water Prod (Mbbl)
- Cumulative Water Inj (Mbbl)
- Axis 2
- Cumulative Gas Prod (MMcf)

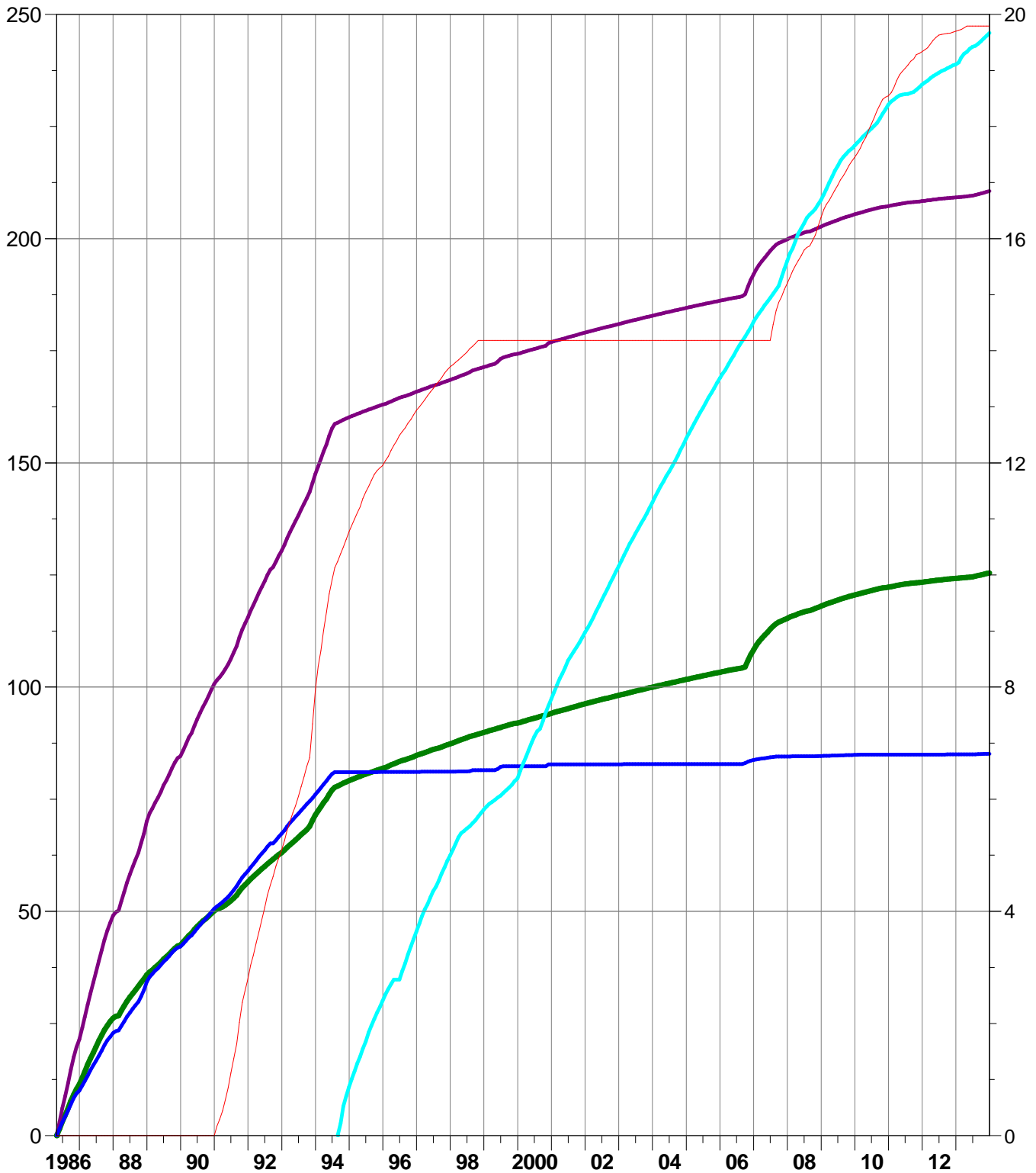
Cumulative Oil Prod : 124.23 Mbbl

Cumulative Liquid Prod : 209.20 Mbbl

Cumulative Water Prod : 84.98 Mbbl

Cumulative Water Inj : 238.86 Mbbl

Cumulative Gas Prod : 19.70 MMcf



Pattern: 16-08 Set: PIERSON UNIT

Axis 1 16-08

- Cumulative Oil Prod (Mbbl)
- Cumulative Liquid Prod (Mbbl)
- Cumulative Water Prod (Mbbl)
- Cumulative Water Inj (Mbbl)
- Cumulative Gas Prod (MMcf)

Cumulative Oil Prod : 204.14 Mbbl

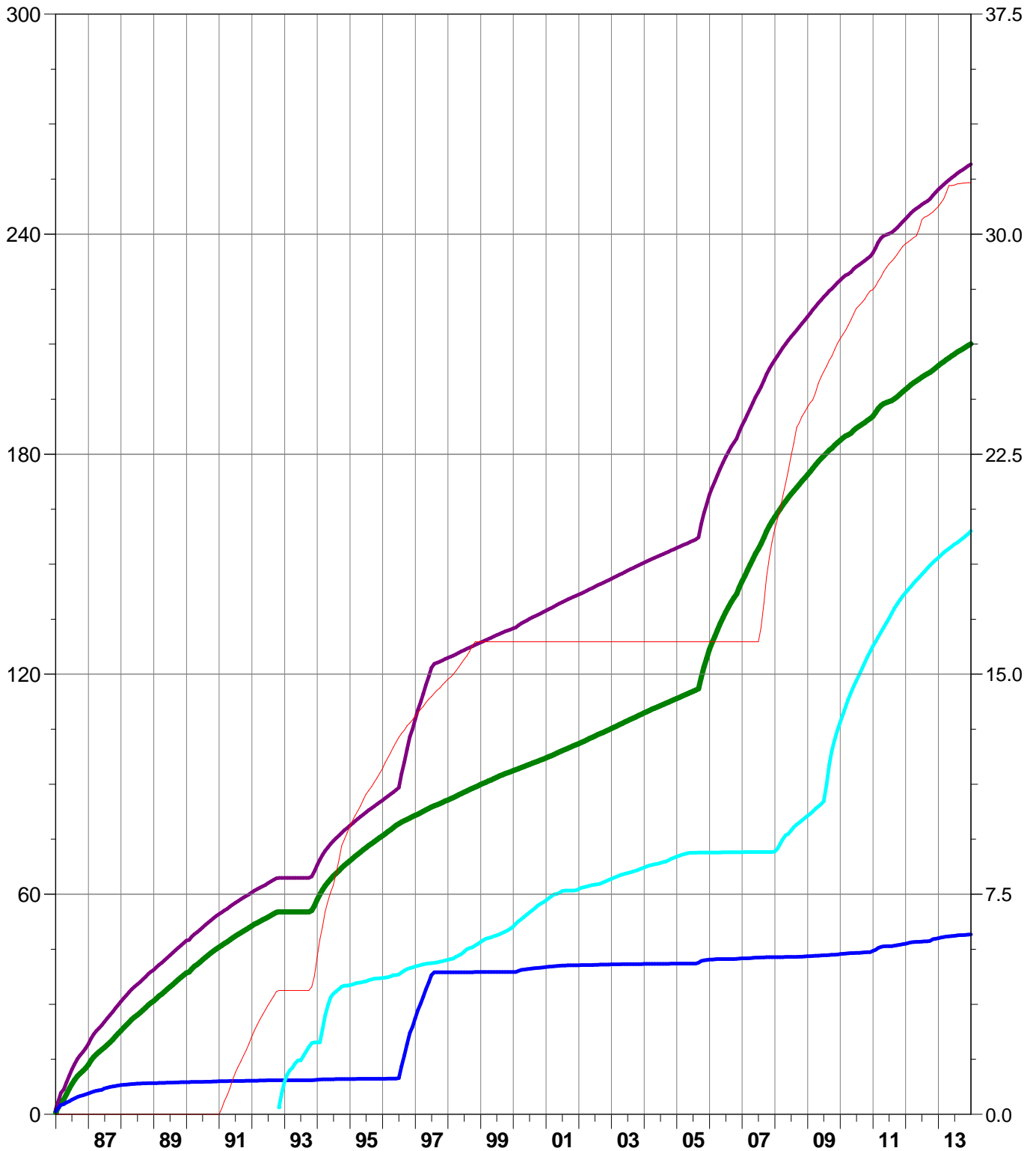
Cumulative Liquid Prod : 252.17 Mbbl

Cumulative Water Prod : 48.03 Mbbl

Cumulative Water Inj : 151.74 Mbbl

Cumulative Gas Prod : 30.94 MMcf

Axis 2



Pattern: 16-09 Set: PIERSON UNIT

Axis 1 16-09

- Cumulative Oil Prod (Mbbl)
- Cumulative Liquid Prod (Mbbl)
- Cumulative Water Prod (Mbbl)
- Cumulative Water Inj (Mbbl)
- Cumulative Gas Prod (MMcf)

Cumulative Oil Prod : 257.40 Mbbl

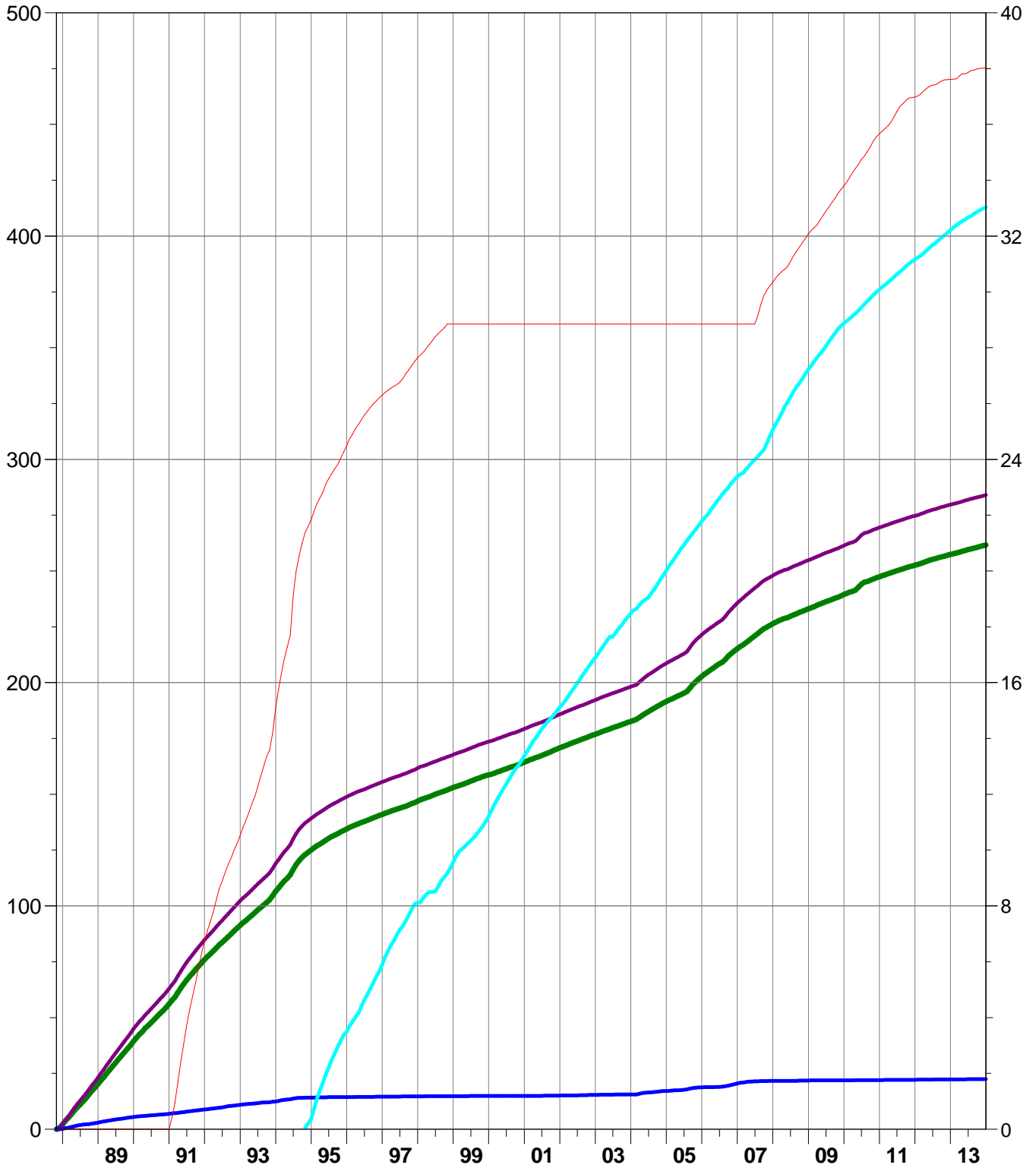
Cumulative Liquid Prod : 279.71 Mbbl

Cumulative Water Prod : 22.30 Mbbl

Cumulative Water Inj : 402.68 Mbbl

Cumulative Gas Prod : 37.62 MMcf

Axis 2



Pattern: 16-17 Set: PIERSON UNIT

Axis 1 16-17

Cumulative Oil Prod (Mbbl)

Cumulative Liquid Prod (Mbbl)

Cumulative Water Prod (Mbbl)

Cumulative Water Inj (Mbbl)

Axis 2

Cumulative Gas Prod (MMcf)

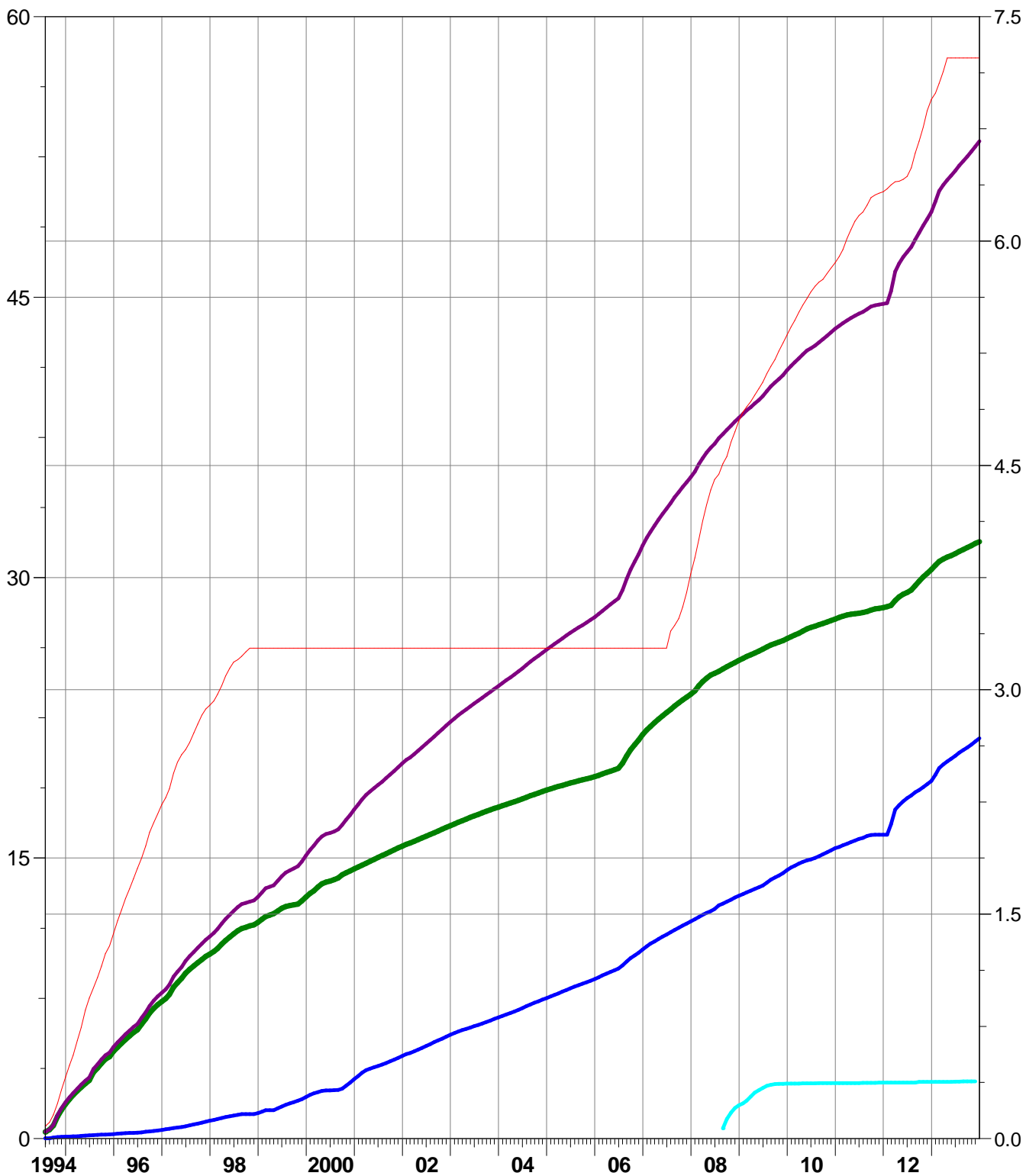
Cumulative Oil Prod : 30.44 Mbbl

Cumulative Liquid Prod : 49.56 Mbbl

Cumulative Water Prod : 19.12 Mbbl

Cumulative Water Inj : 3.03 Mbbl

Cumulative Gas Prod : 6.95 MMcf



Pattern: 16-18 Set: PIERSON UNIT

Axis 1 16-18

- Cumulative Oil Prod (Mbbl)
- Cumulative Liquid Prod (Mbbl)
- Cumulative Water Prod (Mbbl)
- Cumulative Water Inj (Mbbl)
- Axis 2
- Cumulative Gas Prod (MMcf)

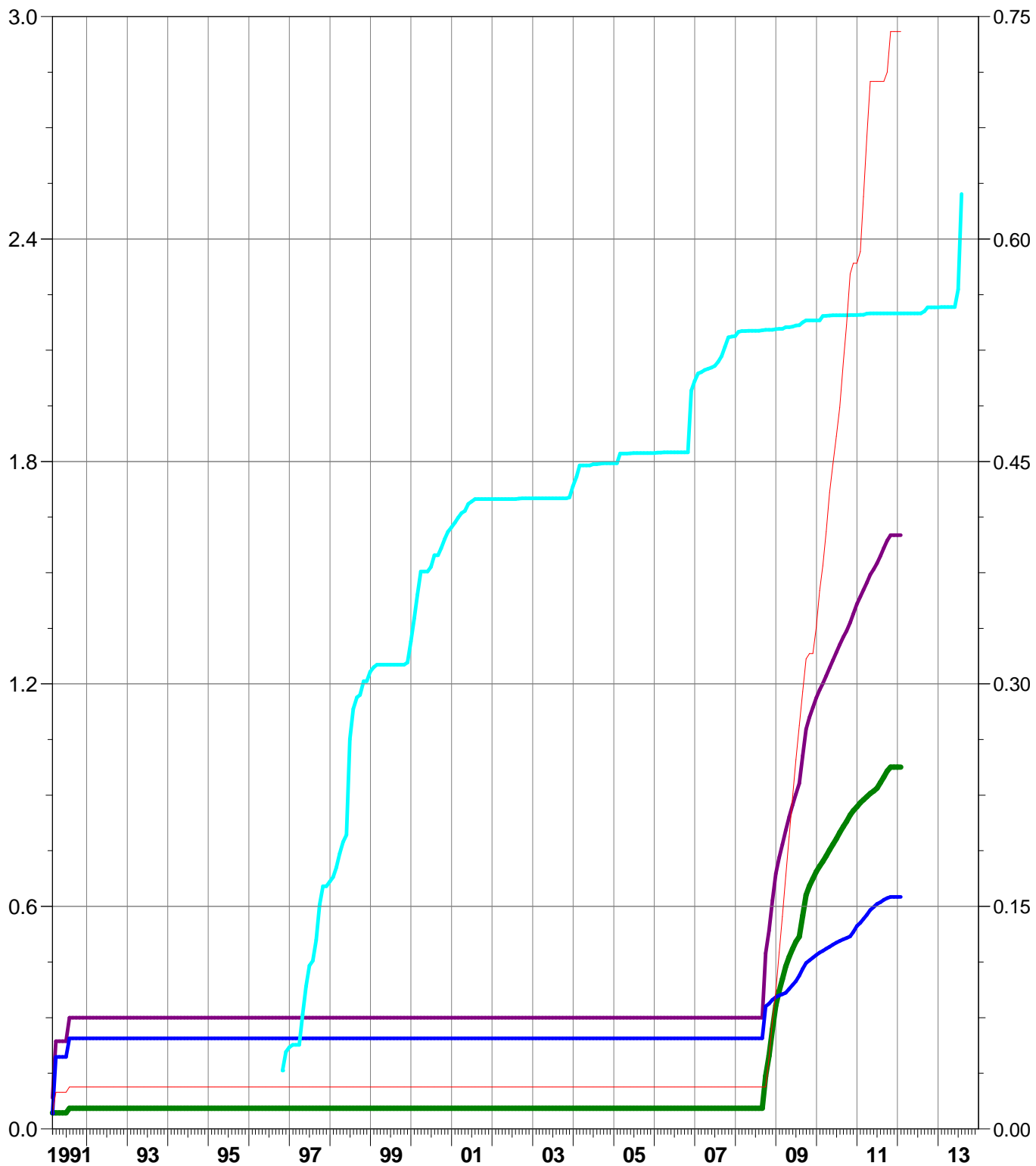
Cumulative Oil Prod : 0.98 Mbbl

Cumulative Liquid Prod : 1.60 Mbbl

Cumulative Water Prod : 0.63 Mbbl

Cumulative Water Inj : 2.22 Mbbl

Cumulative Gas Prod : 0.74 MMcf



Pattern: 14-17 Set: PIERSON UNIT

Axis 1 14-17

- Cumulative Oil Prod (Mbbl)
- Cumulative Liquid Prod (Mbbl)
- Cumulative Water Prod (Mbbl)
- Cumulative Water Inj (Mbbl)
- Cumulative Gas Prod (MMcf)

Axis 2

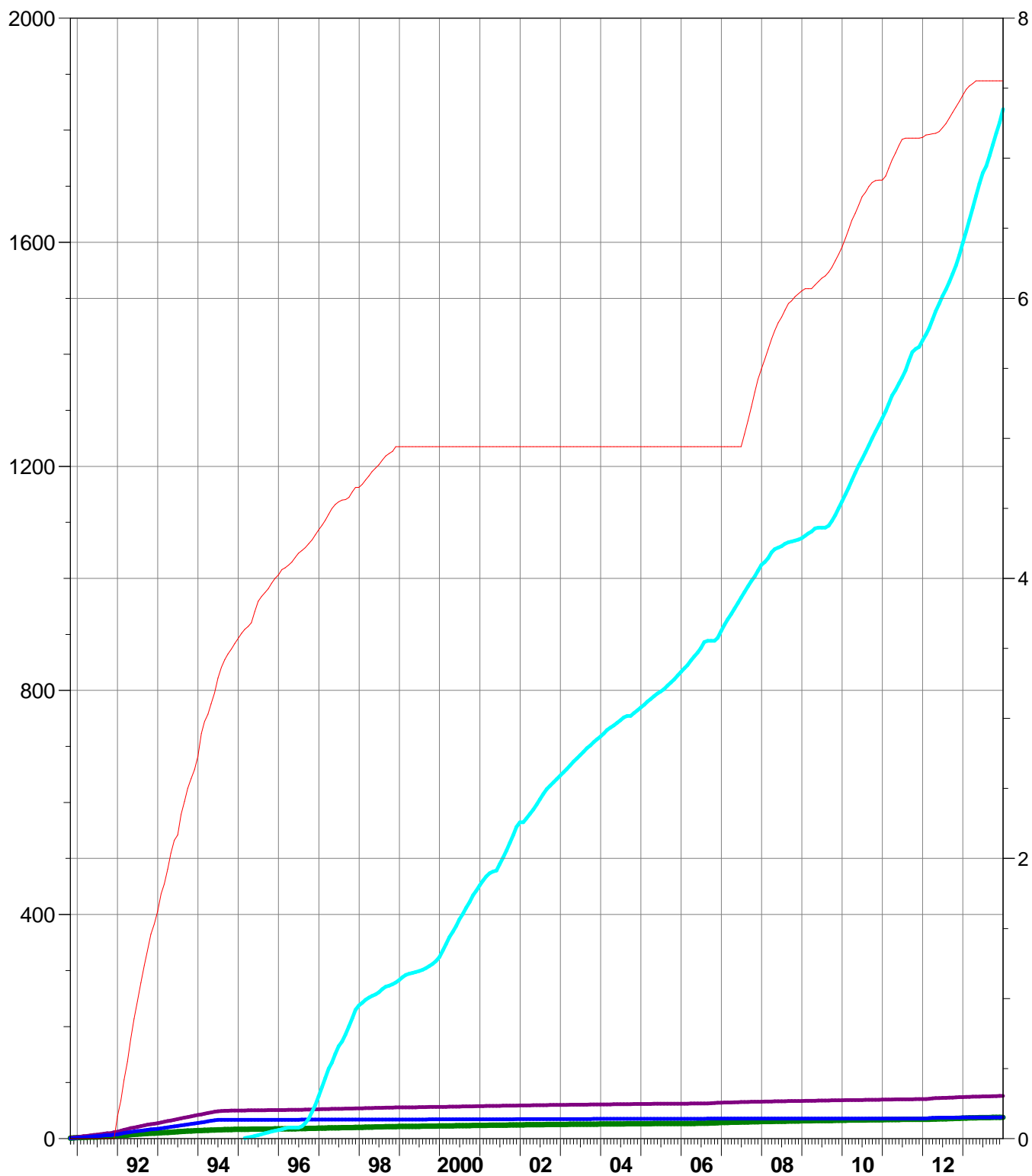
Cumulative Oil Prod : 36.46 Mbbl

Cumulative Liquid Prod : 74.09 Mbbl

Cumulative Water Prod : 37.63 Mbbl

Cumulative Water Inj : 1598.93 Mbbl

Cumulative Gas Prod : 7.45 MMcf



Pattern: 02-08 Set: PIERSON UNIT

Pattern Name	Date	Oil Rate (CD) bbl/d	Monthly Oil Prod bbl	Water Rate (CD) bbl/d	Monthly Water Prod bbl	Gas Rate (CD) Mcf/d	Monthly Gas Prod Mcf	Water Inj Rate (CD) bbl/d	Monthly Water Inj bbl	Gas Oil Ratio cf/bbl	Water Oil Ratio bbl/bbl	Inst VRR	Cum VRR	
Pattern: 02-08	Jan-13	5.02	155.67	0.29	8.96	0.00	0.00	9.27	281.88	0.00	0.06	1.480	0.580	
Pattern: 02-08	Feb-13	8.05	225.33	1.59	44.50	0.00	0.00	6.79	206.30	0.00	0.20	0.608	0.580	
Pattern: 02-08	Mar-13	8.66	268.42	1.08	33.49	1.59	49.44	5.05	153.58	184.19	0.12	0.444	0.580	
Pattern: 02-08	Apr-13	6.98	209.45	0.34	10.06	1.91	57.39	0.17	5.10	273.99	0.05	0.019	0.579	
Pattern: 02-08	May-13	8.24	255.43	0.36	11.05	0.00	0.00	1.78	54.16	0.00	0.04	0.175	0.578	
Pattern: 02-08	Jun-13	7.82	234.48	0.42	12.45	0.00	0.00	0.28	8.48	0.00	0.05	0.029	0.577	
Pattern: 02-08	Jul-13	7.56	234.22	0.42	12.91	0.00	0.00	0.66	20.05	0.00	0.06	0.070	0.576	
Pattern: 02-08	Aug-13	7.29	225.90	0.44	13.65	0.00	0.00	3.74	113.62	0.00	0.06	0.410	0.576	
Pattern: 02-08	Sep-13	6.82	204.51	0.38	11.32	0.00	0.00	0.35	10.71	0.00	0.06	0.041	0.575	
Pattern: 02-08	Oct-13	5.84	180.99	0.19	5.94	0.00	0.00	0.34	10.24	0.00	0.03	0.047	0.574	
Pattern: 02-08	Nov-13	7.58	227.35	0.34	10.11	0.00	0.00	0.53	16.13	0.00	0.04	0.057	0.573	
Pattern: 02-08	Dec-13	7.68	238.16	0.37	11.42	0.00	0.00	0.11	3.27	0.00	0.05	0.011	0.572	
			-----		-----		-----		-----					
			2659.91		185.88		106.83		883.50					Sum

Pattern: 02-09 Set: PIERSON UNIT

Pattern Name	Date	Oil Rate (CD) bbl/d	Monthly Oil Prod bbl	Water Rate (CD) bbl/d	Monthly Water Prod bbl	Gas Rate (CD) Mcf/d	Monthly Gas Prod Mcf	Water Inj Rate (CD) bbl/d	Monthly Water Inj bbl	Gas Oil Ratio cf/bbl	Water Oil Ratio bbl/bbl	Inst VRR	Cum VRR	
Pattern: 02-09	Jan-13	16.58	513.88	1.47	45.44	3.02	93.58	42.94	305.47	182.11	0.09	2.026	0.314	
Pattern: 02-09	Feb-13	15.37	430.22	1.16	32.39	2.33	65.33	31.71	964.11	151.86	0.08	1.631	0.316	
Pattern: 02-09	Mar-13	16.59	514.35	1.53	47.33	4.59	142.14	20.37	619.27	276.35	0.09	0.958	0.317	
Pattern: 02-09	Apr-13	16.37	491.08	1.89	56.61	4.00	120.07	22.19	674.65	244.50	0.12	1.039	0.318	
Pattern: 02-09	May-13	15.91	493.26	1.52	47.11	0.00	0.00	18.64	566.63	0.00	0.10	0.911	0.319	
Pattern: 02-09	Jun-13	15.03	450.98	0.78	23.29	1.48	44.41	0.84	25.49	98.47	0.05	0.045	0.318	
Pattern: 02-09	Jul-13	13.59	421.23	0.85	26.24	2.74	84.93	1.10	33.40	201.63	0.06	0.065	0.318	
Pattern: 02-09	Aug-13	13.25	410.63	0.63	19.42	0.67	20.84	1.83	55.64	50.74	0.05	0.112	0.318	
Pattern: 02-09	Sep-13	12.72	381.57	1.01	30.19	1.51	45.20	2.89	87.89	118.46	0.08	0.179	0.318	
Pattern: 02-09	Oct-13	11.78	365.33	2.16	66.92	0.67	20.84	1.62	49.38	57.03	0.18	0.100	0.317	
Pattern: 02-09	Nov-13	15.36	460.68	0.76	22.80	0.81	24.37	16.55	503.23	52.89	0.05	0.870	0.318	
Pattern: 02-09	Dec-13	16.62	515.34	0.66	20.55	0.00	0.00	15.10	459.06	0.00	0.04	0.739	0.319	
			-----		-----		-----		-----					
			5448.54		438.31		661.71		344.23					Sum

Pattern: 02-16 Set: PIERSON UNIT

Pattern Name	Date	Oil Rate (CD) bbl/d	Monthly Oil Prod bbl	Water Rate (CD) bbl/d	Monthly Water Prod bbl	Gas Rate (CD) Mcf/d	Monthly Gas Prod Mcf	Water Inj Rate (CD) bbl/d	Monthly Water Inj bbl	Gas Oil Ratio cf/bbl	Water Oil Ratio bbl/bbl	Inst VRR	Cum VRR	
Pattern: 02-16	Jan-13	11.13	344.90	6.16	190.86	2.51	77.69	35.79	088.05	225.26	0.55	1.845	2.094	
Pattern: 02-16	Feb-13	9.52	266.66	4.01	112.40	3.59	100.65	32.74	995.18	377.44	0.42	2.133	2.094	
Pattern: 02-16	Mar-13	12.68	393.02	4.26	132.05	3.76	116.71	204.26	209.39	296.97	0.34	10.558	2.112	
Pattern: 02-16	Apr-13	13.07	392.14	5.00	149.92	3.24	97.29	447.89	615.75	248.11	0.38	21.793	2.155	
Pattern: 02-16	May-13	13.52	419.21	6.37	197.53	0.00	0.00	221.34	728.65	0.00	0.47	9.853	2.174	
Pattern: 02-16	Jun-13	13.20	395.89	6.00	179.99	0.87	26.13	140.60	274.25	66.01	0.45	6.478	2.184	
Pattern: 02-16	Jul-13	13.81	428.17	6.79	210.53	1.62	50.24	37.87	151.12	117.32	0.49	1.630	2.183	
Pattern: 02-16	Aug-13	13.67	423.70	6.27	194.38	0.40	12.27	94.76	880.77	28.96	0.46	4.205	2.188	
Pattern: 02-16	Sep-13	12.28	368.47	5.28	158.46	0.89	26.66	93.57	844.47	72.36	0.43	4.702	2.193	
Pattern: 02-16	Oct-13	13.04	404.31	5.83	180.84	0.40	12.27	94.83	882.89	30.35	0.45	4.441	2.198	
Pattern: 02-16	Nov-13	13.14	394.22	6.47	194.04	0.48	14.39	97.87	975.13	36.50	0.49	4.427	2.203	
Pattern: 02-16	Dec-13	12.88	399.26	6.99	216.55	0.00	0.00	98.74	001.75	0.00	0.54	4.426	2.209	
			-----		-----		-----		-----					
			4629.94		2117.55		534.31		647.41					Sum

Pattern: 02-17 Set: PIERSON UNIT

Pattern Name	Date	Oil Rate (CD) bbl/d	Monthly Oil Prod bbl	Water Rate (CD) bbl/d	Monthly Water Prod bbl	Gas Rate (CD) Mcf/d	Monthly Gas Prod Mcf	Water Inj Rate (CD) bbl/d	Monthly Water Inj bbl	Gas Oil Ratio cf/bbl	Water Oil Ratio bbl/bbl	Inst VRR	Cum VRR	
Pattern: 02-17	Jan-13	7.64	236.97	0.41	12.74	3.73	115.66	6.01	182.64	488.06	0.05	0.632	0.439	
Pattern: 02-17	Feb-13	6.35	177.69	0.39	10.85	3.85	107.71	0.27	8.19	606.18	0.06	0.034	0.438	
Pattern: 02-17	Mar-13	4.62	143.25	0.19	5.82	3.67	113.89	0.01	0.31	795.04	0.04	0.002	0.438	
Pattern: 02-17	Apr-13	6.79	203.79	0.34	10.22	9.03	271.04	0.42	12.68	1330.00	0.05	0.050	0.437	
Pattern: 02-17	May-13	7.04	218.29	0.36	11.07	0.00	0.00			0.00	0.05		0.436	
Pattern: 02-17	Jun-13	6.17	185.17	0.29	8.71	0.00	0.00	0.70	21.35	0.00	0.05	0.092	0.436	
Pattern: 02-17	Jul-13	5.97	185.19	0.28	8.73	0.00	0.00	2.01	61.06	0.00	0.05	0.272	0.435	
Pattern: 02-17	Aug-13	7.06	218.71	0.30	9.26	0.00	0.00	0.27	8.20	0.00	0.04	0.031	0.435	
Pattern: 02-17	Sep-13	7.48	224.50	0.28	8.43	0.00	0.00	0.07	2.23	0.00	0.04	0.008	0.434	
Pattern: 02-17	Oct-13	6.28	194.73	0.27	8.33	0.00	0.00	0.01	0.31	0.00	0.04	0.001	0.433	
Pattern: 02-17	Nov-13	5.95	178.36	0.29	8.57	0.00	0.00	0.07	2.23	0.00	0.05	0.010	0.433	
Pattern: 02-17	Dec-13	5.50	170.45	0.28	8.73	0.00	0.00	0.00	0.12	0.00	0.05	0.001	0.432	
			-----		-----		-----		-----					
			2337.10		111.46		608.30		299.34					Sum

Pattern: 04-09 Set: PIERSON UNIT

Pattern Name	Date	Oil Rate (CD) bbl/d	Monthly Oil Prod bbl	Water Rate (CD) bbl/d	Monthly Water Prod bbl	Gas Rate (CD) Mcf/d	Monthly Gas Prod Mcf	Water Inj Rate (CD) bbl/d	Monthly Water Inj bbl	Gas Oil Ratio cf/bbl	Water Oil Ratio bbl/bbl	Inst VRR	Cum VRR	
Pattern: 04-09	Jan-13	12.37	383.36	0.11	3.30	2.28	70.63	33.42	015.88	184.24	0.01	2.254	1.783	
Pattern: 04-09	Feb-13	10.61	297.19	0.08	2.20	2.11	59.15	12.81	389.52	199.04	0.01	1.008	1.783	
Pattern: 04-09	Mar-13	10.50	325.50	0.08	2.52	2.14	66.21	7.87	239.32	203.43	0.01	0.626	1.781	
Pattern: 04-09	Apr-13	11.81	354.43	0.12	3.46	5.03	150.97	8.22	249.85	425.95	0.01	0.580	1.780	
Pattern: 04-09	May-13	12.56	389.48	0.13	4.14	0.00	0.00	9.72	295.64	0.00	0.01	0.645	1.778	
Pattern: 04-09	Jun-13	11.59	347.57	0.13	3.77	6.57	196.97	103.79	155.29	566.69	0.01	7.460	1.785	
Pattern: 04-09	Jul-13	11.55	358.11	0.46	14.21	12.20	378.22	4.70	142.91	1056.16	0.04	0.331	1.783	
Pattern: 04-09	Aug-13	10.66	330.45	0.44	13.68	2.98	92.52	10.79	328.11	279.99	0.04	0.822	1.782	
Pattern: 04-09	Sep-13	10.29	308.77	0.37	11.16	6.70	201.12	8.36	254.28	651.36	0.04	0.663	1.781	
Pattern: 04-09	Oct-13	12.99	402.78	0.37	11.32	2.98	92.52	9.34	283.98	229.71	0.03	0.590	1.779	
Pattern: 04-09	Nov-13	13.35	400.47	0.39	11.75	2.29	68.69	7.84	238.41	171.52	0.03	0.482	1.777	
Pattern: 04-09	Dec-13	13.99	433.84	0.52	16.04	0.00	0.00	8.21	249.68	0.00	0.04	0.478	1.775	
			-----		-----		-----		-----					
			4331.96		97.55		377.01		842.86					Sum

Pattern: 04-15 Set: PIERSON UNIT

Pattern Name	Date	Oil Rate (CD) bbl/d	Monthly Oil Prod bbl	Water Rate (CD) bbl/d	Monthly Water Prod bbl	Gas Rate (CD) Mcf/d	Monthly Gas Prod Mcf	Water Inj Rate (CD) bbl/d	Monthly Water Inj bbl	Gas Oil Ratio cf/bbl	Water Oil Ratio bbl/bbl	Inst VRR	Cum VRR	
Pattern: 04-15	Jan-13	4.63	143.66	0.49	15.28	1.11	34.43	28.83	876.48	239.68	0.11	4.799	1.291	
Pattern: 04-15	Feb-13	4.55	127.40	0.40	11.20	1.42	39.73	11.79	358.55	311.84	0.09	2.029	1.291	
Pattern: 04-15	Mar-13	4.33	134.22	0.35	10.72	1.28	39.55	9.87	300.08	294.67	0.08	1.795	1.292	
Pattern: 04-15	Apr-13	4.59	137.78	0.35	10.47	1.29	38.67	9.74	296.06	280.67	0.08	1.675	1.292	
Pattern: 04-15	May-13	5.16	159.97	0.35	10.88	0.00	0.00	9.91	301.19	0.00	0.07	1.526	1.292	
Pattern: 04-15	Jun-13	4.73	142.00	0.26	7.95	0.53	15.98	11.39	346.25	112.54	0.06	1.931	1.293	
Pattern: 04-15	Jul-13	4.75	147.30	0.22	6.89	0.99	30.72	2.27	68.99	208.58	0.05	0.386	1.292	
Pattern: 04-15	Aug-13	4.89	151.54	0.30	9.35	0.24	7.50	11.76	357.62	49.52	0.06	1.923	1.293	
Pattern: 04-15	Sep-13	4.42	132.45	0.28	8.28	0.54	16.33	9.65	293.32	123.31	0.06	1.745	1.293	
Pattern: 04-15	Oct-13	4.80	148.69	0.29	9.02	0.24	7.50	9.32	283.45	50.47	0.06	1.554	1.293	
Pattern: 04-15	Nov-13	4.98	149.37	0.32	9.51	0.29	8.83	5.42	164.70	59.10	0.06	0.868	1.293	
Pattern: 04-15	Dec-13	4.67	144.87	0.31	9.52	0.00	0.00	5.15	156.42	0.00	0.07	0.877	1.293	
			-----		-----		-----		-----					
			1719.26		119.08		239.26		803.11					Sum

Pattern: 04-16 Set: PIERSON UNIT

Pattern Name	Date	Oil Rate (CD) bbl/d	Monthly Oil Prod bbl	Water Rate (CD) bbl/d	Monthly Water Prod bbl	Gas Rate (CD) Mcf/d	Monthly Gas Prod Mcf	Water Inj Rate (CD) bbl/d	Monthly Water Inj bbl	Gas Oil Ratio cf/bbl	Water Oil Ratio bbl/bbl	Inst VRR	Cum VRR	
Pattern: 04-16	Jan-13	22.33	692.35	5.74	178.00	11.71	362.86	12.15	369.47	524.10	0.26	0.376	1.201	
Pattern: 04-16	Feb-13	19.54	547.21	4.15	116.20	7.22	202.18	13.14	399.56	369.47	0.21	0.480	1.200	
Pattern: 04-16	Mar-13	20.46	634.17	3.78	117.30	5.61	173.92	5.99	181.99	274.26	0.18	0.213	1.197	
Pattern: 04-16	Apr-13	21.59	647.69	4.66	139.95	10.45	313.42	3.14	95.61	483.90	0.22	0.104	1.195	
Pattern: 04-16	May-13	20.08	622.52	5.98	185.42	0.00	0.00	7.10	215.85	0.00	0.30	0.238	1.192	
Pattern: 04-16	Jun-13	19.43	583.02	6.05	181.41	0.00	0.00	5.41	164.54	0.00	0.31	0.186	1.190	
Pattern: 04-16	Jul-13	19.82	614.47	6.68	207.22	0.00	0.00	2.79	84.78	0.00	0.34	0.092	1.187	
Pattern: 04-16	Aug-13	18.81	583.03	5.91	183.27	0.00	0.00	9.49	288.57	0.00	0.31	0.336	1.185	
Pattern: 04-16	Sep-13	17.81	534.24	5.05	151.40	0.00	0.00	10.03	304.85	0.00	0.28	0.382	1.183	
Pattern: 04-16	Oct-13	19.83	614.59	5.71	176.90	0.00	0.00	14.63	444.66	0.00	0.29	0.499	1.182	
Pattern: 04-16	Nov-13	20.35	610.52	6.28	188.40	0.00	0.00	12.31	374.17	0.00	0.31	0.404	1.180	
Pattern: 04-16	Dec-13	19.91	617.06	6.76	209.48	0.00	0.00	8.55	259.86	0.00	0.34	0.281	1.177	
			-----		-----		-----		-----					
			7300.88		2034.96		052.38		183.90					Sum

Pattern: 04-17 Set: PIERSON UNIT

Pattern Name	Date	Oil Rate (CD) bbl/d	Monthly Oil Prod bbl	Water Rate (CD) bbl/d	Monthly Water Prod bbl	Gas Rate (CD) Mcf/d	Monthly Gas Prod Mcf	Water Inj Rate (CD) bbl/d	Monthly Water Inj bbl	Gas Oil Ratio cf/bbl	Water Oil Ratio bbl/bbl	Inst VRR	Cum VRR	
Pattern: 04-17	Jan-13	4.14	128.47	0.76	23.59	2.65	82.11	0.05	1.67	639.11	0.18	0.010	0.956	
Pattern: 04-17	Feb-13	3.59	100.64	0.31	8.81	2.59	72.40	0.00	0.14	719.37	0.09	0.001	0.954	
Pattern: 04-17	Mar-13	3.64	112.74	0.31	9.59	2.31	71.51			634.28	0.09		0.953	
Pattern: 04-17	Apr-13	3.77	113.22	0.28	8.49	5.36	160.68	0.00	0.03	1419.24	0.07	0.000	0.951	
Pattern: 04-17	May-13	3.82	118.50	0.26	8.19	0.00	0.00			0.00	0.07		0.950	
Pattern: 04-17	Jun-13	3.69	110.83	0.27	7.99	0.00	0.00	0.04	1.18	0.00	0.07	0.008	0.948	
Pattern: 04-17	Jul-13	3.29	101.85	0.26	8.05	0.00	0.00	0.25	7.56	0.00	0.08	0.060	0.947	
Pattern: 04-17	Aug-13	2.83	87.84	0.20	6.31	0.00	0.00	0.01	0.15	0.00	0.07	0.001	0.946	
Pattern: 04-17	Sep-13	2.75	82.60	0.18	5.35	0.00	0.00	0.19	5.67	0.00	0.06	0.054	0.945	
Pattern: 04-17	Oct-13	3.26	101.16	0.21	6.65	0.00	0.00			0.00	0.07		0.943	
Pattern: 04-17	Nov-13	3.19	95.73	0.22	6.75	0.00	0.00			0.00	0.07		0.942	
Pattern: 04-17	Dec-13	2.76	85.60	0.20	6.31	0.00	0.00			0.00	0.07		0.941	
			-----		-----		-----		-----					
			1239.17		106.06		386.70		16.40					Sum

Pattern: 06-08 Set: PIERSON UNIT

Pattern Name	Date	Oil Rate (CD) bbl/d	Monthly Oil Prod bbl	Water Rate (CD) bbl/d	Monthly Water Prod bbl	Gas Rate (CD) Mcf/d	Monthly Gas Prod Mcf	Water Inj Rate (CD) bbl/d	Monthly Water Inj bbl	Gas Oil Ratio cf/bbl	Water Oil Ratio bbl/bbl	Inst VRR	Cum VRR	
Pattern: 06-08	Jan-13	6.73	208.51	2.30	71.23	0.80	24.72	11.24	341.71	118.56	0.34	1.091	1.089	
Pattern: 06-08	Feb-13	9.77	273.45	3.26	91.20	0.88	24.72	16.71	508.07	90.40	0.33	1.123	1.089	
Pattern: 06-08	Mar-13	10.40	322.35	2.54	78.62	2.48	76.81	8.85	268.93	238.28	0.24	0.593	1.088	
Pattern: 06-08	Apr-13	8.19	245.62	1.82	54.72	4.03	120.95	3.52	107.08	492.44	0.22	0.305	1.086	
Pattern: 06-08	May-13	9.08	281.52	1.73	53.54	0.00	0.00	8.00	243.27	0.00	0.19	0.638	1.085	
Pattern: 06-08	Jun-13	8.74	262.14	1.81	54.22	0.00	0.00	5.75	174.77	0.00	0.21	0.471	1.084	
Pattern: 06-08	Jul-13	8.22	254.78	1.65	51.26	0.00	0.00	3.97	120.83	0.00	0.20	0.348	1.083	
Pattern: 06-08	Aug-13	7.65	237.06	1.36	42.20	0.00	0.00	12.45	378.35	0.00	0.18	1.190	1.083	
Pattern: 06-08	Sep-13	7.22	216.64	1.17	35.19	0.00	0.00	7.98	242.58	0.00	0.16	0.817	1.082	
Pattern: 06-08	Oct-13	6.10	189.23	1.15	35.76	0.00	0.00	12.52	380.51	0.00	0.19	1.487	1.083	
Pattern: 06-08	Nov-13	8.28	248.26	1.44	43.07	0.00	0.00	9.71	295.16	0.00	0.17	0.861	1.083	
Pattern: 06-08	Dec-13	7.79	241.37	1.34	41.67	0.00	0.00	1.54	46.69	0.00	0.17	0.145	1.081	
			-----		-----		-----		-----					
			2980.93		652.69		247.20		107.95					Sum

Pattern: 06-09 Set: PIERSON UNIT

Pattern Name	Date	Oil Rate (CD) bbl/d	Monthly Oil Prod bbl	Water Rate (CD) bbl/d	Monthly Water Prod bbl	Gas Rate (CD) Mcf/d	Monthly Gas Prod Mcf	Water Inj Rate (CD) bbl/d	Monthly Water Inj bbl	Gas Oil Ratio cf/bbl	Water Oil Ratio bbl/bbl	Inst VRR	Cum VRR	
Pattern: 06-09	Jan-13	21.40	663.26	3.00	93.09	2.85	88.29	43.66	327.37	133.11	0.14	1.534	0.877	
Pattern: 06-09	Feb-13	20.22	566.24	2.38	66.67	3.94	110.36	48.40	471.29	194.90	0.12	1.830	0.878	
Pattern: 06-09	Mar-13	21.61	669.86	2.62	81.14	4.76	147.44	28.20	857.36	220.10	0.12	0.995	0.878	
Pattern: 06-09	Apr-13	20.65	619.55	2.67	80.20	4.91	147.44	14.57	442.97	237.98	0.13	0.535	0.878	
Pattern: 06-09	May-13	20.97	650.18	2.27	70.41	0.00	0.00	36.70	115.71	0.00	0.11	1.348	0.878	
Pattern: 06-09	Jun-13	20.10	602.97	1.58	47.46	2.68	80.52	31.91	970.17	133.53	0.08	1.252	0.879	
Pattern: 06-09	Jul-13	19.62	608.37	1.71	53.07	4.98	154.33	13.95	423.96	253.67	0.09	0.556	0.878	
Pattern: 06-09	Aug-13	19.03	589.94	1.34	41.59	1.22	37.79	25.92	787.88	64.05	0.07	1.080	0.879	
Pattern: 06-09	Sep-13	17.12	513.50	1.61	48.29	2.07	62.15	25.54	776.34	121.04	0.09	1.162	0.879	
Pattern: 06-09	Oct-13	16.47	510.67	2.93	90.90	1.22	37.79	34.79	057.67	73.99	0.18	1.544	0.880	
Pattern: 06-09	Nov-13	19.49	584.73	1.52	45.71	1.48	44.32	19.62	596.32	75.80	0.08	0.794	0.880	
Pattern: 06-09	Dec-13	20.01	620.27	1.34	41.40	0.00	0.00	14.47	439.94	0.00	0.07	0.576	0.879	
			-----		-----		-----		-----					
			7199.53		759.93		910.41		266.99					Sum

Pattern: 06-16 Set: PIERSON UNIT

Pattern Name	Date	Oil Rate (CD) bbl/d	Monthly Oil Prod bbl	Water Rate (CD) bbl/d	Monthly Water Prod bbl	Gas Rate (CD) Mcf/d	Monthly Gas Prod Mcf	Water Inj Rate (CD) bbl/d	Monthly Water Inj bbl	Gas Oil Ratio cf/bbl	Water Oil Ratio bbl/bbl	Inst VRR	Cum VRR	
Pattern: 06-16	Jan-13	15.01	465.45	6.43	199.39	3.79	117.42	8.67	263.68	252.28	0.43	0.357	0.675	
Pattern: 06-16	Feb-13	14.43	403.96	4.35	121.87	6.56	183.64	7.39	224.67	454.59	0.30	0.343	0.674	
Pattern: 06-16	Mar-13	17.92	555.55	4.57	141.68	6.78	210.12	3.49	106.15	378.23	0.26	0.135	0.672	
Pattern: 06-16	Apr-13	17.60	527.87	5.28	158.50	7.47	224.25	1.30	39.52	424.82	0.30	0.050	0.670	
Pattern: 06-16	May-13	18.77	581.78	6.76	209.70	0.00	0.00	1.24	37.63	0.00	0.36	0.043	0.668	
Pattern: 06-16	Jun-13	18.11	543.33	6.45	193.54	0.00	0.00	2.63	80.09	0.00	0.36	0.094	0.667	
Pattern: 06-16	Jul-13	18.73	580.58	7.22	223.96	0.00	0.00	2.55	77.41	0.00	0.39	0.086	0.665	
Pattern: 06-16	Aug-13	18.40	570.27	6.52	202.25	0.00	0.00	3.63	110.41	0.00	0.35	0.128	0.663	
Pattern: 06-16	Sep-13	16.42	492.68	5.45	163.55	0.00	0.00	6.22	189.17	0.00	0.33	0.249	0.662	
Pattern: 06-16	Oct-13	16.82	521.28	6.02	186.76	0.00	0.00	9.68	294.40	0.00	0.36	0.372	0.661	
Pattern: 06-16	Nov-13	17.31	519.19	6.68	200.39	0.00	0.00	6.56	199.50	0.00	0.39	0.241	0.660	
Pattern: 06-16	Dec-13	16.52	512.27	7.18	222.60	0.00	0.00	3.35	101.90	0.00	0.43	0.125	0.658	
			-----		-----		-----		-----					
			6274.21		2224.19		735.43		724.52					Sum

Pattern: 06-17 Set: PIERSON UNIT

Pattern Name	Date	Oil Rate (CD) bbl/d	Monthly Oil Prod bbl	Water Rate (CD) bbl/d	Monthly Water Prod bbl	Gas Rate (CD) Mcf/d	Monthly Gas Prod Mcf	Water Inj Rate (CD) bbl/d	Monthly Water Inj bbl	Gas Oil Ratio cf/bbl	Water Oil Ratio bbl/bbl	Inst VRR	Cum VRR	
Pattern: 06-17	Jan-13	97.05	3008.41	49.27	1527.32	14.75	457.32	5.47	166.23	152.02	0.51	0.033	1.726	
Pattern: 06-17	Feb-13	65.13	1823.57	30.76	861.39	19.90	557.09	4.70	142.86	305.49	0.47	0.043	1.699	
Pattern: 06-17	Mar-13	35.19	1090.97	20.43	633.38	22.81	707.18	2.86	87.00	648.21	0.58	0.046	1.682	
Pattern: 06-17	Apr-13	40.34	1210.16	16.03	480.86	24.13	723.95	1.02	30.94	598.23	0.40	0.016	1.666	
Pattern: 06-17	May-13	36.16	1120.86	15.02	465.51	0.00	0.00	1.64	49.81	0.00	0.42	0.028	1.651	
Pattern: 06-17	Jun-13	29.15	874.38	16.08	482.33	0.00	0.00	3.14	95.54	0.00	0.55	0.062	1.638	
Pattern: 06-17	Jul-13	23.62	732.21	15.90	492.82	0.00	0.00	4.31	131.04	0.00	0.67	0.098	1.628	
Pattern: 06-17	Aug-13	20.02	620.47	12.16	377.11	0.00	0.00	5.30	161.17	0.00	0.61	0.147	1.620	
Pattern: 06-17	Sep-13	11.31	339.27	7.38	221.39	0.00	0.00	2.32	70.65	0.00	0.65	0.112	1.615	
Pattern: 06-17	Oct-13	9.65	299.06	6.58	203.85	0.00	0.00	1.23	37.50	0.00	0.68	0.068	1.611	
Pattern: 06-17	Nov-13	12.65	379.59	10.47	313.97	0.00	0.00	1.17	35.66	0.00	0.83	0.046	1.605	
Pattern: 06-17	Dec-13	13.86	429.72	7.82	242.52	0.00	0.00	0.41	12.58	0.00	0.56	0.017	1.599	
			-----		-----		-----		-----					
			1928.68		6302.45		445.54		020.99					Sum

Pattern: 08-08 Set: PIERSON UNIT

Pattern Name	Date	Oil Rate (CD) bbl/d	Monthly Oil Prod bbl	Water Rate (CD) bbl/d	Monthly Water Prod bbl	Gas Rate (CD) Mcf/d	Monthly Gas Prod Mcf	Water Inj Rate (CD) bbl/d	Monthly Water Inj bbl	Gas Oil Ratio cf/bbl	Water Oil Ratio bbl/bbl	Inst VRR	Cum VRR	
Pattern: 08-08	Jan-13	13.03	403.96	0.20	6.13	3.10	96.23	17.73	539.09	238.22	0.02	1.129	1.098	
Pattern: 08-08	Feb-13	10.57	295.94	0.13	3.62	1.86	52.09	0.65	19.80	176.02	0.01	0.051	1.098	
Pattern: 08-08	Mar-13	10.56	327.38	0.13	3.93	2.16	67.10			204.95	0.01		1.097	
Pattern: 08-08	Apr-13	11.68	350.50	0.28	8.49	3.12	93.58	0.31	9.56	267.00	0.02	0.022	1.096	
Pattern: 08-08	May-13	15.81	490.10	0.53	16.29	0.00	0.00	0.69	20.91	0.00	0.03	0.036	1.094	
Pattern: 08-08	Jun-13	14.97	448.97	0.58	17.39	3.28	98.44	0.05	1.47	219.26	0.04	0.003	1.093	
Pattern: 08-08	Jul-13	13.49	418.08	0.53	16.31	6.10	189.20	0.02	0.62	452.54	0.04	0.001	1.092	
Pattern: 08-08	Aug-13	12.72	394.25	0.40	12.55	1.49	46.26			117.34	0.03		1.091	
Pattern: 08-08	Sep-13	12.23	367.03	0.35	10.52	3.35	100.56	0.02	0.64	273.98	0.03	0.001	1.090	
Pattern: 08-08	Oct-13	14.72	456.18	0.36	11.23	1.49	46.26			101.41	0.02		1.089	
Pattern: 08-08	Nov-13	15.06	451.84	0.34	10.16	1.81	54.30			120.17	0.02		1.087	
Pattern: 08-08	Dec-13	14.01	434.30	0.36	11.04	0.00	0.00	0.00	0.12	0.00	0.03	0.000	1.086	
			-----		-----		-----		-----					
			4838.53		127.65		844.02		592.21					Sum

Pattern: 08-09 Set: PIERSON UNIT

Pattern Name	Date	Oil Rate (CD) bbl/d	Monthly Oil Prod bbl	Water Rate (CD) bbl/d	Monthly Water Prod bbl	Gas Rate (CD) Mcf/d	Monthly Gas Prod Mcf	Water Inj Rate (CD) bbl/d	Monthly Water Inj bbl	Gas Oil Ratio cf/bbl	Water Oil Ratio bbl/bbl	Inst VRR	Cum VRR	
Pattern: 08-09	Jan-13	9.41	291.69	0.39	12.11	0.46	14.13	465.93	164.35	48.43	0.04	40.209	3.291	
Pattern: 08-09	Feb-13	8.28	231.78	0.21	5.82	1.51	42.38	517.45	730.45	182.84	0.03	51.444	3.319	
Pattern: 08-09	Mar-13	8.60	266.53	0.20	6.13	4.39	135.96	526.44	003.67	510.12	0.02	50.477	3.350	
Pattern: 08-09	Apr-13	7.97	239.01	0.18	5.35	4.03	120.95	425.68	940.72	506.05	0.02	44.071	3.374	
Pattern: 08-09	May-13	8.83	273.70	0.13	4.17	0.00	0.00	320.18	733.52	0.00	0.02	30.089	3.391	
Pattern: 08-09	Jun-13	9.14	274.35	0.11	3.29	0.00	0.00	259.05	875.15	0.00	0.01	23.567	3.405	
Pattern: 08-09	Jul-13	8.57	265.68	0.15	4.80	0.00	0.00	200.87	106.51	0.00	0.02	19.401	3.415	
Pattern: 08-09	Aug-13	7.05	218.59	0.16	4.86	0.00	0.00	178.23	418.31	0.00	0.02	20.852	3.425	
Pattern: 08-09	Sep-13	6.81	204.26	0.10	2.97	0.00	0.00	128.89	918.28	0.00	0.01	15.716	3.431	
Pattern: 08-09	Oct-13	7.19	222.97	0.09	2.72	0.00	0.00	162.57	942.07	0.00	0.01	18.800	3.439	
Pattern: 08-09	Nov-13	7.58	227.46	0.11	3.29	0.00	0.00	479.16	566.36	0.00	0.01	52.470	3.466	
Pattern: 08-09	Dec-13	6.55	203.11	0.11	3.43	0.00	0.00	664.96	214.89	0.00	0.02	84.093	3.506	
			-----		-----		-----		-----					
			2919.13		58.92		313.42		614.27					Sum

Pattern: 08-16 Set: PIERSON UNIT

Pattern Name	Date	Oil Rate (CD) bbl/d	Monthly Oil Prod bbl	Water Rate (CD) bbl/d	Monthly Water Prod bbl	Gas Rate (CD) Mcf/d	Monthly Gas Prod Mcf	Water Inj Rate (CD) bbl/d	Monthly Water Inj bbl	Gas Oil Ratio cf/bbl	Water Oil Ratio bbl/bbl	Inst VRR	Cum VRR	
Pattern: 08-16	Jan-13	4.97	153.94	0.12	3.77	2.31	71.51	0.22	6.78	464.54	0.02	0.037	0.331	
Pattern: 08-16	Feb-13	5.12	143.25	0.12	3.46	2.52	70.63	0.22	6.83	493.05	0.02	0.036	0.330	
Pattern: 08-16	Mar-13	4.86	150.80	0.11	3.30	1.25	38.85	0.08	2.47	257.60	0.02	0.014	0.330	
Pattern: 08-16	Apr-13	5.94	178.32	0.14	4.09	1.97	59.15	0.13	3.82	331.73	0.02	0.017	0.329	
Pattern: 08-16	May-13	6.57	203.55	0.16	4.97	0.00	0.00	0.10	3.15	0.00	0.02	0.013	0.329	
Pattern: 08-16	Jun-13	5.93	177.86	0.13	4.03	0.53	15.98	0.14	4.40	89.85	0.02	0.020	0.328	
Pattern: 08-16	Jul-13	5.56	172.37	0.16	5.08	0.99	30.72	0.29	8.82	178.24	0.03	0.043	0.328	
Pattern: 08-16	Aug-13	5.97	185.11	0.16	4.83	0.24	7.50	0.17	5.18	40.54	0.03	0.023	0.327	
Pattern: 08-16	Sep-13	5.77	173.05	0.13	3.84	0.54	16.33	0.14	4.24	94.38	0.02	0.020	0.326	
Pattern: 08-16	Oct-13	6.46	200.11	0.14	4.43	0.24	7.50	0.21	6.41	37.50	0.02	0.027	0.326	
Pattern: 08-16	Nov-13	6.46	193.74	0.15	4.62	0.29	8.83	0.18	5.48	45.57	0.02	0.023	0.325	
Pattern: 08-16	Dec-13	5.79	179.40	0.15	4.59	0.00	0.00	0.10	3.08	0.00	0.03	0.014	0.325	
			-----		-----		-----		-----					
			2111.50		51.01		327.01		60.67					Sum

Pattern: 08-17 Set: PIERSON UNIT

Pattern Name	Date	Oil Rate (CD) bbl/d	Monthly Oil Prod bbl	Water Rate (CD) bbl/d	Monthly Water Prod bbl	Gas Rate (CD) Mcf/d	Monthly Gas Prod Mcf	Water Inj Rate (CD) bbl/d	Monthly Water Inj bbl	Gas Oil Ratio cf/bbl	Water Oil Ratio bbl/bbl	Inst VRR	Cum VRR	
Pattern: 08-17	Jan-13	11.71	363.08	8.65	268.10	4.24	131.55	499.63	188.87	362.31	0.74	22.121	9.902	
Pattern: 08-17	Feb-13	11.37	318.26	10.86	304.11	5.49	153.62	528.98	081.11	482.68	0.96	21.691	9.961	
Pattern: 08-17	Mar-13	10.57	327.54	5.58	172.97	3.84	119.19	519.80	801.97	363.88	0.53	28.634	10.037	
Pattern: 08-17	Apr-13	11.08	332.26	4.60	137.90	6.06	181.87	508.31	452.65	547.38	0.42	28.595	10.108	
Pattern: 08-17	May-13	8.46	262.13	4.37	135.53	0.00	0.00	492.33	966.69	0.00	0.52	34.108	10.186	
Pattern: 08-17	Jun-13	8.75	262.57	4.35	130.59	0.00	0.00	440.11	379.48	0.00	0.50	29.801	10.248	
Pattern: 08-17	Jul-13	9.20	285.10	4.30	133.20	0.00	0.00	247.61	527.36	0.00	0.47	16.246	10.268	
Pattern: 08-17	Aug-13	9.19	284.93	3.63	112.46	0.00	0.00	359.03	914.43	0.00	0.39	24.649	10.314	
Pattern: 08-17	Sep-13	8.88	266.37	3.67	110.17	0.00	0.00	498.82	164.27	0.00	0.41	35.034	10.389	
Pattern: 08-17	Oct-13	10.01	310.32	4.65	144.26	0.00	0.00	520.31	817.49	0.00	0.46	31.409	10.466	
Pattern: 08-17	Nov-13	9.85	295.46	4.72	141.74	0.00	0.00	527.88	047.44	0.00	0.48	32.100	10.541	
Pattern: 08-17	Dec-13	9.60	297.56	4.96	153.85	0.00	0.00	581.01	662.85	0.00	0.52	35.460	10.630	
			-----		-----		-----		-----					
			3605.58		1944.89		586.22		004.61					Sum

Pattern: 08-18 Set: PIERSON UNIT

Pattern Name	Date	Oil Rate (CD) bbl/d	Monthly Oil Prod bbl	Water Rate (CD) bbl/d	Monthly Water Prod bbl	Gas Rate (CD) Mcf/d	Monthly Gas Prod Mcf	Water Inj Rate (CD) bbl/d	Monthly Water Inj bbl	Gas Oil Ratio cf/bbl	Water Oil Ratio bbl/bbl	Inst VRR	Cum VRR	
Pattern: 08-18	Jan-13	1.67	51.73	0.43	13.37	1.94	60.03	4.20	127.74	1160.46	0.26	1.738	0.591	
Pattern: 08-18	Feb-13	1.78	49.85	0.09	2.52	2.27	63.57	2.61	79.22	1275.24	0.05	1.180	0.592	
Pattern: 08-18	Mar-13	1.79	55.35	0.09	2.67	1.97	60.92	0.32	9.87	1100.59	0.05	0.147	0.591	
Pattern: 08-18	Apr-13	1.50	45.13	0.09	2.83	3.24	97.12	0.10	3.19	2151.93	0.06	0.056	0.590	
Pattern: 08-18	May-13	1.50	46.51	0.09	2.75	0.00	0.00	0.06	1.91	0.00	0.06	0.034	0.590	
Pattern: 08-18	Jun-13	1.54	46.07	0.09	2.74	0.00	0.00	0.46	13.96	0.00	0.06	0.239	0.589	
Pattern: 08-18	Jul-13	1.42	43.97	0.09	2.81	0.00	0.00	0.11	3.21	0.00	0.06	0.059	0.589	
Pattern: 08-18	Aug-13	1.25	38.76	0.08	2.33	0.00	0.00	0.02	0.74	0.00	0.06	0.016	0.588	
Pattern: 08-18	Sep-13	1.27	38.16	0.06	1.95	0.00	0.00			0.00	0.05		0.587	
Pattern: 08-18	Oct-13	1.42	43.97	0.07	2.22	0.00	0.00			0.00	0.05		0.587	
Pattern: 08-18	Nov-13	1.30	39.06	0.07	2.25	0.00	0.00	0.01	0.38	0.00	0.06	0.008	0.586	
Pattern: 08-18	Dec-13	1.13	34.94	0.07	2.22	0.00	0.00			0.00	0.06		0.586	
			-----		-----		-----		-----					
			533.50		40.65		281.63		240.21					Sum

Pattern: 10-04 Set: PIERSON UNIT

Pattern Name	Date	Oil Rate (CD) bbl/d	Monthly Oil Prod bbl	Water Rate (CD) bbl/d	Monthly Water Prod bbl	Gas Rate (CD) Mcf/d	Monthly Gas Prod Mcf	Water Inj Rate (CD) bbl/d	Monthly Water Inj bbl	Gas Oil Ratio cf/bbl	Water Oil Ratio bbl/bbl	Inst VRR	Cum VRR	
Pattern: 10-04	Jan-13	4.01	124.38	0.85	26.26	0.51	15.89			127.77	0.21		0.412	
Pattern: 10-04	Feb-13	3.72	104.10	0.58	16.20	0.88	24.72			237.47	0.16		0.409	
Pattern: 10-04	Mar-13	3.78	117.15	0.51	15.88	2.68	82.99			708.42	0.14		0.406	
Pattern: 10-04	Apr-13	3.08	92.30	0.49	14.62	1.68	50.32			545.20	0.16		0.404	
Pattern: 10-04	May-13	3.14	97.22	0.47	14.67	0.00	0.00			0.00	0.15		0.401	
Pattern: 10-04	Jun-13	3.03	90.78	0.48	14.29	0.00	0.00			0.00	0.16		0.399	
Pattern: 10-04	Jul-13	3.04	94.16	0.48	14.77	0.00	0.00			0.00	0.16		0.396	
Pattern: 10-04	Aug-13	3.01	93.26	0.30	9.31	0.00	0.00			0.00	0.10		0.394	
Pattern: 10-04	Sep-13	3.18	95.42	0.18	5.49	0.00	0.00			0.00	0.06		0.392	
Pattern: 10-04	Oct-13	3.00	93.07	0.18	5.71	0.00	0.00			0.00	0.06		0.389	
Pattern: 10-04	Nov-13	3.48	104.47	0.22	6.60	0.00	0.00			0.00	0.06		0.387	
Pattern: 10-04	Dec-13	3.55	110.17	0.24	7.41	0.00	0.00			0.00	0.07		0.385	
			-----		-----		-----		-----					
			1216.48		151.21		173.92		0.00					Sum

Pattern: 10-08 Set: PIERSON UNIT

Pattern Name	Date	Oil Rate (CD) bbl/d	Monthly Oil Prod bbl	Water Rate (CD) bbl/d	Monthly Water Prod bbl	Gas Rate (CD) Mcf/d	Monthly Gas Prod Mcf	Water Inj Rate (CD) bbl/d	Monthly Water Inj bbl	Gas Oil Ratio cf/bbl	Water Oil Ratio bbl/bbl	Inst VRR	Cum VRR	
Pattern: 10-08	Jan-13	21.61	669.77	15.00	464.91	6.11	189.29	0.28	8.64	282.61	0.69	0.007	0.291	
Pattern: 10-08	Feb-13	25.11	702.98	20.61	577.00	5.90	165.27	0.07	2.05	235.10	0.82	0.001	0.289	
Pattern: 10-08	Mar-13	22.76	705.65	15.50	480.60	5.80	179.93	0.04	1.23	254.98	0.68	0.001	0.287	
Pattern: 10-08	Apr-13	17.65	529.38	9.07	272.07	7.65	229.55	0.08	2.55	433.61	0.51	0.003	0.286	
Pattern: 10-08	May-13	20.56	637.25	7.90	244.81	0.00	0.00	0.09	2.78	0.00	0.38	0.003	0.284	
Pattern: 10-08	Jun-13	14.47	434.12	4.38	131.50	0.60	18.10	0.15	4.65	41.69	0.30	0.007	0.283	
Pattern: 10-08	Jul-13	19.69	610.52	7.74	239.88	1.12	34.70	0.20	6.04	56.83	0.39	0.006	0.282	
Pattern: 10-08	Aug-13	19.23	595.98	7.54	233.59	0.27	8.48	0.15	4.69	14.22	0.39	0.005	0.281	
Pattern: 10-08	Sep-13	18.98	569.42	6.68	200.38	0.62	18.45	0.04	1.15	32.40	0.35	0.001	0.279	
Pattern: 10-08	Oct-13	16.11	499.26	4.91	152.14	0.27	8.48	0.08	2.34	16.98	0.30	0.003	0.278	
Pattern: 10-08	Nov-13	15.46	463.88	4.87	145.96	0.33	9.98	0.05	1.53	21.51	0.31	0.002	0.278	
Pattern: 10-08	Dec-13	14.75	457.26	5.11	158.28	0.00	0.00	0.02	0.49	0.00	0.35	0.001	0.277	
			-----		-----		-----		-----					
			6875.49		3301.13		862.21		38.14					Sum

Pattern: 10-09 Set: PIERSON UNIT

Pattern Name	Date	Oil Rate (CD) bbl/d	Monthly Oil Prod bbl	Water Rate (CD) bbl/d	Monthly Water Prod bbl	Gas Rate (CD) Mcf/d	Monthly Gas Prod Mcf	Water Inj Rate (CD) bbl/d	Monthly Water Inj bbl	Gas Oil Ratio cf/bbl	Water Oil Ratio bbl/bbl	Inst VRR	Cum VRR	
Pattern: 10-09	Jan-13	18.41	570.64	1.96	60.85	2.59	80.34	16.07	488.51	140.79	0.11	0.673	2.153	
Pattern: 10-09	Feb-13	16.84	471.58	1.53	42.77	2.68	75.04	20.89	635.09	159.13	0.09	0.969	2.151	
Pattern: 10-09	Mar-13	17.30	536.36	1.38	42.93	4.47	138.61	15.85	481.73	258.43	0.08	0.721	2.149	
Pattern: 10-09	Apr-13	15.84	475.19	1.02	30.66	4.71	141.26	7.52	228.50	297.26	0.06	0.378	2.147	
Pattern: 10-09	May-13	16.57	513.66	1.03	31.89	0.00	0.00	10.59	322.03	0.00	0.06	0.511	2.145	
Pattern: 10-09	Jun-13	15.68	470.41	1.04	31.31	1.67	50.24	11.66	354.47	106.79	0.07	0.592	2.143	
Pattern: 10-09	Jul-13	15.36	476.26	1.11	34.45	3.11	96.50	5.57	169.34	202.61	0.07	0.287	2.141	
Pattern: 10-09	Aug-13	13.83	428.59	0.88	27.14	0.76	23.57	16.93	514.79	55.00	0.06	0.977	2.140	
Pattern: 10-09	Sep-13	12.86	385.82	0.69	20.63	1.04	31.34	18.48	561.68	81.23	0.05	1.155	2.139	
Pattern: 10-09	Oct-13	14.19	439.78	0.88	27.23	0.76	23.57	18.99	577.24	53.60	0.06	1.069	2.138	
Pattern: 10-09	Nov-13	14.45	433.52	0.97	28.96	0.92	27.72	20.21	614.42	63.95	0.07	1.113	2.137	
Pattern: 10-09	Dec-13	12.58	390.02	0.84	25.95	0.00	0.00	14.27	433.68	0.00	0.07	0.902	2.136	
			-----		-----		-----		-----					
			5591.84		404.78		688.19		381.48					Sum

Pattern: 10-16 Set: PIERSON UNIT

Pattern Name	Date	Oil Rate (CD) bbl/d	Monthly Oil Prod bbl	Water Rate (CD) bbl/d	Monthly Water Prod bbl	Gas Rate (CD) Mcf/d	Monthly Gas Prod Mcf	Water Inj Rate (CD) bbl/d	Monthly Water Inj bbl	Gas Oil Ratio cf/bbl	Water Oil Ratio bbl/bbl	Inst VRR	Cum VRR	
Pattern: 10-16	Jan-13	8.72	270.46	0.33	10.22	3.33	103.30	33.20	009.40	381.92	0.04	3.100	1.845	
Pattern: 10-16	Feb-13	9.18	256.94	0.36	10.06	4.41	123.60	36.51	110.04	481.05	0.04	3.237	1.848	
Pattern: 10-16	Mar-13	9.22	285.87	0.32	10.06	3.39	105.06	28.48	865.72	367.51	0.04	2.520	1.850	
Pattern: 10-16	Apr-13	9.34	280.21	0.31	9.28	4.68	140.38	23.26	707.16	500.96	0.03	2.036	1.851	
Pattern: 10-16	May-13	10.37	321.38	0.51	15.74	0.00	0.00	28.43	864.30	0.00	0.05	2.213	1.852	
Pattern: 10-16	Jun-13	9.67	290.15	0.51	15.25	0.00	0.00	25.96	789.22	0.00	0.05	2.160	1.853	
Pattern: 10-16	Jul-13	9.41	291.63	0.55	17.12	0.00	0.00	17.33	526.88	0.00	0.06	1.475	1.852	
Pattern: 10-16	Aug-13	9.32	289.06	0.49	15.06	0.00	0.00	28.61	869.85	0.00	0.05	2.470	1.854	
Pattern: 10-16	Sep-13	9.25	277.49	0.43	12.96	0.00	0.00	26.15	794.89	0.00	0.05	2.286	1.855	
Pattern: 10-16	Oct-13	8.96	277.62	0.38	11.78	0.00	0.00	29.87	908.00	0.00	0.04	2.706	1.857	
Pattern: 10-16	Nov-13	8.54	256.20	0.38	11.51	0.00	0.00	27.34	831.22	0.00	0.04	2.593	1.859	
Pattern: 10-16	Dec-13	8.16	252.96	0.37	11.34	0.00	0.00	28.02	851.81	0.00	0.04	2.781	1.861	
			-----		-----		-----		-----					
			3349.97		150.39		472.33		128.50					Sum

Pattern: 10-17 Set: PIERSON UNIT

Pattern Name	Date	Oil Rate (CD) bbl/d	Monthly Oil Prod bbl	Water Rate (CD) bbl/d	Monthly Water Prod bbl	Gas Rate (CD) Mcf/d	Monthly Gas Prod Mcf	Water Inj Rate (CD) bbl/d	Monthly Water Inj bbl	Gas Oil Ratio cf/bbl	Water Oil Ratio bbl/bbl	Inst VRR	Cum VRR	
Pattern: 10-17	Jan-13	105.38	3266.80	83.24	2580.30	15.32	474.98	0.45	13.69	145.40	0.79	0.002	0.033	
Pattern: 10-17	Feb-13	73.58	2060.16	62.63	1753.68	21.54	603.00	0.02	0.68	292.69	0.85	0.000	0.033	
Pattern: 10-17	Mar-13	42.43	1315.25	44.48	1378.88	23.69	734.54	0.00	0.03	558.48	1.05	0.000	0.032	
Pattern: 10-17	Apr-13	46.29	1388.73	40.34	1210.24	19.60	587.99	0.12	3.60	423.40	0.87	0.001	0.032	
Pattern: 10-17	May-13	41.01	1271.41	39.16	1213.92	0.00	0.00	0.00	0.03	0.00	0.95	0.000	0.032	
Pattern: 10-17	Jun-13	34.42	1032.52	41.06	1231.72	0.00	0.00	0.38	11.66	0.00	1.19	0.005	0.031	
Pattern: 10-17	Jul-13	29.33	909.19	40.27	1248.43	0.00	0.00	1.31	39.78	0.00	1.37	0.017	0.031	
Pattern: 10-17	Aug-13	24.02	744.60	31.95	990.38	0.00	0.00	0.09	2.62	0.00	1.33	0.001	0.031	
Pattern: 10-17	Sep-13	13.65	409.64	23.31	699.33	0.00	0.00	0.05	1.50	0.00	1.71	0.001	0.031	
Pattern: 10-17	Oct-13	12.67	392.67	21.90	678.84	0.00	0.00	0.02	0.74	0.00	1.73	0.001	0.031	
Pattern: 10-17	Nov-13	15.37	461.09	22.52	675.57	0.00	0.00	0.06	1.75	0.00	1.47	0.001	0.031	
Pattern: 10-17	Dec-13	17.44	540.66	21.23	657.98	0.00	0.00			0.00	1.22		0.031	
			-----		-----		-----		-----					
			3792.71		4319.26		400.51		76.10					Sum

Pattern: 12-04 Set: PIERSON UNIT

Pattern Name	Date	Oil Rate (CD) bbl/d	Monthly Oil Prod bbl	Water Rate (CD) bbl/d	Monthly Water Prod bbl	Gas Rate (CD) Mcf/d	Monthly Gas Prod Mcf	Water Inj Rate (CD) bbl/d	Monthly Water Inj bbl	Gas Oil Ratio cf/bbl	Water Oil Ratio bbl/bbl	Inst VRR	Cum VRR	
Pattern: 12-04	Jan-13	1.52	47.17	0.27	8.33	0.80	24.72	17.44	530.15	524.03	0.18	8.385	1.049	
Pattern: 12-04	Feb-13	1.42	39.63	0.17	4.72	0.98	27.37	11.85	360.23	690.68	0.12	6.396	1.059	
Pattern: 12-04	Mar-13	1.43	44.34	0.15	4.56	1.00	30.90	15.01	456.44	696.85	0.10	8.119	1.072	
Pattern: 12-04	Apr-13	1.49	44.66	0.16	4.87	1.06	31.78	8.39	254.95	711.71	0.11	4.337	1.079	
Pattern: 12-04	May-13	1.13	34.94	0.16	4.89	0.00	0.00	10.75	326.94	0.00	0.14	7.175	1.089	
Pattern: 12-04	Jun-13	0.99	29.59	0.16	4.76	0.00	0.00	13.24	402.37	0.00	0.16	9.932	1.101	
Pattern: 12-04	Jul-13	4.29	133.11	1.08	33.62	0.00	0.00	17.41	529.31	0.00	0.25	2.811	1.112	
Pattern: 12-04	Aug-13	4.27	132.35	0.91	28.32	0.00	0.00	17.44	530.18	0.00	0.21	2.909	1.123	
Pattern: 12-04	Sep-13	4.12	123.45	0.77	22.99	0.00	0.00	12.56	381.81	0.00	0.19	2.218	1.129	
Pattern: 12-04	Oct-13	4.33	134.08	0.83	25.76	0.00	0.00	16.26	494.43	0.00	0.19	2.721	1.139	
Pattern: 12-04	Nov-13	4.49	134.55	0.92	27.74	0.00	0.00	14.54	441.92	0.00	0.21	2.321	1.147	
Pattern: 12-04	Dec-13	4.41	136.85	0.76	23.51	0.00	0.00	9.11	276.88	0.00	0.17	1.515	1.149	
			-----		-----		-----		-----					
			1034.74		194.07		114.77		985.60					Sum

Pattern: 12-08 Set: PIERSON UNIT

Pattern Name	Date	Oil Rate (CD) bbl/d	Monthly Oil Prod bbl	Water Rate (CD) bbl/d	Monthly Water Prod bbl	Gas Rate (CD) Mcf/d	Monthly Gas Prod Mcf	Water Inj Rate (CD) bbl/d	Monthly Water Inj bbl	Gas Oil Ratio cf/bbl	Water Oil Ratio bbl/bbl	Inst VRR	Cum VRR	
Pattern: 12-08	Jan-13	3.29	101.89	0.52	16.04	0.80	24.72	0.86	26.21	242.61	0.16	0.195	0.551	
Pattern: 12-08	Feb-13	3.17	88.69	0.42	11.64	0.88	24.72	0.20	6.15	278.74	0.13	0.048	0.550	
Pattern: 12-08	Mar-13	3.24	100.32	0.37	11.48	4.87	150.97	0.08	2.47	1504.85	0.11	0.019	0.549	
Pattern: 12-08	Apr-13	3.54	106.14	0.40	12.11	15.19	455.56	0.15	4.53	4292.04	0.11	0.032	0.548	
Pattern: 12-08	May-13	3.53	109.44	0.34	10.55	0.00	0.00	0.09	2.59	0.00	0.10	0.019	0.547	
Pattern: 12-08	Jun-13	3.28	98.51	0.34	10.24	0.00	0.00	0.49	14.91	0.00	0.10	0.115	0.546	
Pattern: 12-08	Jul-13	2.94	91.09	0.34	10.44	0.00	0.00	1.77	53.66	0.00	0.11	0.460	0.546	
Pattern: 12-08	Aug-13	2.62	81.33	0.30	9.25	0.00	0.00	0.20	6.14	0.00	0.11	0.059	0.545	
Pattern: 12-08	Sep-13	2.33	69.93	0.25	7.59	0.00	0.00	0.10	3.12	0.00	0.11	0.034	0.545	
Pattern: 12-08	Oct-13	2.33	72.33	0.33	10.08	0.00	0.00	0.15	4.50	0.00	0.14	0.048	0.544	
Pattern: 12-08	Nov-13	2.47	74.16	0.38	11.26	0.00	0.00	0.26	8.03	0.00	0.15	0.080	0.544	
Pattern: 12-08	Dec-13	1.83	56.80	0.37	11.62	0.00	0.00	0.29	8.91	0.00	0.20	0.115	0.543	
			-----		-----		-----		-----					
			1050.63		132.29		655.97		141.23					Sum

Pattern: 12-09 Set: PIERSON UNIT

Pattern Name	Date	Oil Rate (CD) bbl/d	Monthly Oil Prod bbl	Water Rate (CD) bbl/d	Monthly Water Prod bbl	Gas Rate (CD) Mcf/d	Monthly Gas Prod Mcf	Water Inj Rate (CD) bbl/d	Monthly Water Inj bbl	Gas Oil Ratio cf/bbl	Water Oil Ratio bbl/bbl	Inst VRR	Cum VRR	
Pattern: 12-09	Jan-13	19.64	608.70	1.97	61.17	4.02	124.48	32.30	981.83	204.51	0.10	1.275	0.758	
Pattern: 12-09	Feb-13	17.65	494.22	1.53	42.77	3.31	92.70	30.38	923.54	187.57	0.09	1.348	0.759	
Pattern: 12-09	Mar-13	18.21	564.51	1.39	43.09	7.26	225.13	29.85	907.57	398.81	0.08	1.295	0.760	
Pattern: 12-09	Apr-13	16.75	502.56	1.15	34.44	7.30	218.95	29.24	888.74	435.68	0.07	1.387	0.761	
Pattern: 12-09	May-13	18.93	586.68	1.34	41.51	0.00	0.00	28.46	865.26	0.00	0.07	1.193	0.762	
Pattern: 12-09	Jun-13	18.12	543.46	1.46	43.76	1.81	54.21	30.28	920.42	99.75	0.08	1.315	0.764	
Pattern: 12-09	Jul-13	18.89	585.53	1.45	45.08	3.36	104.09	23.29	708.09	177.77	0.08	0.973	0.764	
Pattern: 12-09	Aug-13	16.93	524.71	1.16	35.85	0.82	25.43	28.25	858.78	48.46	0.07	1.326	0.765	
Pattern: 12-09	Sep-13	15.95	478.50	0.96	28.76	1.18	35.40	27.64	840.11	73.99	0.06	1.386	0.766	
Pattern: 12-09	Oct-13	18.25	565.85	1.16	35.93	0.82	25.43	28.92	879.07	44.94	0.06	1.264	0.767	
Pattern: 12-09	Nov-13	18.45	553.60	1.13	33.89	1.00	29.93	27.55	837.57	54.06	0.06	1.193	0.768	
Pattern: 12-09	Dec-13	17.37	538.41	0.99	30.71	0.00	0.00	30.01	912.32	0.00	0.06	1.386	0.769	
			-----		-----		-----		-----					
			6546.71		476.96		935.75		523.32					Sum

Pattern: 12-16 Set: PIERSON UNIT

Pattern Name	Date	Oil Rate (CD) bbl/d	Monthly Oil Prod bbl	Water Rate (CD) bbl/d	Monthly Water Prod bbl	Gas Rate (CD) Mcf/d	Monthly Gas Prod Mcf	Water Inj Rate (CD) bbl/d	Monthly Water Inj bbl	Gas Oil Ratio cf/bbl	Water Oil Ratio bbl/bbl	Inst VRR	Cum VRR	
Pattern: 12-16	Jan-13	12.08	374.56	9.18	284.46	2.19	67.98	18.97	576.71	181.50	0.76	0.805	0.738	
Pattern: 12-16	Feb-13	13.19	369.21	11.38	318.74	5.49	153.62	11.47	348.62	416.07	0.86	0.424	0.737	
Pattern: 12-16	Mar-13	12.49	387.29	6.07	188.07	6.24	193.35	0.32	9.87	499.23	0.49	0.016	0.734	
Pattern: 12-16	Apr-13	11.66	349.87	4.91	147.34	7.77	233.08	3.11	94.59	666.18	0.42	0.166	0.732	
Pattern: 12-16	May-13	13.02	403.70	4.97	154.18	0.00	0.00	5.07	154.14	0.00	0.38	0.248	0.730	
Pattern: 12-16	Jun-13	12.38	371.27	5.07	152.13	0.00	0.00	1.37	41.72	0.00	0.41	0.069	0.727	
Pattern: 12-16	Jul-13	12.32	382.00	5.03	155.81	0.00	0.00	4.51	136.96	0.00	0.41	0.229	0.725	
Pattern: 12-16	Aug-13	11.74	363.94	4.22	130.75	0.00	0.00	1.40	42.56	0.00	0.36	0.077	0.723	
Pattern: 12-16	Sep-13	10.59	317.73	4.13	123.83	0.00	0.00	1.00	30.27	0.00	0.39	0.060	0.721	
Pattern: 12-16	Oct-13	10.63	329.43	5.04	156.13	0.00	0.00	0.56	16.96	0.00	0.47	0.032	0.719	
Pattern: 12-16	Nov-13	10.66	319.66	5.10	152.94	0.00	0.00	3.74	113.64	0.00	0.48	0.210	0.717	
Pattern: 12-16	Dec-13	9.82	304.41	5.35	165.83	0.00	0.00	3.48	105.69	0.00	0.54	0.204	0.715	
			-----		-----		-----		-----					
			4273.07		2130.20		648.02		671.73					Sum

Pattern: 12-17 Set: PIERSON UNIT

Pattern Name	Date	Oil Rate (CD) bbl/d	Monthly Oil Prod bbl	Water Rate (CD) bbl/d	Monthly Water Prod bbl	Gas Rate (CD) Mcf/d	Monthly Gas Prod Mcf	Water Inj Rate (CD) bbl/d	Monthly Water Inj bbl	Gas Oil Ratio cf/bbl	Water Oil Ratio bbl/bbl	Inst VRR	Cum VRR	
Pattern: 12-17	Jan-13	1.53	47.49	0.26	8.02	1.25	38.85	0.00	0.06	818.02	0.17	0.001	0.209	
Pattern: 12-17	Feb-13	1.44	40.41	0.21	5.82	1.07	30.02			742.79	0.14		0.208	
Pattern: 12-17	Mar-13	1.52	47.02	0.24	7.39	1.22	37.96			807.45	0.16		0.208	
Pattern: 12-17	Apr-13	1.49	44.81	0.26	7.86	3.41	102.41			2285.24	0.18		0.208	
Pattern: 12-17	May-13	1.49	46.21	0.23	7.03	0.00	0.00			0.00	0.15		0.208	
Pattern: 12-17	Jun-13	1.57	47.02	0.22	6.51	0.00	0.00	0.00	0.06	0.00	0.14	0.001	0.207	
Pattern: 12-17	Jul-13	1.64	50.71	0.24	7.52	0.00	0.00			0.00	0.15		0.207	
Pattern: 12-17	Aug-13	1.50	46.59	0.20	6.21	0.00	0.00			0.00	0.13		0.207	
Pattern: 12-17	Sep-13	1.58	47.36	0.22	6.53	0.00	0.00			0.00	0.14		0.207	
Pattern: 12-17	Oct-13	2.73	84.60	0.53	16.29	0.00	0.00			0.00	0.19		0.206	
Pattern: 12-17	Nov-13	2.87	86.23	0.58	17.44	0.00	0.00			0.00	0.20		0.206	
Pattern: 12-17	Dec-13	2.56	79.33	0.54	16.70	0.00	0.00			0.00	0.21		0.205	
			-----		-----		-----		-----					
			667.79		113.31		209.24		0.13					Sum

Pattern: 14-04 Set: PIERSON UNIT

Pattern Name	Date	Oil Rate (CD) bbl/d	Monthly Oil Prod bbl	Water Rate (CD) bbl/d	Monthly Water Prod bbl	Gas Rate (CD) Mcf/d	Monthly Gas Prod Mcf	Water Inj Rate (CD) bbl/d	Monthly Water Inj bbl	Gas Oil Ratio cf/bbl	Water Oil Ratio bbl/bbl	Inst VRR	Cum VRR	
Pattern: 14-04	Jan-13	9.36	290.12	0.89	27.68	2.08	64.45	10.05	305.63	222.15	0.10	0.836	0.641	
Pattern: 14-04	Feb-13	8.88	248.76	0.61	16.98	2.30	64.45	16.56	503.29	259.08	0.07	1.481	0.643	
Pattern: 14-04	Mar-13	8.99	278.64	0.55	17.14	3.76	116.54	9.84	299.15	418.24	0.06	0.875	0.643	
Pattern: 14-04	Apr-13	8.31	249.23	0.51	15.41	4.27	128.02	4.61	140.22	513.64	0.06	0.444	0.643	
Pattern: 14-04	May-13	7.84	242.96	0.49	15.16	0.00	0.00	7.50	228.06	0.00	0.06	0.764	0.643	
Pattern: 14-04	Jun-13	7.98	239.50	0.50	15.08	3.89	116.63	7.07	214.95	486.96	0.06	0.707	0.643	
Pattern: 14-04	Jul-13	9.02	279.47	0.85	26.23	7.22	223.72	3.86	117.19	800.50	0.09	0.333	0.642	
Pattern: 14-04	Aug-13	8.27	256.22	0.66	20.52	1.77	54.74	7.45	226.58	213.64	0.08	0.710	0.642	
Pattern: 14-04	Sep-13	8.31	249.17	0.49	14.81	3.97	119.01	7.30	222.03	477.63	0.06	0.704	0.643	
Pattern: 14-04	Oct-13	8.88	275.13	0.49	15.19	1.77	54.74	7.45	226.55	198.95	0.06	0.674	0.643	
Pattern: 14-04	Nov-13	8.95	268.64	0.54	16.26	0.81	24.37	7.46	226.90	90.71	0.06	0.667	0.643	
Pattern: 14-04	Dec-13	10.38	321.72	0.66	20.54	0.00	0.00	6.64	201.85	0.00	0.06	0.510	0.642	
			-----		-----		-----		-----					
			3199.56		220.99		966.65		912.42					Sum

Pattern: 14-08 Set: PIERSON UNIT

Pattern Name	Date	Oil Rate (CD) bbl/d	Monthly Oil Prod bbl	Water Rate (CD) bbl/d	Monthly Water Prod bbl	Gas Rate (CD) Mcf/d	Monthly Gas Prod Mcf	Water Inj Rate (CD) bbl/d	Monthly Water Inj bbl	Gas Oil Ratio cf/bbl	Water Oil Ratio bbl/bbl	Inst VRR	Cum VRR	
Pattern: 14-08	Jan-13	5.93	183.98	0.78	24.06	2.53	78.58	7.47	226.98	427.09	0.13	0.953	0.605	
Pattern: 14-08	Feb-13	4.98	139.32	0.59	16.51	2.11	59.15	0.40	12.29	424.58	0.12	0.062	0.604	
Pattern: 14-08	Mar-13	4.33	134.29	0.51	15.88	1.59	49.44	0.05	1.54	368.17	0.12	0.009	0.603	
Pattern: 14-08	Apr-13	4.73	141.99	0.49	14.78	3.91	117.42	0.41	12.49	826.95	0.10	0.067	0.602	
Pattern: 14-08	May-13	4.94	153.22	0.44	13.60	0.00	0.00			0.00	0.09		0.601	
Pattern: 14-08	Jun-13	4.56	136.77	0.43	12.89	0.00	0.00	0.70	21.42	0.00	0.09	0.120	0.600	
Pattern: 14-08	Jul-13	4.09	126.91	0.40	12.55	0.00	0.00	2.01	61.06	0.00	0.10	0.381	0.600	
Pattern: 14-08	Aug-13	3.75	116.13	0.34	10.58	0.00	0.00	0.27	8.23	0.00	0.09	0.056	0.599	
Pattern: 14-08	Sep-13	3.91	117.23	0.32	9.72	0.00	0.00	0.07	2.23	0.00	0.08	0.015	0.598	
Pattern: 14-08	Oct-13	4.54	140.70	0.43	13.27	0.00	0.00	0.01	0.37	0.00	0.09	0.002	0.597	
Pattern: 14-08	Nov-13	4.78	143.28	0.48	14.44	0.00	0.00	0.14	4.33	0.00	0.10	0.023	0.596	
Pattern: 14-08	Dec-13	4.25	131.77	0.48	14.86	0.00	0.00	0.22	6.75	0.00	0.11	0.040	0.595	
			-----		-----		-----		-----					
			1665.59		173.14		304.59		357.71					Sum

Pattern: 14-09 Set: PIERSON UNIT

Pattern Name	Date	Oil Rate (CD) bbl/d	Monthly Oil Prod bbl	Water Rate (CD) bbl/d	Monthly Water Prod bbl	Gas Rate (CD) Mcf/d	Monthly Gas Prod Mcf	Water Inj Rate (CD) bbl/d	Monthly Water Inj bbl	Gas Oil Ratio cf/bbl	Water Oil Ratio bbl/bbl	Inst VRR	Cum VRR	
Pattern: 14-09	Jan-13	30.18	935.61	6.76	209.61	11.96	370.80	49.63	508.83	396.32	0.22	1.163	0.668	
Pattern: 14-09	Feb-13	27.54	771.13	5.07	141.99	5.68	158.92	45.76	390.99	206.08	0.18	1.209	0.668	
Pattern: 14-09	Mar-13	27.92	865.48	4.53	140.58	8.69	269.27	39.86	211.78	311.13	0.16	1.056	0.669	
Pattern: 14-09	Apr-13	27.04	811.07	4.99	149.70	13.86	415.83	36.78	118.01	512.69	0.18	0.990	0.669	
Pattern: 14-09	May-13	27.98	867.47	6.46	200.17	0.00	0.00	38.50	170.48	0.00	0.23	0.968	0.669	
Pattern: 14-09	Jun-13	27.14	814.26	6.67	200.03	1.67	50.24	30.97	941.39	61.69	0.25	0.795	0.670	
Pattern: 14-09	Jul-13	27.86	863.81	7.34	227.41	3.11	96.50	29.02	882.06	111.71	0.26	0.717	0.670	
Pattern: 14-09	Aug-13	27.50	852.39	6.57	203.82	0.76	23.57	30.72	933.88	27.65	0.24	0.782	0.670	
Pattern: 14-09	Sep-13	26.20	785.96	5.61	168.43	1.04	31.34	25.21	766.37	39.88	0.21	0.685	0.670	
Pattern: 14-09	Oct-13	28.61	886.77	6.34	196.49	0.76	23.57	27.97	850.33	26.58	0.22	0.693	0.670	
Pattern: 14-09	Nov-13	29.48	884.41	6.96	208.81	0.92	27.72	25.93	788.19	31.35	0.24	0.617	0.670	
Pattern: 14-09	Dec-13	28.46	882.19	7.29	226.12	0.00	0.00	24.57	746.95	0.00	0.26	0.597	0.670	
			-----		-----		-----		-----					
			0220.56		2273.15		467.77		309.26					Sum

Pattern: 14-16 Set: PIERSON UNIT

Pattern Name	Date	Oil Rate (CD) bbl/d	Monthly Oil Prod bbl	Water Rate (CD) bbl/d	Monthly Water Prod bbl	Gas Rate (CD) Mcf/d	Monthly Gas Prod Mcf	Water Inj Rate (CD) bbl/d	Monthly Water Inj bbl	Gas Oil Ratio cf/bbl	Water Oil Ratio bbl/bbl	Inst VRR	Cum VRR	
Pattern: 14-16	Jan-13	15.24	472.36	11.87	367.95	4.70	145.67	9.53	289.59	308.39	0.78	0.318	0.202	
Pattern: 14-16	Feb-13	15.04	421.26	9.33	261.34	6.84	191.58	3.08	93.76	454.78	0.62	0.113	0.202	
Pattern: 14-16	Mar-13	14.86	460.73	8.33	258.20	6.35	196.88			427.32	0.56		0.201	
Pattern: 14-16	Apr-13	14.79	443.59	9.08	272.51	9.03	271.04	0.01	0.32	611.02	0.61	0.000	0.200	
Pattern: 14-16	May-13	16.30	505.35	9.25	286.61	0.00	0.00			0.00	0.57		0.200	
Pattern: 14-16	Jun-13	15.72	471.52	9.40	282.07	0.00	0.00	0.69	21.03	0.00	0.60	0.025	0.199	
Pattern: 14-16	Jul-13	15.52	481.12	9.51	294.96	0.00	0.00	2.39	72.78	0.00	0.61	0.086	0.199	
Pattern: 14-16	Aug-13	15.48	479.96	8.84	274.19	0.00	0.00	1.08	32.97	0.00	0.57	0.040	0.198	
Pattern: 14-16	Sep-13	18.33	549.79	11.23	337.04	0.00	0.00	1.16	35.31	0.00	0.61	0.035	0.197	
Pattern: 14-16	Oct-13	18.53	574.43	12.41	384.57	0.00	0.00	0.55	16.84	0.00	0.67	0.016	0.197	
Pattern: 14-16	Nov-13	18.21	546.25	13.54	406.13	0.00	0.00	2.00	60.87	0.00	0.74	0.057	0.196	
Pattern: 14-16	Dec-13	17.32	536.91	13.36	414.22	0.00	0.00	0.11	3.30	0.00	0.77	0.003	0.195	
			-----		-----		-----		-----					
			5943.29		3839.79		805.17		626.77					Sum

Pattern: 16-04 Set: PIERSON UNIT

Pattern Name	Date	Oil Rate (CD) bbl/d	Monthly Oil Prod bbl	Water Rate (CD) bbl/d	Monthly Water Prod bbl	Gas Rate (CD) Mcf/d	Monthly Gas Prod Mcf	Water Inj Rate (CD) bbl/d	Monthly Water Inj bbl	Gas Oil Ratio cf/bbl	Water Oil Ratio bbl/bbl	Inst VRR	Cum VRR	
Pattern: 16-04	Jan-13	4.16	128.94	0.32	10.06	1.25	38.85	0.73	22.21	301.27	0.08	0.138	0.612	
Pattern: 16-04	Feb-13	3.58	100.32	0.24	6.76	0.00	0.00	0.00	0.14	0.00	0.07	0.001	0.611	
Pattern: 16-04	Mar-13	3.70	114.63	0.22	6.76	2.39	74.16			646.95	0.06		0.609	
Pattern: 16-04	Apr-13	3.33	99.85	0.16	4.87	1.59	47.67	1.34	40.79	477.46	0.05	0.325	0.609	
Pattern: 16-04	May-13	3.14	97.27	0.19	5.80	0.00	0.00	3.61	109.67	0.00	0.06	0.920	0.609	
Pattern: 16-04	Jun-13	2.79	83.72	0.18	5.49	0.00	0.00	0.00	0.06	0.00	0.07	0.001	0.608	
Pattern: 16-04	Jul-13	2.04	63.28	0.16	4.92	0.00	0.00			0.00	0.08		0.607	
Pattern: 16-04	Aug-13	1.98	61.44	0.12	3.81	0.00	0.00			0.00	0.06		0.607	
Pattern: 16-04	Sep-13	2.65	79.39	0.09	2.59	0.00	0.00	0.45	13.83	0.00	0.03	0.141	0.606	
Pattern: 16-04	Oct-13	3.21	99.46	0.10	2.97	0.00	0.00			0.00	0.03		0.605	
Pattern: 16-04	Nov-13	3.69	110.72	0.09	2.64	0.00	0.00			0.00	0.02		0.603	
Pattern: 16-04	Dec-13	3.62	112.21	0.05	1.40	0.00	0.00	0.02	0.62	0.00	0.01	0.005	0.602	
			-----		-----		-----		-----					
			1151.22		58.09		160.68		187.31					Sum

Pattern: 16-05 Set: PIERSON UNIT

Pattern Name	Date	Oil Rate (CD) bbl/d	Monthly Oil Prod bbl	Water Rate (CD) bbl/d	Monthly Water Prod bbl	Gas Rate (CD) Mcf/d	Monthly Gas Prod Mcf	Water Inj Rate (CD) bbl/d	Monthly Water Inj bbl	Gas Oil Ratio cf/bbl	Water Oil Ratio bbl/bbl	Inst VRR	Cum VRR	
Pattern: 16-05	Jan-13	1.80	55.66	0.02	0.63	0.54	16.77	14.46	439.47	301.35	0.01	6.702	1.028	
Pattern: 16-05	Feb-13	1.69	47.33	0.02	0.47	0.54	15.01	37.36	135.86	317.10	0.01	18.420	1.032	
Pattern: 16-05	Mar-13	1.71	52.99	0.01	0.31	1.00	30.90	28.86	877.41	583.12	0.01	14.118	1.035	
Pattern: 16-05	Apr-13	2.22	66.67	0.07	2.04	0.94	28.25	12.32	374.45	423.74	0.03	4.541	1.037	
Pattern: 16-05	May-13	2.08	64.58	0.09	2.67	0.00	0.00	22.66	688.94	0.00	0.04	8.834	1.039	
Pattern: 16-05	Jun-13	1.68	50.30	0.07	2.04	0.00	0.00	13.99	425.19	0.00	0.04	6.778	1.041	
Pattern: 16-05	Jul-13	4.85	150.23	0.98	30.47	0.00	0.00	7.40	225.01	0.00	0.20	1.097	1.041	
Pattern: 16-05	Aug-13	4.81	149.26	0.87	27.06	0.00	0.00	16.83	511.55	0.00	0.18	2.549	1.042	
Pattern: 16-05	Sep-13	4.59	137.67	0.74	22.34	0.00	0.00	16.96	515.73	0.00	0.16	2.734	1.044	
Pattern: 16-05	Oct-13	5.07	157.25	0.79	24.39	0.00	0.00	21.66	658.35	0.00	0.16	3.174	1.045	
Pattern: 16-05	Nov-13	4.88	146.30	0.85	25.65	0.00	0.00	18.17	552.31	0.00	0.18	2.729	1.047	
Pattern: 16-05	Dec-13	5.00	155.14	0.68	21.13	0.00	0.00	20.46	622.11	0.00	0.14	3.083	1.049	
			-----		-----		-----		-----					
			1233.38		159.23		90.94		026.38					Sum

Pattern: 16-08 Set: PIERSON UNIT

Pattern Name	Date	Oil Rate (CD) bbl/d	Monthly Oil Prod bbl	Water Rate (CD) bbl/d	Monthly Water Prod bbl	Gas Rate (CD) Mcf/d	Monthly Gas Prod Mcf	Water Inj Rate (CD) bbl/d	Monthly Water Inj bbl	Gas Oil Ratio cf/bbl	Water Oil Ratio bbl/bbl	Inst VRR	Cum VRR	
Pattern: 16-08	Jan-13	18.42	571.05	4.29	132.94	4.15	128.55	23.07	701.31	225.10	0.23	0.880	0.523	
Pattern: 16-08	Feb-13	17.20	481.55	5.50	153.88	4.53	126.96	24.43	742.71	263.64	0.32	0.941	0.524	
Pattern: 16-08	Mar-13	17.74	549.79	4.27	132.34	7.27	225.31	19.03	578.56	409.81	0.24	0.750	0.524	
Pattern: 16-08	Apr-13	16.62	498.69	2.77	82.99	7.83	234.84	18.14	551.32	470.92	0.17	0.804	0.525	
Pattern: 16-08	May-13	18.30	567.27	2.64	81.70	0.00	0.00	18.48	561.82	0.00	0.14	0.757	0.525	
Pattern: 16-08	Jun-13	15.95	478.58	1.80	53.88	0.60	18.10	19.64	597.05	37.82	0.11	0.945	0.526	
Pattern: 16-08	Jul-13	17.57	544.57	2.67	82.70	1.12	34.70	14.74	447.96	63.71	0.15	0.625	0.527	
Pattern: 16-08	Aug-13	14.42	446.93	2.27	70.35	0.27	8.48	19.43	590.59	18.96	0.16	1.000	0.528	
Pattern: 16-08	Sep-13	13.86	415.91	1.97	59.00	0.62	18.45	18.57	564.45	44.37	0.14	1.006	0.528	
Pattern: 16-08	Oct-13	14.71	456.02	1.54	47.81	0.27	8.48	19.60	595.84	18.59	0.10	1.029	0.529	
Pattern: 16-08	Nov-13	15.05	451.42	1.54	46.19	0.33	9.98	18.36	558.05	22.10	0.10	0.944	0.530	
Pattern: 16-08	Dec-13	14.51	449.68	1.61	49.85	0.00	0.00	28.20	857.36	0.00	0.11	1.495	0.532	
			-----		-----		-----		-----					
			5911.45		993.63		813.83		347.03					Sum

Pattern: 16-09 Set: PIERSON UNIT

Pattern Name	Date	Oil Rate (CD) bbl/d	Monthly Oil Prod bbl	Water Rate (CD) bbl/d	Monthly Water Prod bbl	Gas Rate (CD) Mcf/d	Monthly Gas Prod Mcf	Water Inj Rate (CD) bbl/d	Monthly Water Inj bbl	Gas Oil Ratio cf/bbl	Water Oil Ratio bbl/bbl	Inst VRR	Cum VRR	
Pattern: 16-09	Jan-13	10.07	312.13	0.36	11.16	0.28	8.83	36.65	114.26	28.29	0.04	2.970	1.319	
Pattern: 16-09	Feb-13	8.92	249.71	0.26	7.39	0.28	7.95	35.48	078.60	31.82	0.03	3.262	1.321	
Pattern: 16-09	Mar-13	9.26	287.13	0.25	7.86	2.05	63.57	29.83	906.71	221.39	0.03	2.645	1.322	
Pattern: 16-09	Apr-13	10.24	307.26	0.09	2.67	1.74	52.09	27.77	844.19	169.53	0.01	2.262	1.323	
Pattern: 16-09	May-13	11.28	349.65	0.27	8.46	0.00	0.00	27.83	846.01	0.00	0.02	2.032	1.324	
Pattern: 16-09	Jun-13	9.99	299.69	0.22	6.67	0.87	26.13	30.76	934.99	87.20	0.02	2.540	1.326	
Pattern: 16-09	Jul-13	9.91	307.19	0.21	6.62	1.62	50.24	18.55	564.04	163.53	0.02	1.545	1.326	
Pattern: 16-09	Aug-13	9.71	301.16	0.20	6.24	0.40	12.27	33.37	014.49	40.75	0.02	2.837	1.328	
Pattern: 16-09	Sep-13	8.87	266.06	0.13	3.95	0.89	26.66	25.74	782.62	100.21	0.01	2.409	1.329	
Pattern: 16-09	Oct-13	9.73	301.52	0.13	4.18	0.40	12.27	28.73	873.46	40.70	0.01	2.454	1.330	
Pattern: 16-09	Nov-13	9.62	288.48	0.13	3.99	0.48	14.39	22.57	686.19	49.88	0.01	1.950	1.331	
Pattern: 16-09	Dec-13	9.37	290.51	0.15	4.61	0.00	0.00	19.65	597.47	0.00	0.02	1.739	1.332	
			-----		-----		-----		-----					
			3560.49		73.81		274.39		243.03					Sum

Pattern: 16-17 Set: PIERSON UNIT

Pattern Name	Date	Oil Rate (CD) bbl/d	Monthly Oil Prod bbl	Water Rate (CD) bbl/d	Monthly Water Prod bbl	Gas Rate (CD) Mcf/d	Monthly Gas Prod Mcf	Water Inj Rate (CD) bbl/d	Monthly Water Inj bbl	Gas Oil Ratio cf/bbl	Water Oil Ratio bbl/bbl	Inst VRR	Cum VRR	
Pattern: 16-17	Jan-13	7.31	226.46	10.87	337.04	1.40	43.26	0.00	0.12	191.03	1.49	0.000	0.054	
Pattern: 16-17	Feb-13	7.12	199.48	12.62	353.41	2.33	65.33			327.51	1.77		0.054	
Pattern: 16-17	Mar-13	4.15	128.67	6.41	198.76	2.56	79.46			617.52	1.54		0.053	
Pattern: 16-17	Apr-13	3.48	104.51	5.25	157.48	3.00	90.05	0.02	0.73	861.70	1.51	0.003	0.053	
Pattern: 16-17	May-13	2.76	85.71	4.64	143.72	0.00	0.00			0.00	1.68		0.053	
Pattern: 16-17	Jun-13	3.50	105.09	5.19	155.78	0.00	0.00	0.26	8.00	0.00	1.48	0.028	0.053	
Pattern: 16-17	Jul-13	3.71	115.06	5.42	168.00	0.00	0.00	0.19	5.74	0.00	1.46	0.019	0.053	
Pattern: 16-17	Aug-13	3.42	106.12	4.48	138.94	0.00	0.00	0.01	0.25	0.00	1.31	0.001	0.052	
Pattern: 16-17	Sep-13	3.29	98.80	4.36	130.92	0.00	0.00			0.00	1.33		0.052	
Pattern: 16-17	Oct-13	3.56	110.34	5.32	164.98	0.00	0.00	0.01	0.37	0.00	1.50	0.001	0.052	
Pattern: 16-17	Nov-13	3.53	105.95	5.43	162.80	0.00	0.00	0.01	0.19	0.00	1.54	0.001	0.052	
Pattern: 16-17	Dec-13	3.27	101.41	5.70	176.65	0.00	0.00			0.00	1.74		0.051	
			-----		-----		-----		-----					
			1487.60		2288.48		278.10		15.40					Sum

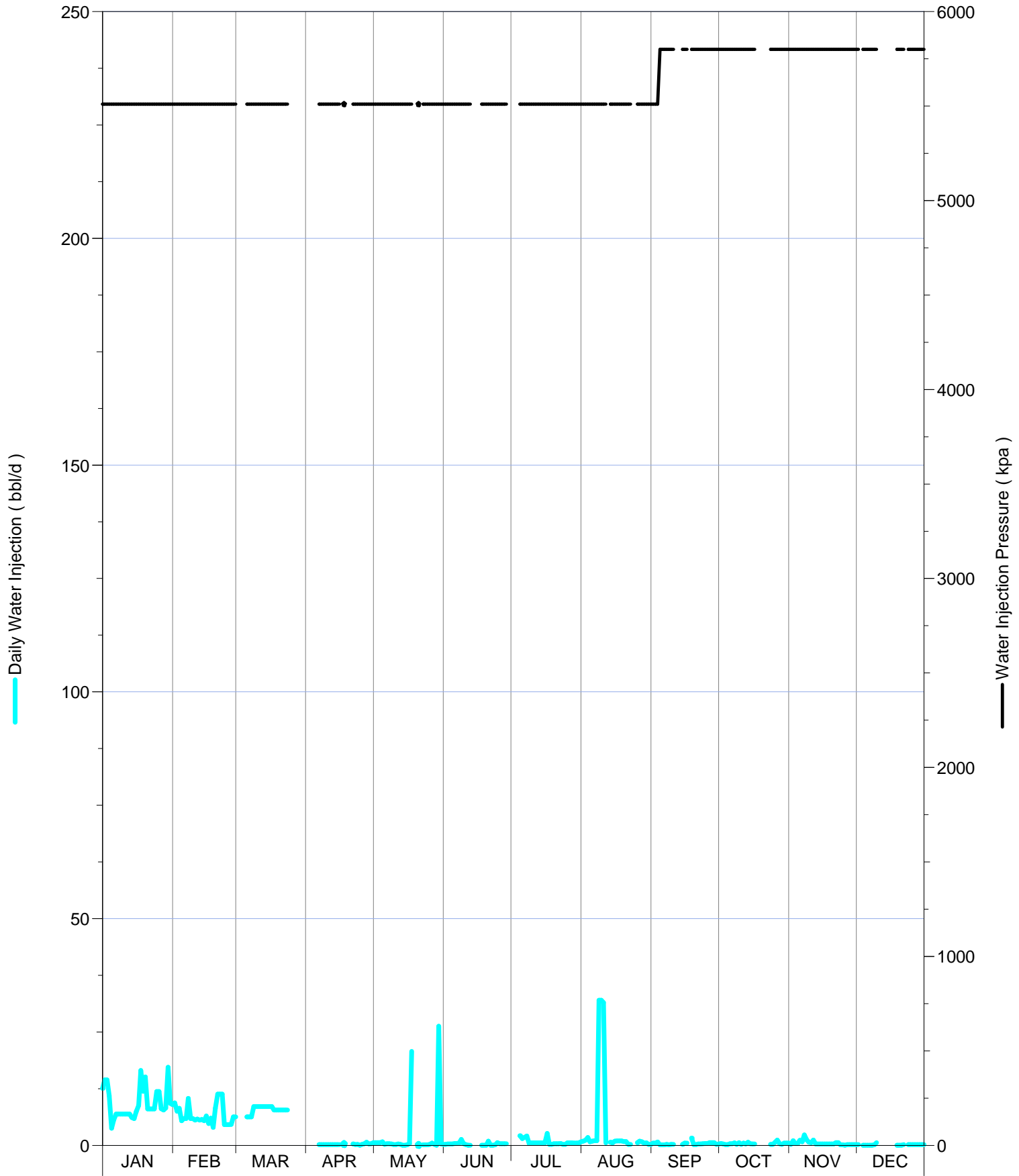
Pattern: 16-18 Set: PIERSON UNIT

Pattern Name	Date	Oil Rate (CD) bbl/d	Monthly Oil Prod bbl	Water Rate (CD) bbl/d	Monthly Water Prod bbl	Gas Rate (CD) Mcf/d	Monthly Gas Prod Mcf	Water Inj Rate (CD) bbl/d	Monthly Water Inj bbl	Gas Oil Ratio cf/bbl	Water Oil Ratio bbl/bbl	Inst VRR	Cum VRR	
Pattern: 16-18	Jan-13							0.02	0.62				7.152	
			----		----		----		----					
			0.00		0.00		0.00		0.62					Sum

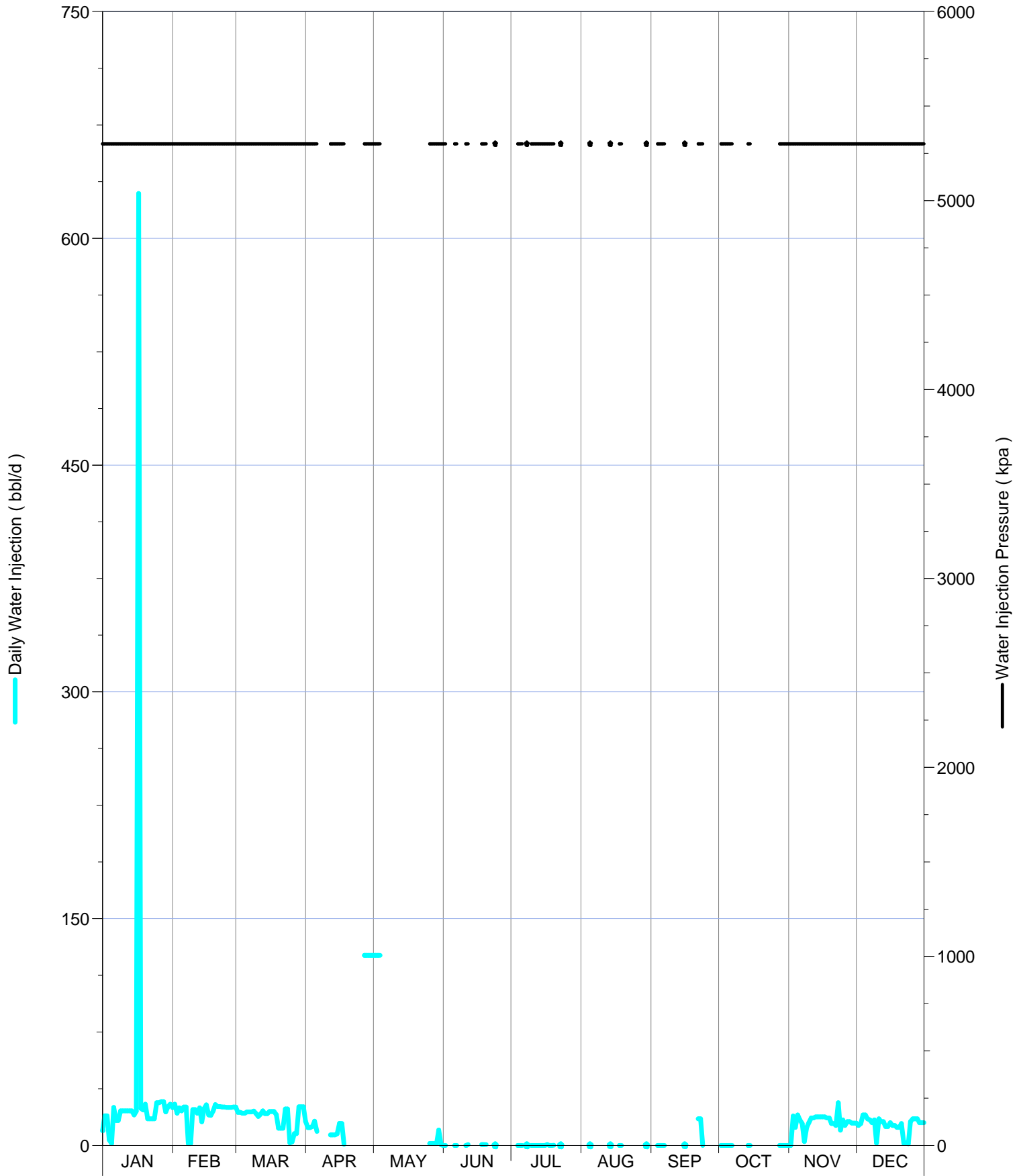
Pattern: 14-17 Set: PIERSON UNIT

Pattern Name	Date	Oil Rate (CD) bbl/d	Monthly Oil Prod bbl	Water Rate (CD) bbl/d	Monthly Water Prod bbl	Gas Rate (CD) Mcf/d	Monthly Gas Prod Mcf	Water Inj Rate (CD) bbl/d	Monthly Water Inj bbl	Gas Oil Ratio cf/bbl	Water Oil Ratio bbl/bbl	Inst VRR	Cum VRR	
Pattern: 14-17	Jan-13	7.36	228.04	2.58	79.94	1.34	41.49	669.36	348.46	181.96	0.35	59.065	19.905	
Pattern: 14-17	Feb-13	6.09	170.55	2.04	57.16	0.85	23.84	721.55	935.22	139.77	0.34	77.673	20.090	
Pattern: 14-17	Mar-13	4.11	127.42	1.08	33.49	0.57	17.66	711.60	632.65	138.58	0.26	19.165	20.314	
Pattern: 14-17	Apr-13	4.21	126.36	1.06	31.84	0.65	19.42	692.11	040.12	153.71	0.25	13.950	20.522	
Pattern: 14-17	May-13	3.06	94.98	0.47	14.70	0.00	0.00	697.30	197.92	0.00	0.15	69.242	20.753	
Pattern: 14-17	Jun-13	3.50	105.02	0.99	29.75	0.00	0.00	653.40	863.42	0.00	0.28	26.686	20.952	
Pattern: 14-17	Jul-13	3.74	115.89	1.23	38.07	0.00	0.00	376.55	447.01	0.00	0.33	66.332	21.049	
Pattern: 14-17	Aug-13	3.51	108.91	0.95	29.45	0.00	0.00	621.26	886.44	0.00	0.27	21.087	21.242	
Pattern: 14-17	Sep-13	3.42	102.68	0.82	24.62	0.00	0.00	635.53	320.06	0.00	0.24	29.863	21.434	
Pattern: 14-17	Oct-13	4.25	131.68	1.04	32.17	0.00	0.00	664.05	186.98	0.00	0.24	08.994	21.634	
Pattern: 14-17	Nov-13	4.54	136.19	1.15	34.37	0.00	0.00	641.11	489.73	0.00	0.25	97.909	21.814	
Pattern: 14-17	Dec-13	4.31	133.64	1.18	36.48	0.00	0.00	767.78	340.59	0.00	0.27	21.736	22.048	
			-----		-----		-----		-----					
			1581.35		442.06		102.41		688.60					Sum

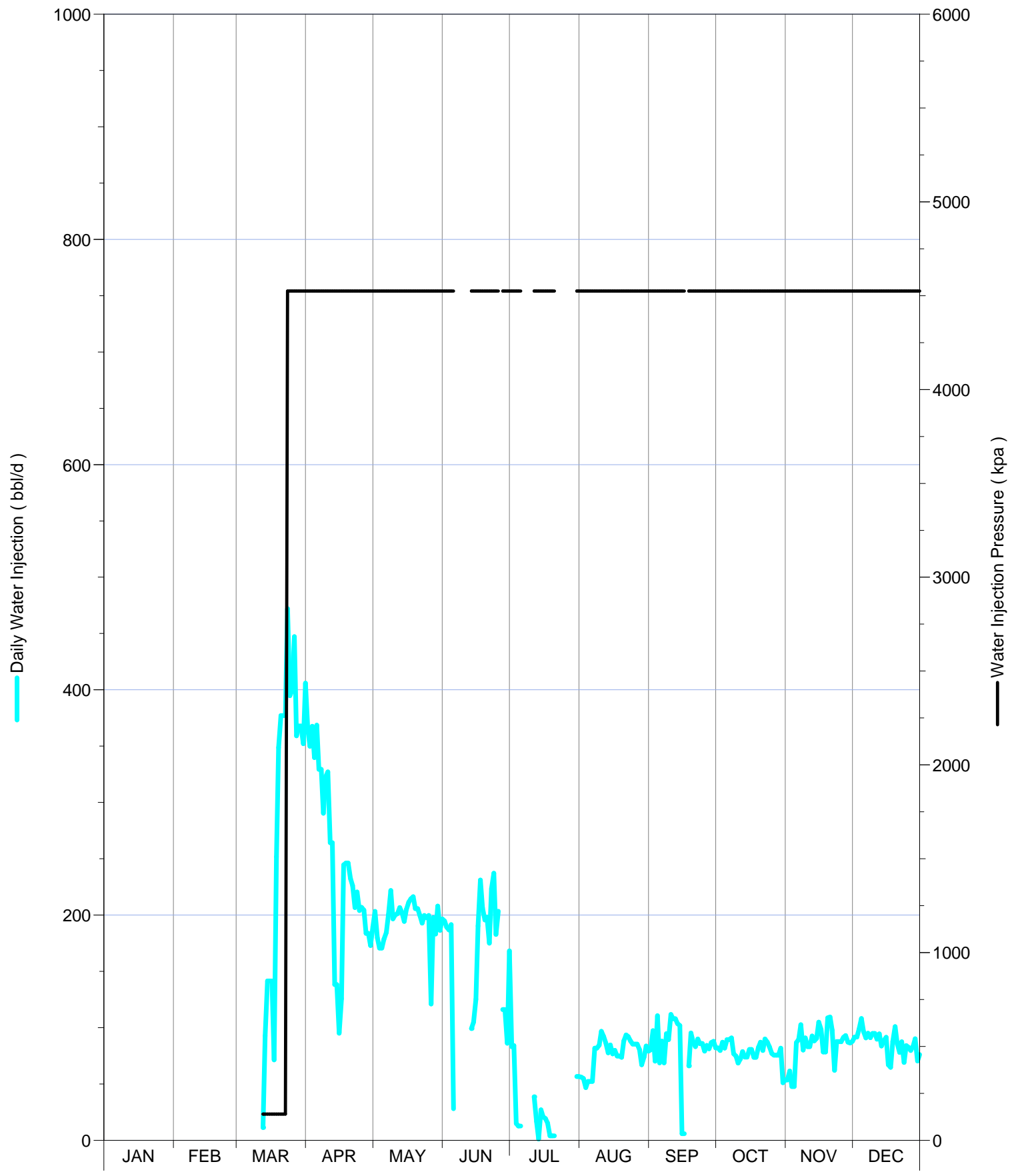
Daily Injection Rate and Pressure for: 00/02-08-002-29W1/0



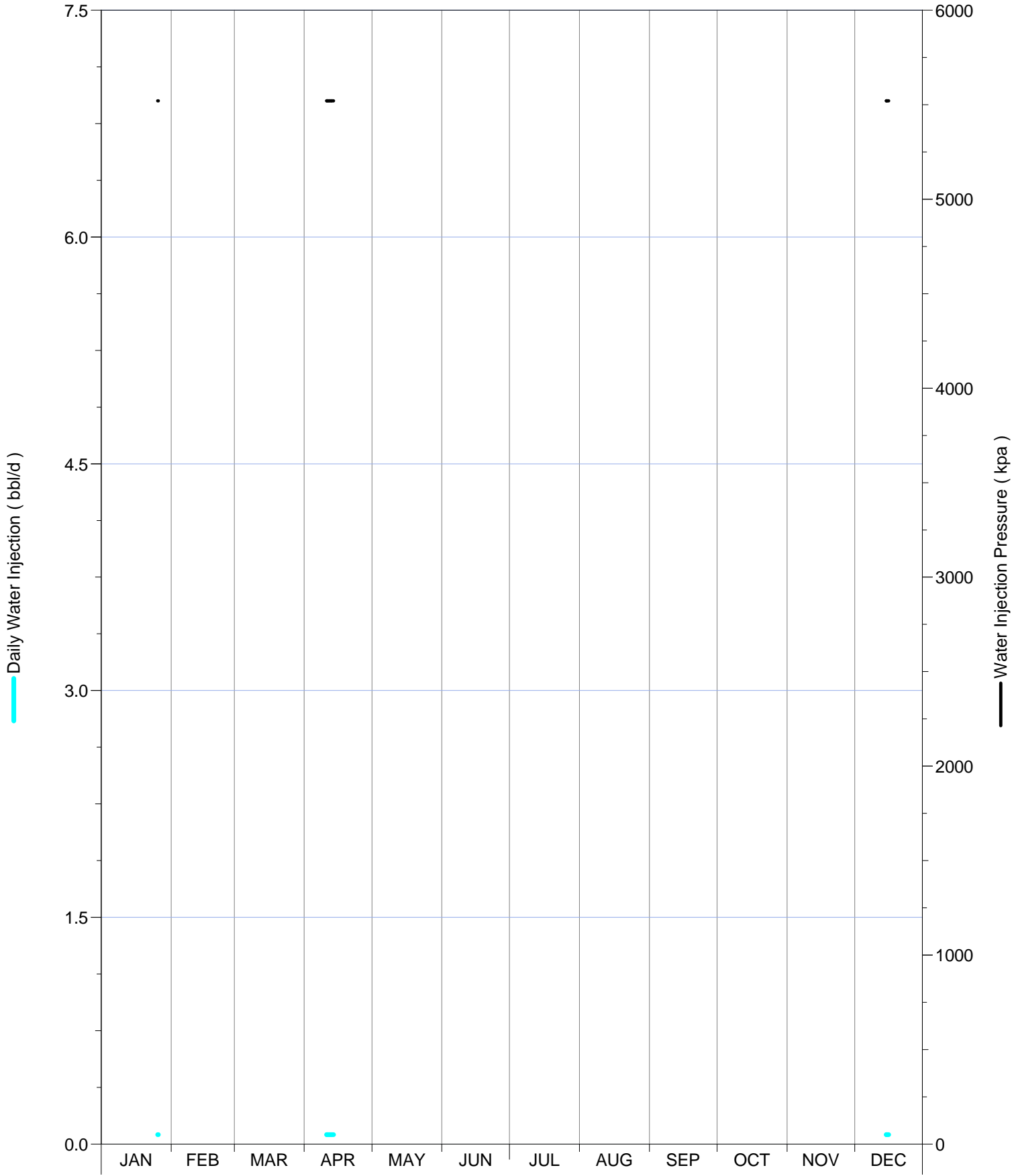
Daily Injection Rate and Pressure for: 00/02-09-002-29W1/0



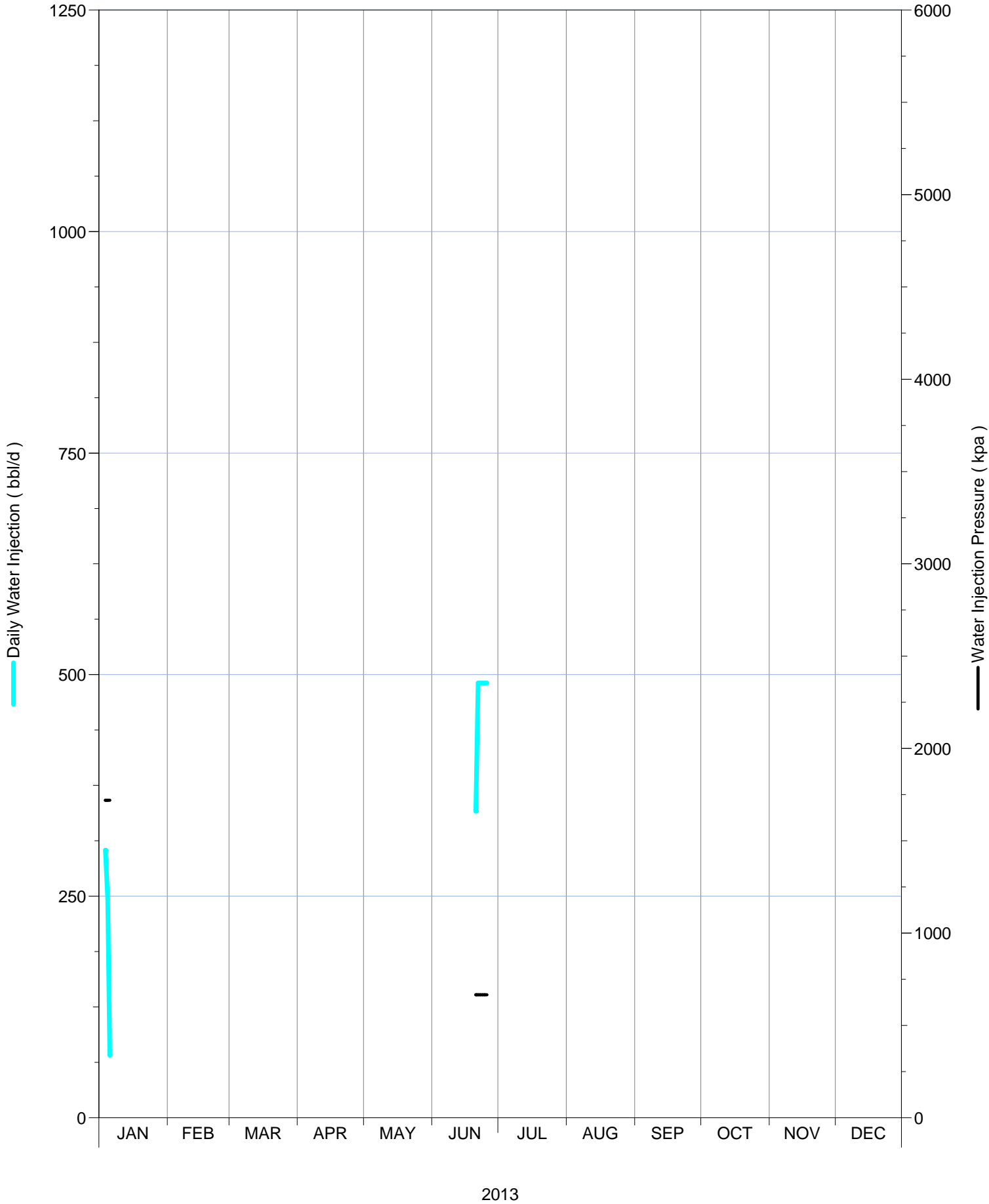
Daily Injection Rate and Pressure for: 00/02-16-002-29W1/0



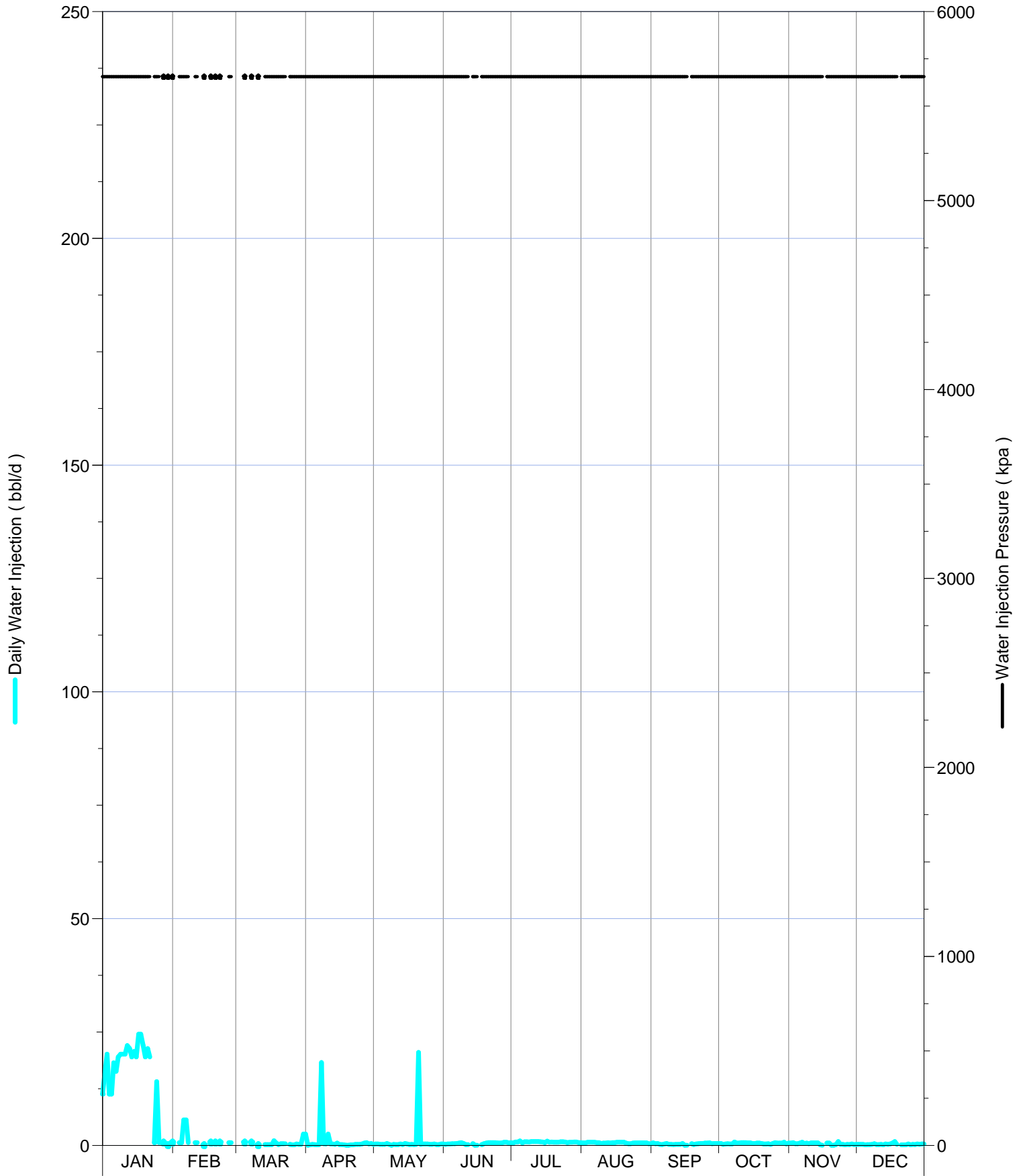
Daily Injection Rate and Pressure for: 00/02-17-002-29W1/0



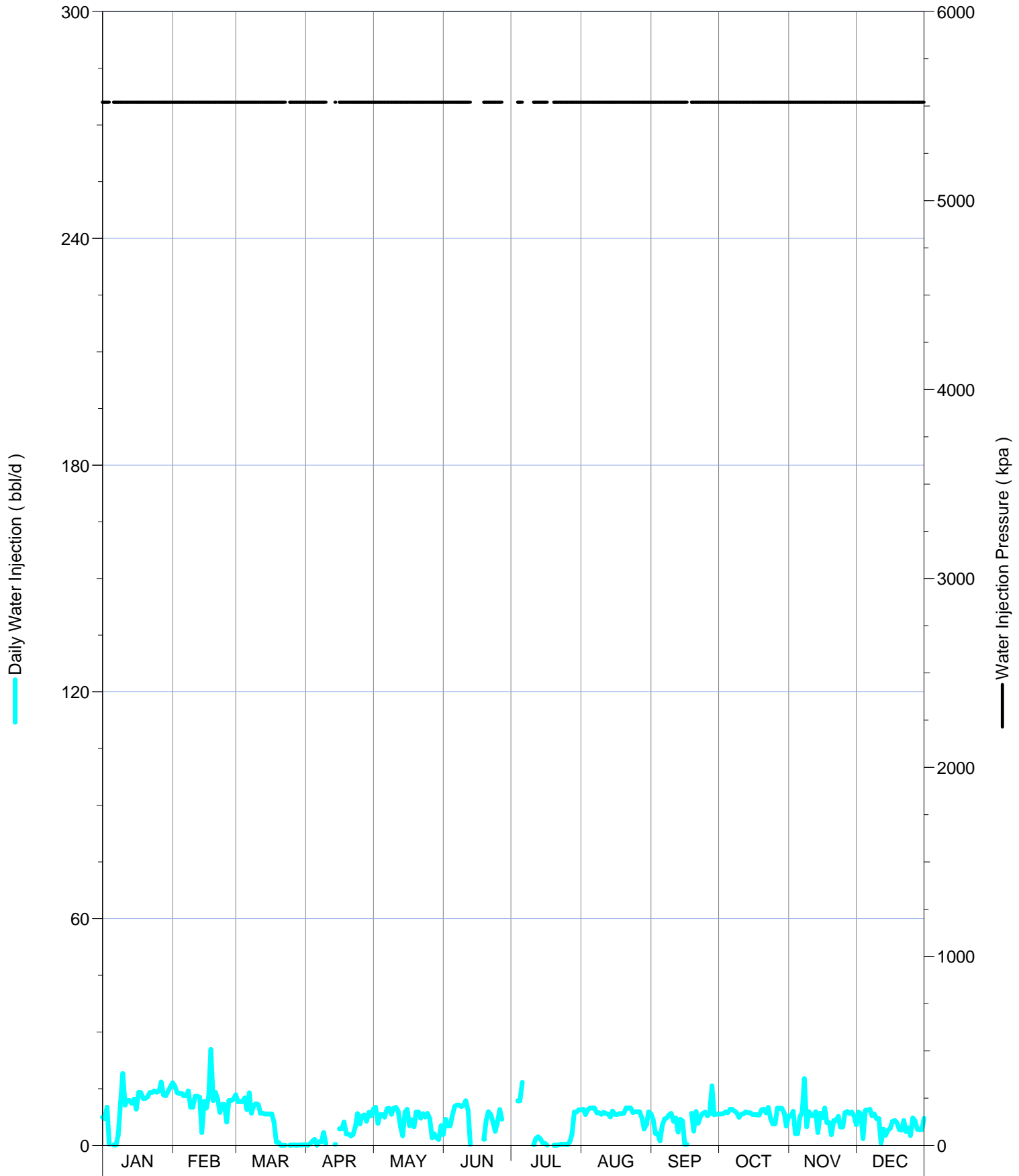
Daily Injection Rate and Pressure for: 00/04-09-002-29W1/0



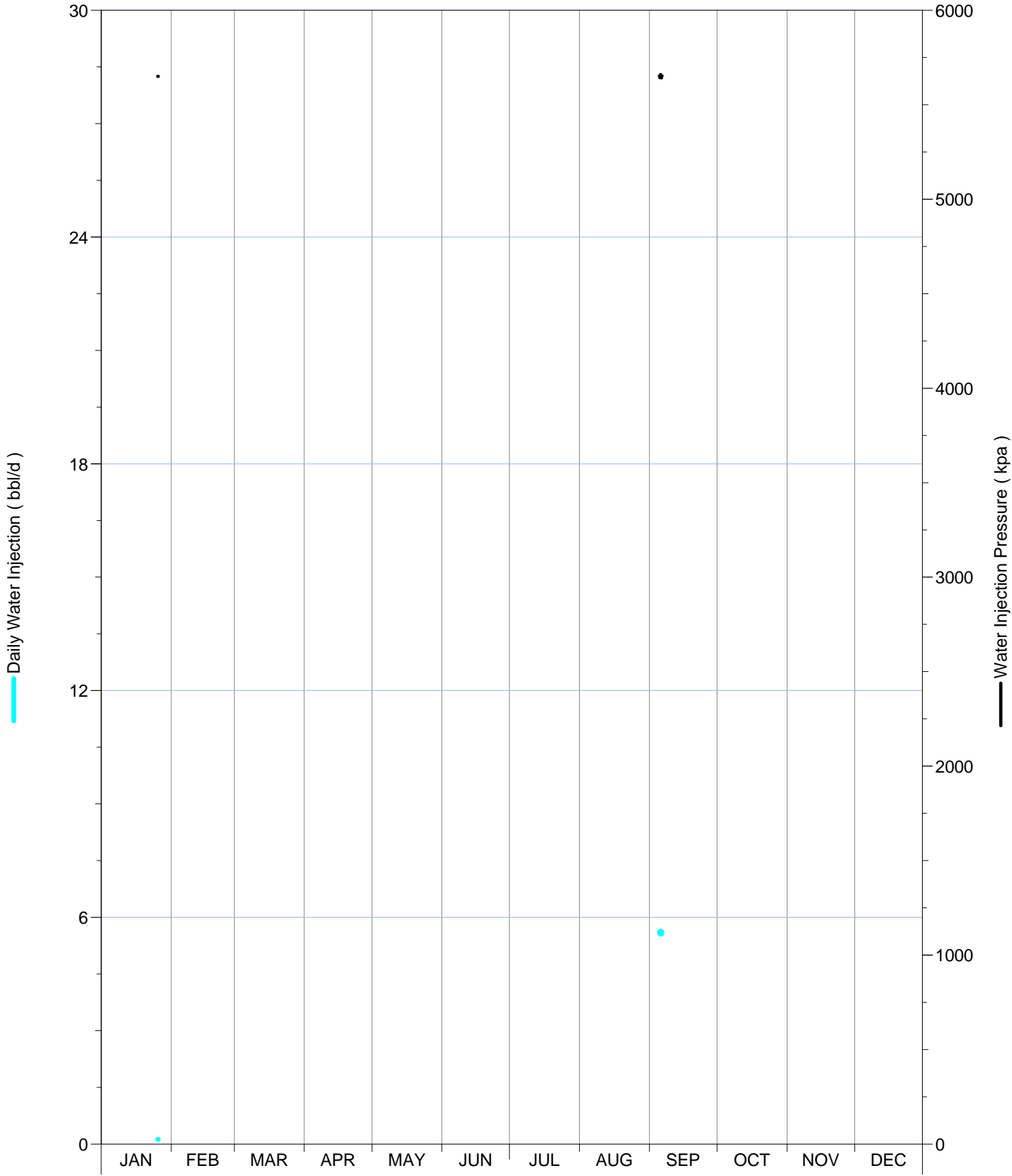
Daily Injection Rate and Pressure for: 00/04-15-002-29W1/0



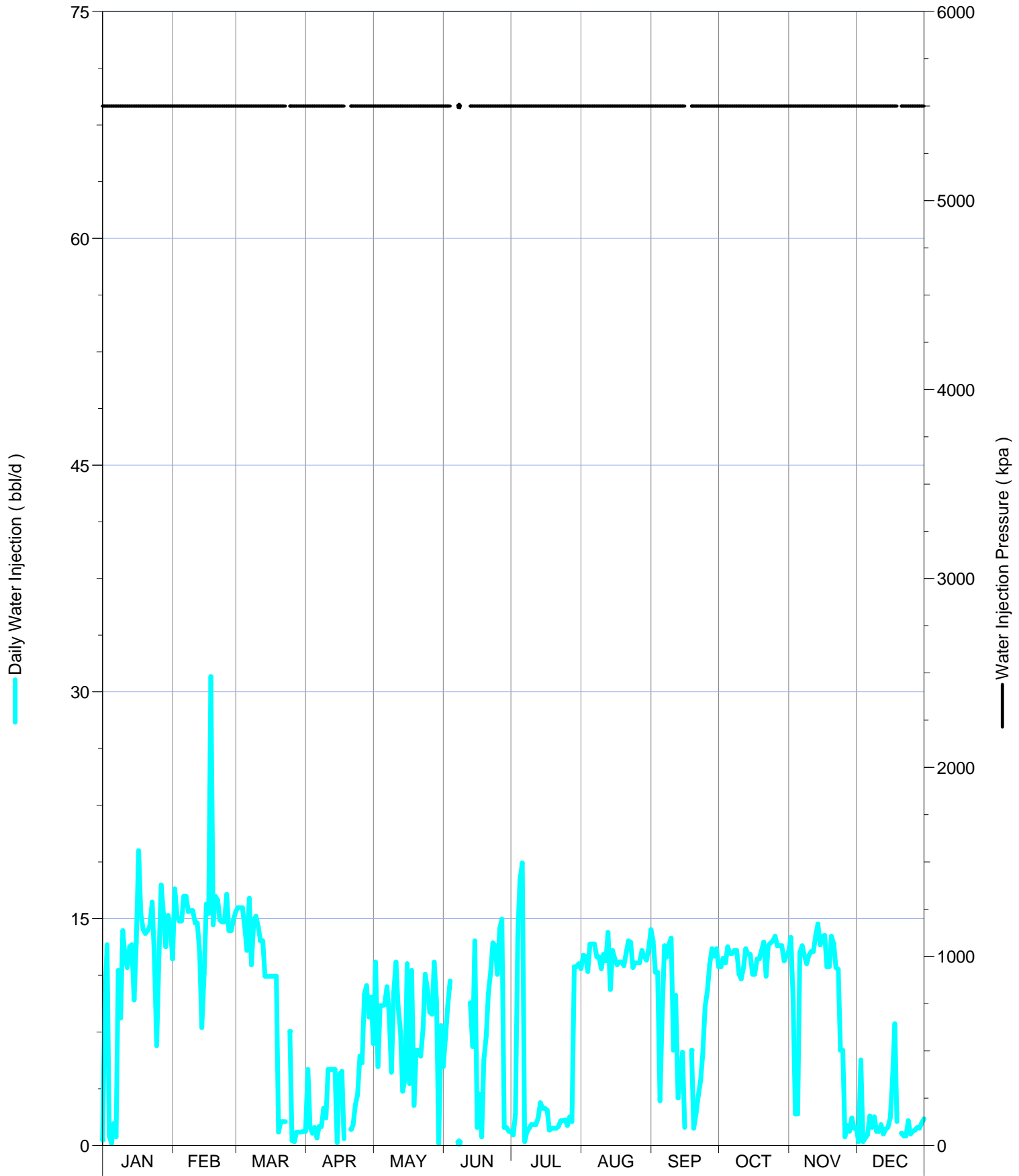
Daily Injection Rate and Pressure for: 00/04-16-002-29W1/0



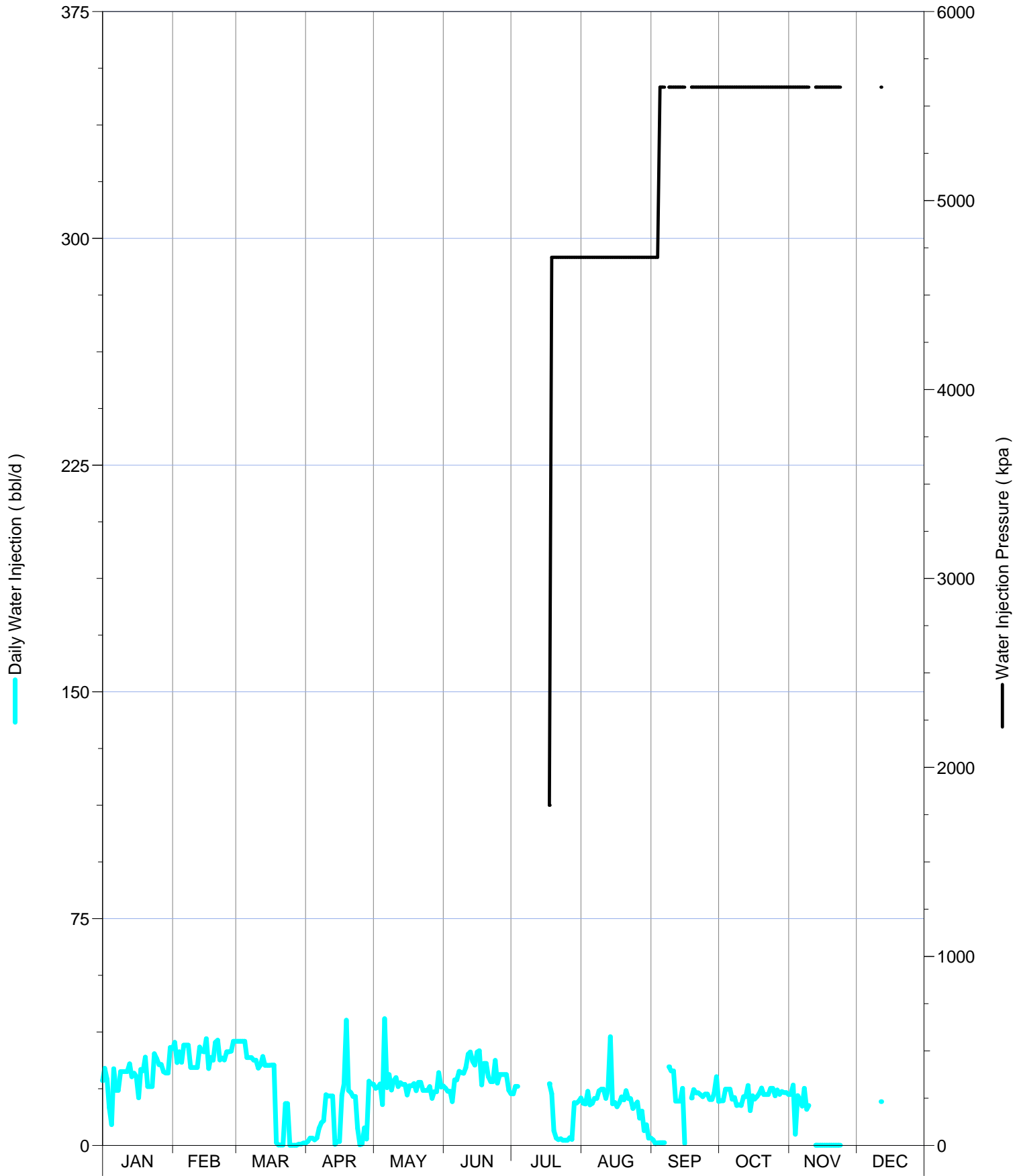
Daily Injection Rate and Pressure for: 00/04-17-002-29W1/0



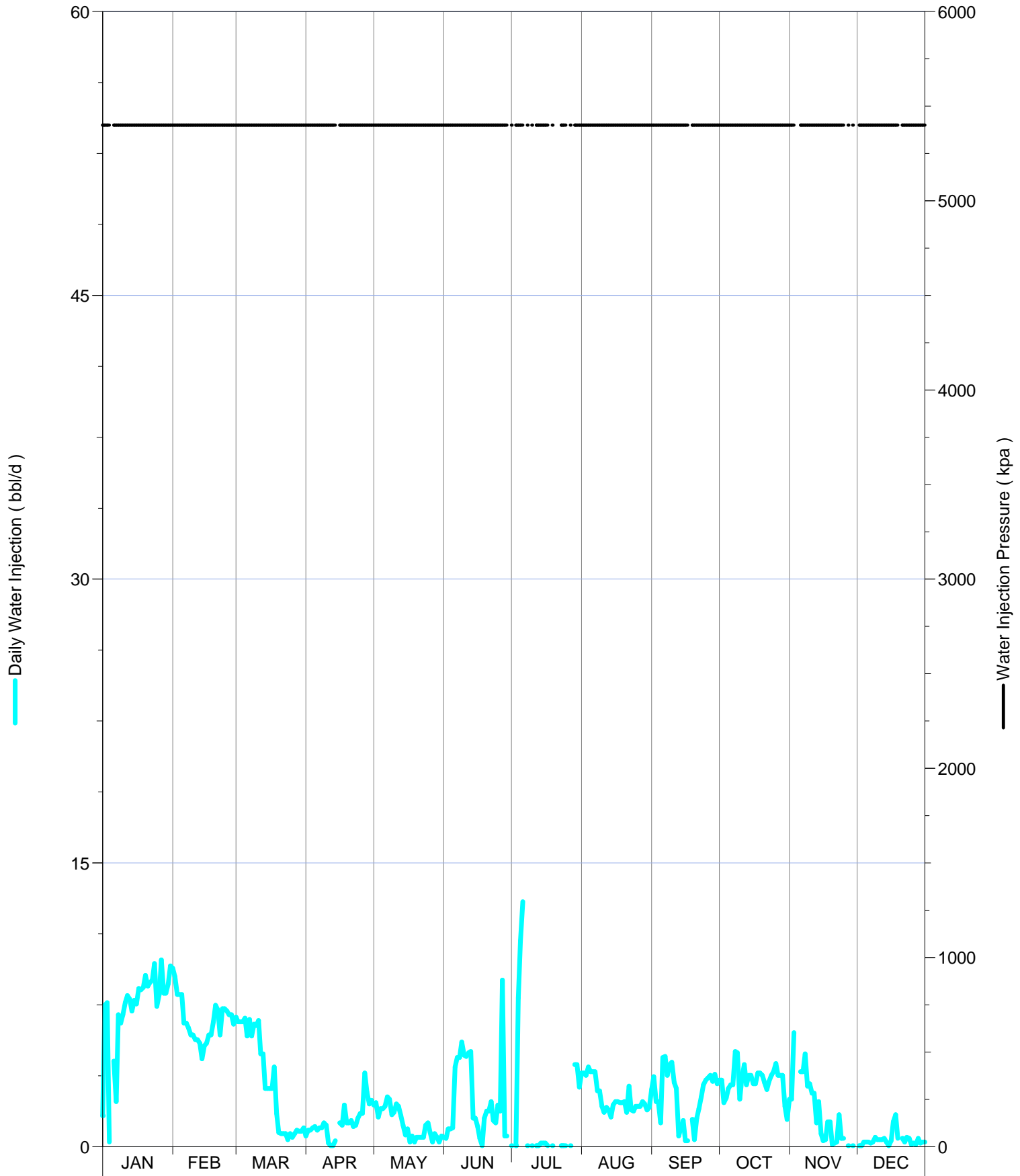
Daily Injection Rate and Pressure for: 00/06-08-002-29W1/0



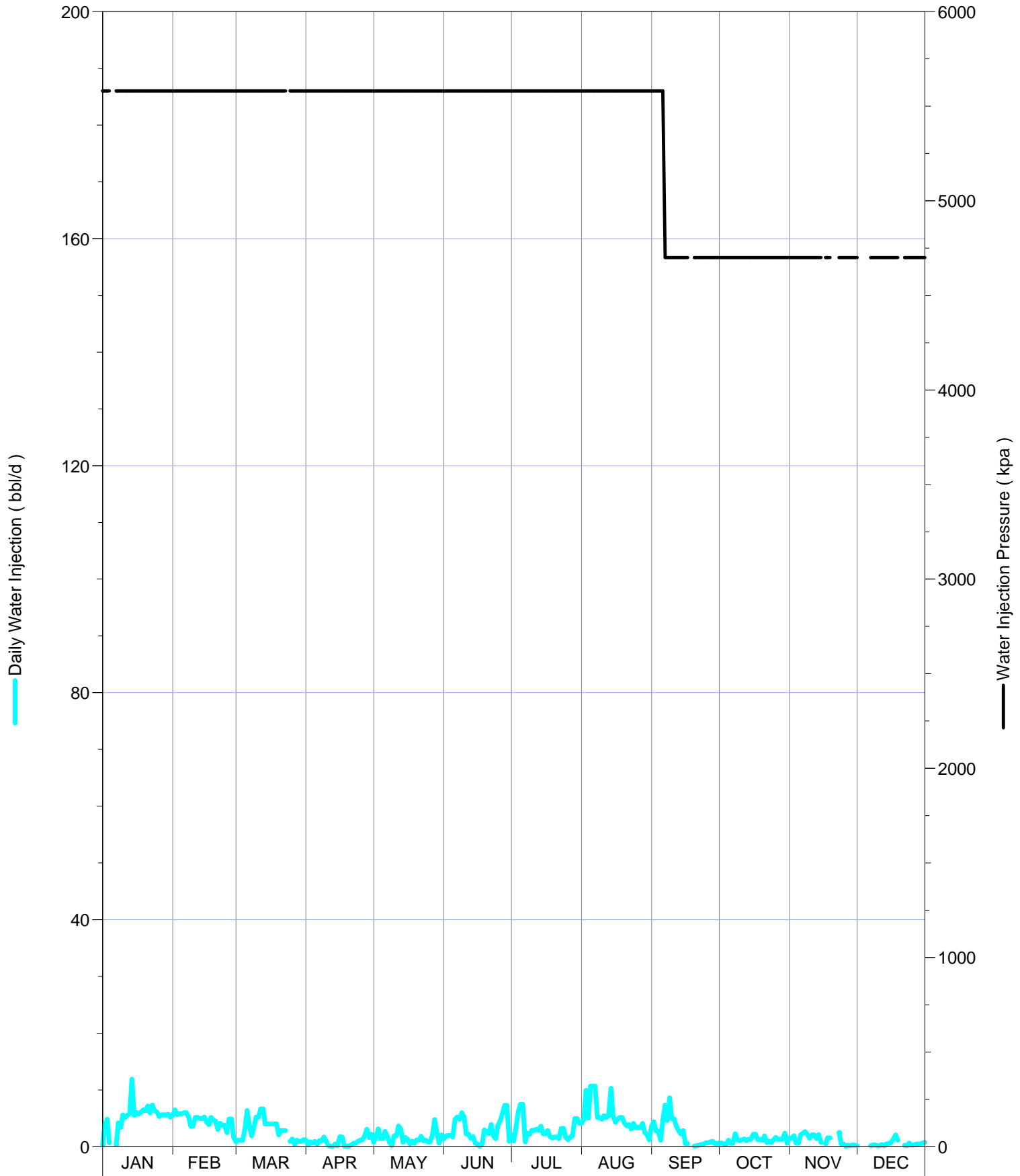
Daily Injection Rate and Pressure for: 00/06-09-002-29W1/0



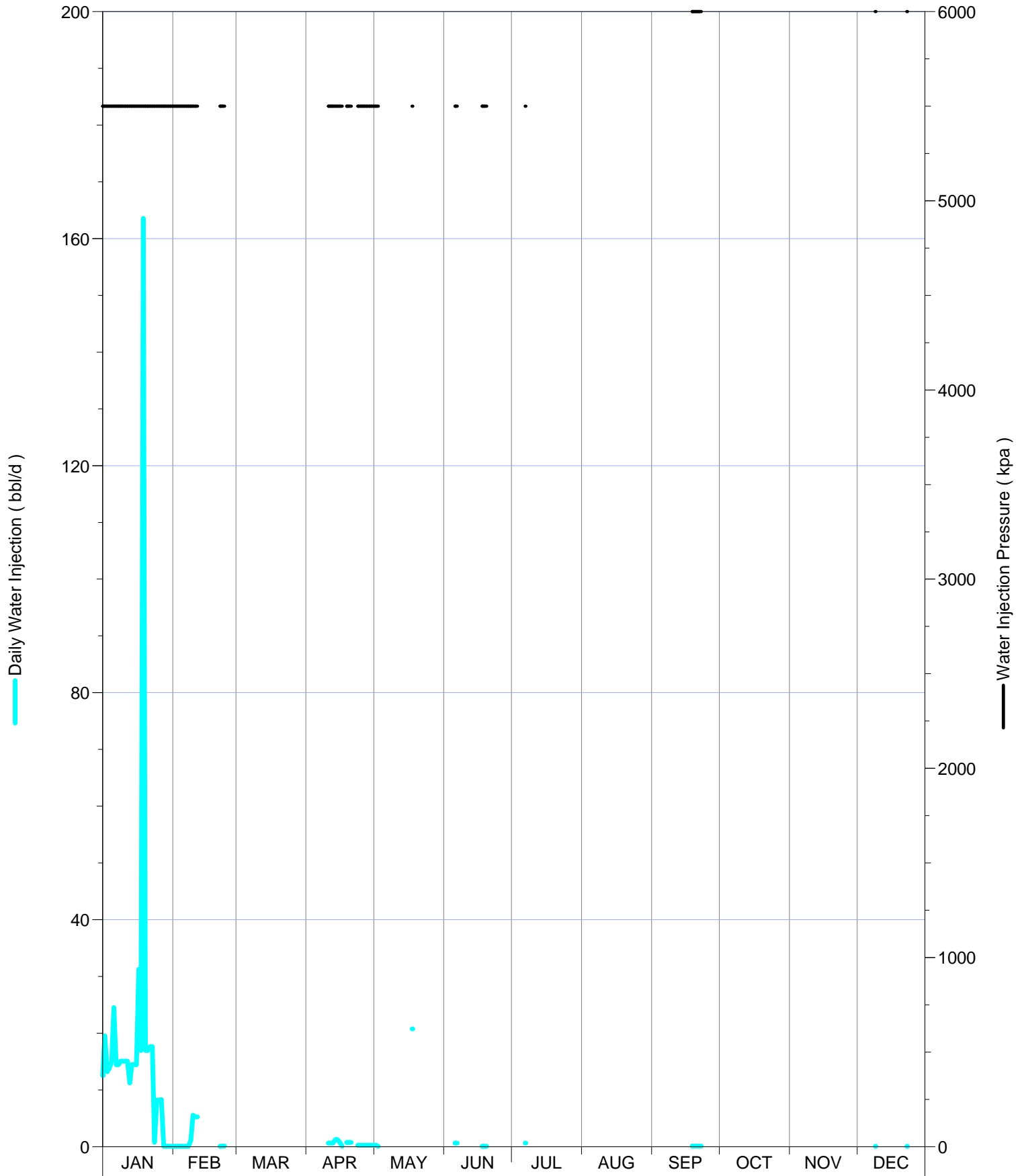
Daily Injection Rate and Pressure for: 00/06-16-002-29W1/0



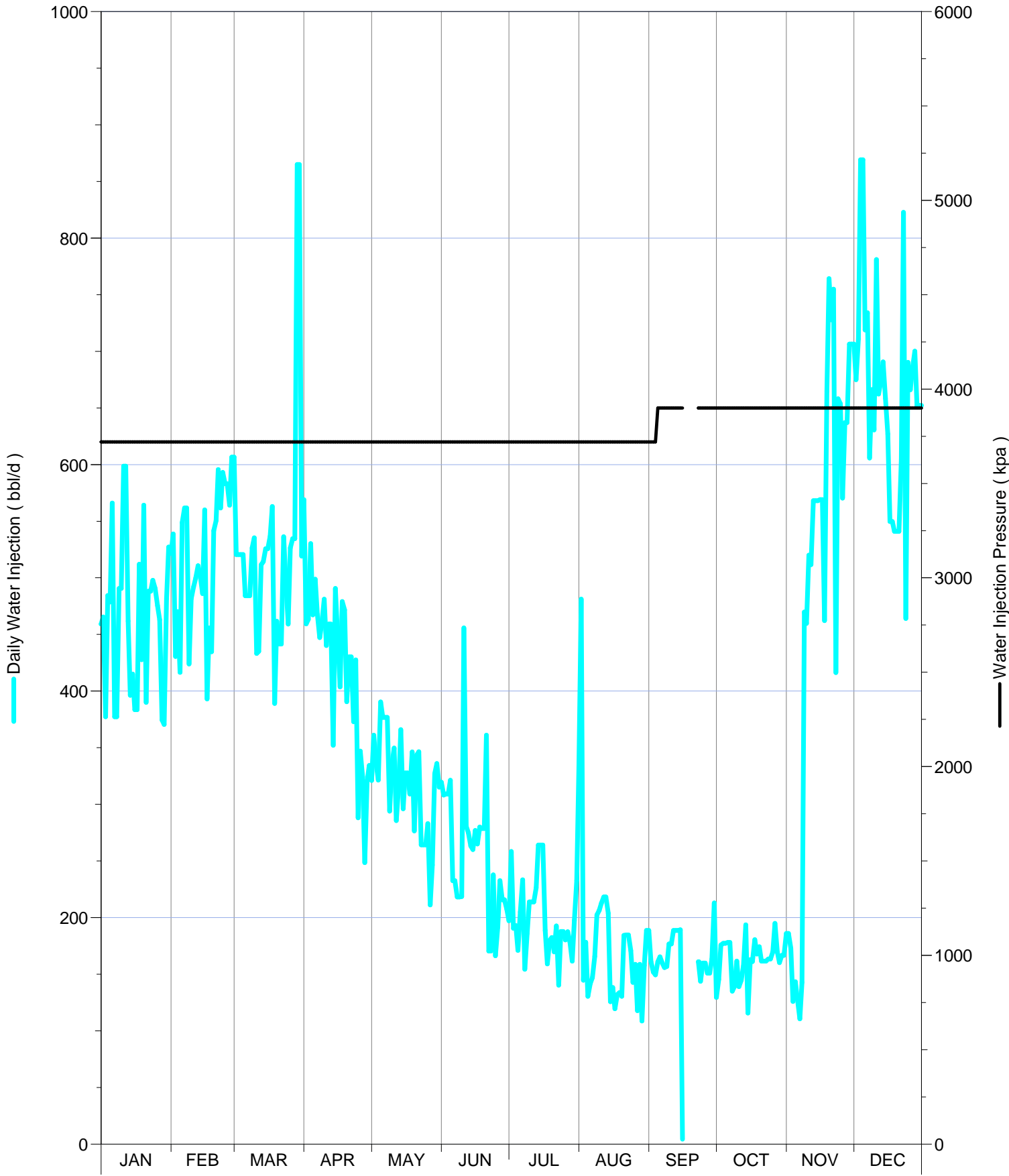
Daily Injection Rate and Pressure for: 00/06-17-002-29W1/0



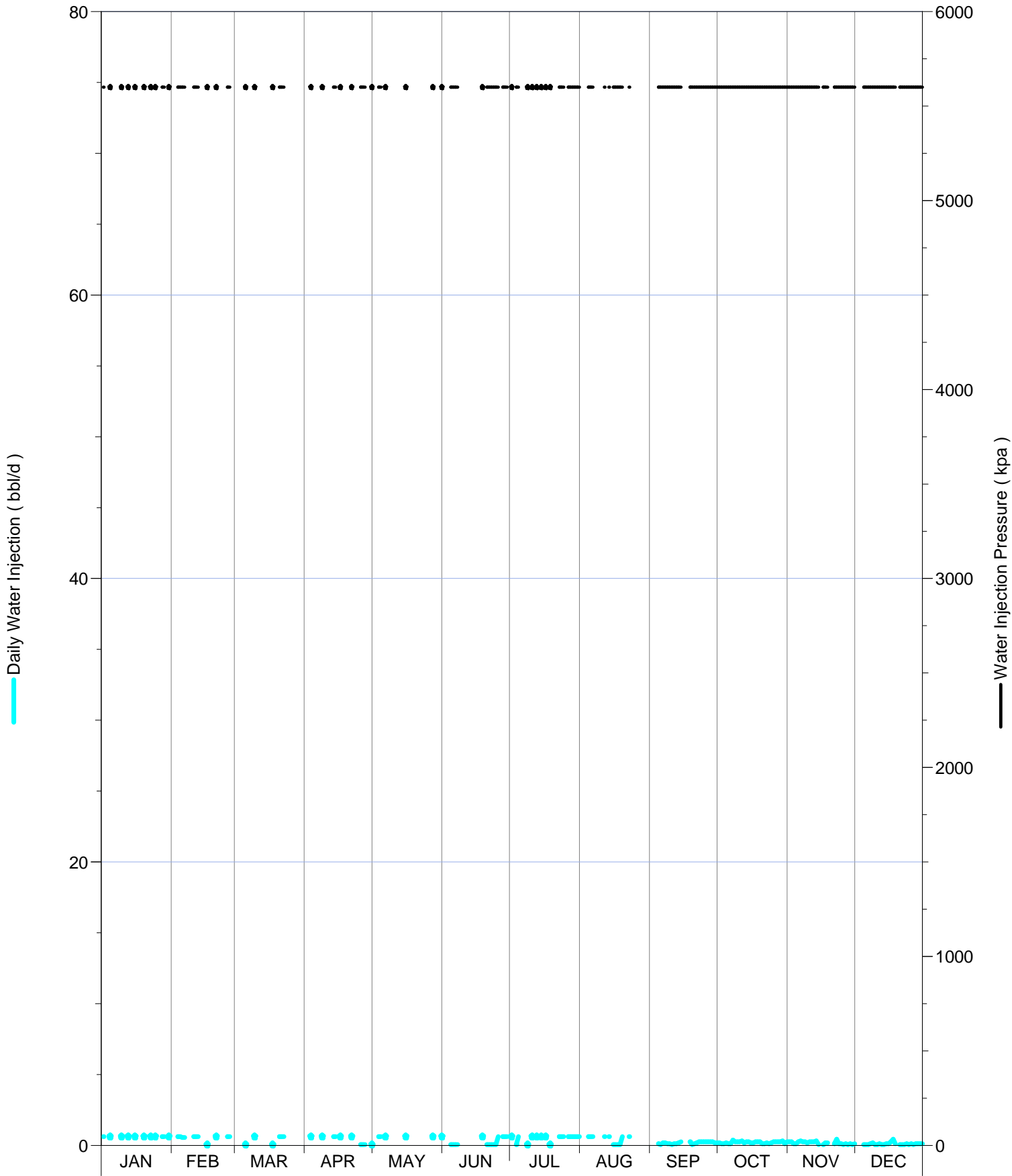
Daily Injection Rate and Pressure for: 00/08-08-002-29W1/0



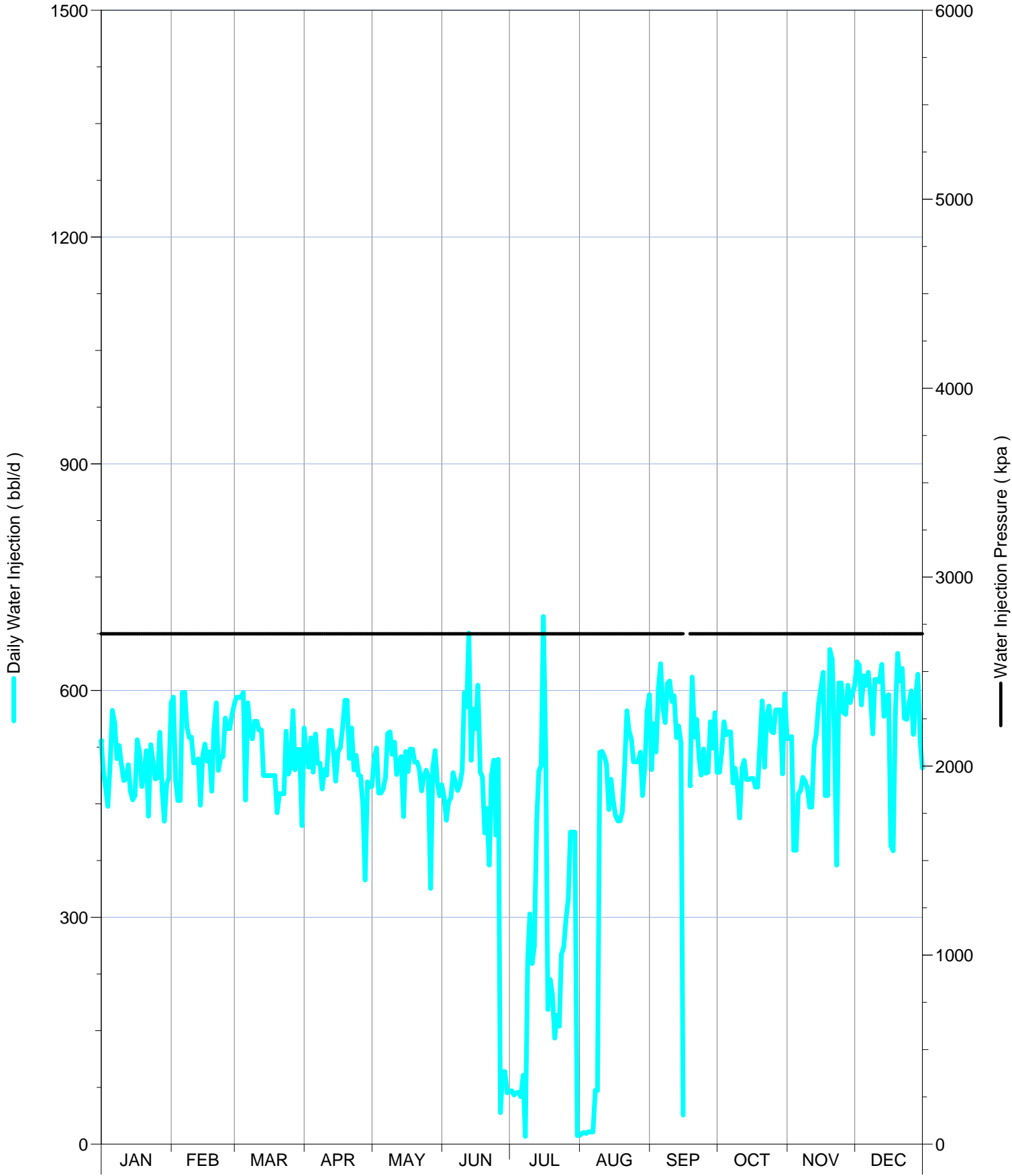
Daily Injection Rate and Pressure for: 00/08-09-002-29W1/0



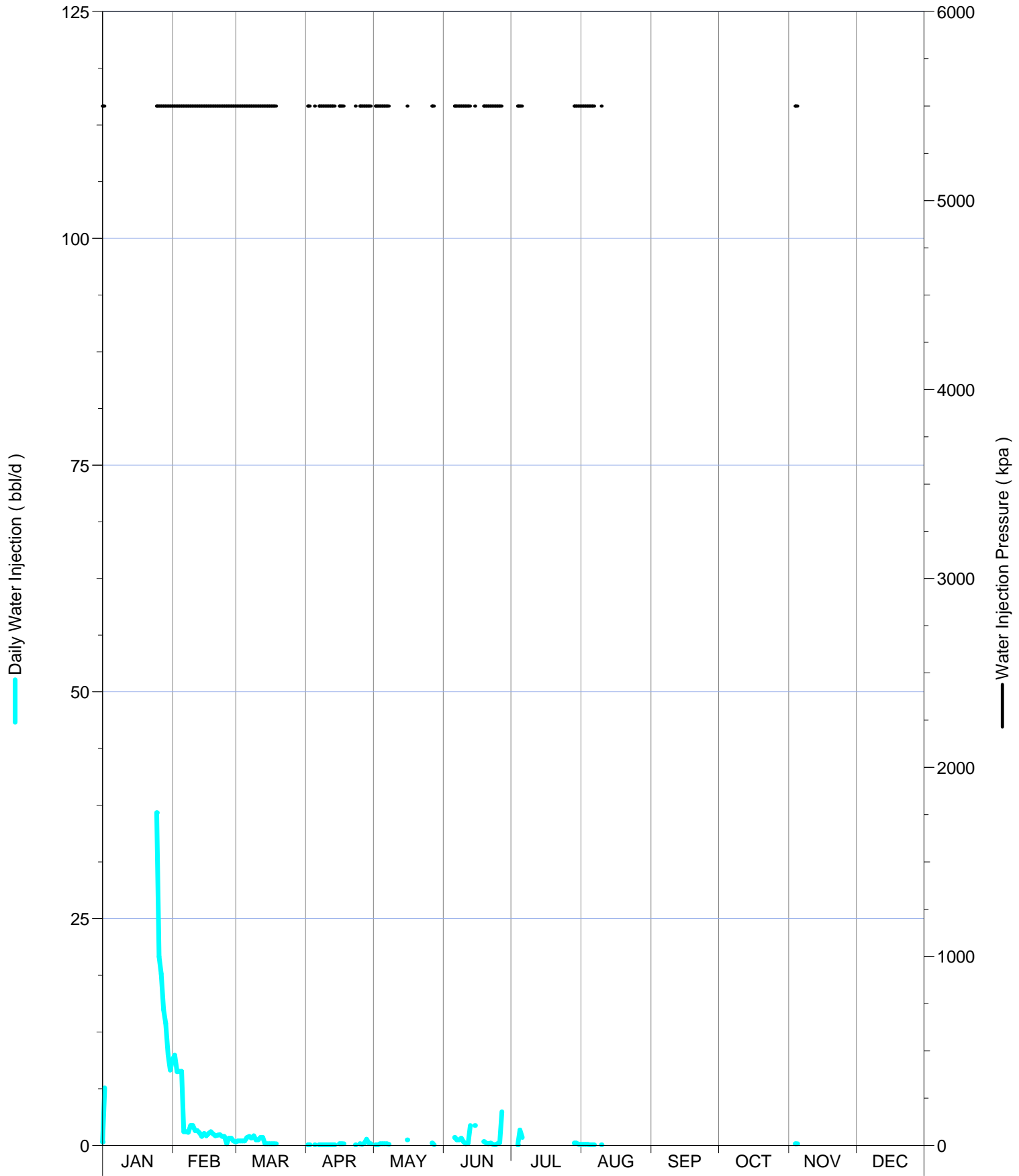
Daily Injection Rate and Pressure for: 00/08-16-002-29W1/0



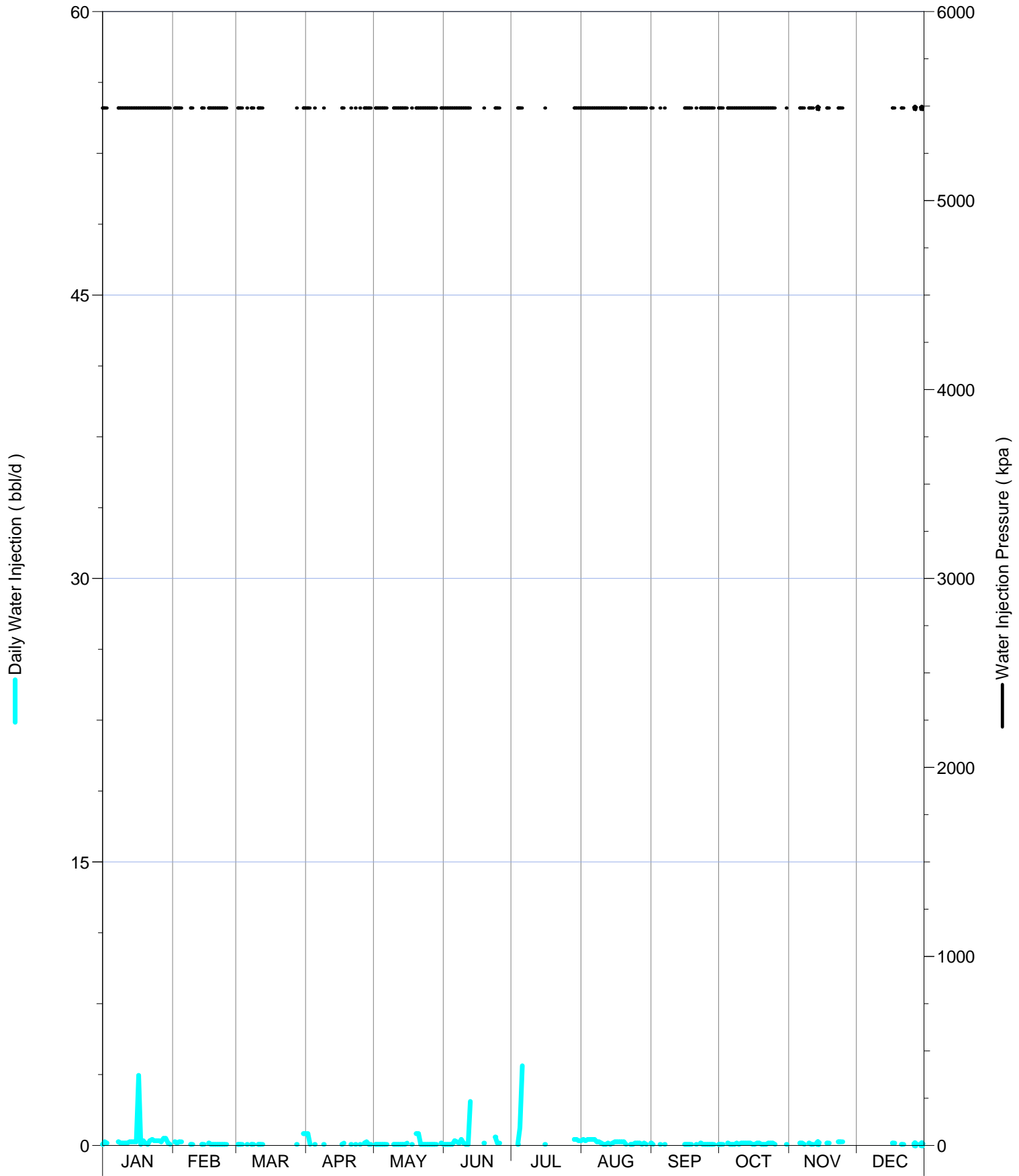
Daily Injection Rate and Pressure for: 00/08-17-002-29W1/0



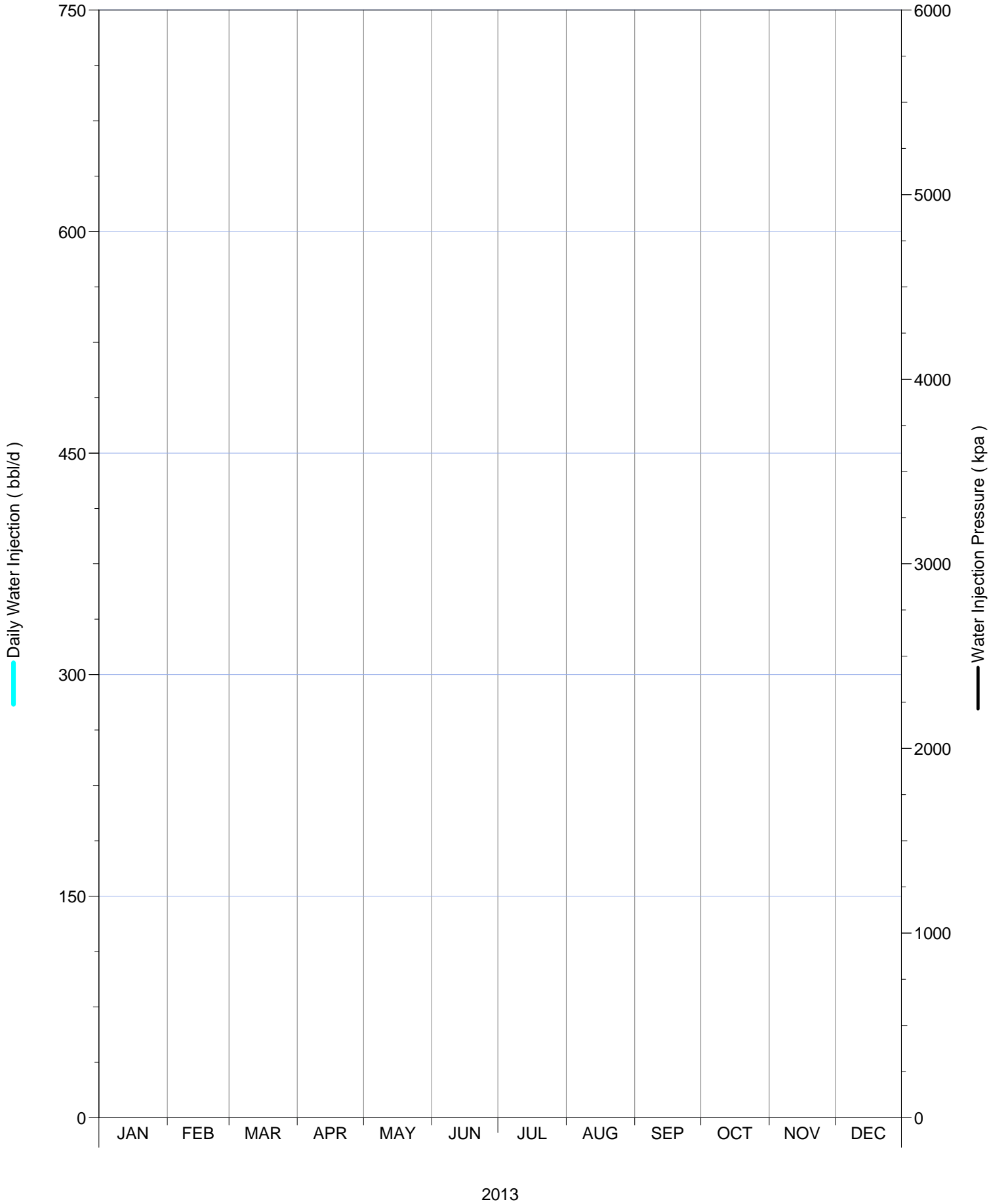
Daily Injection Rate and Pressure for: 00/08-18-002-29W1/0



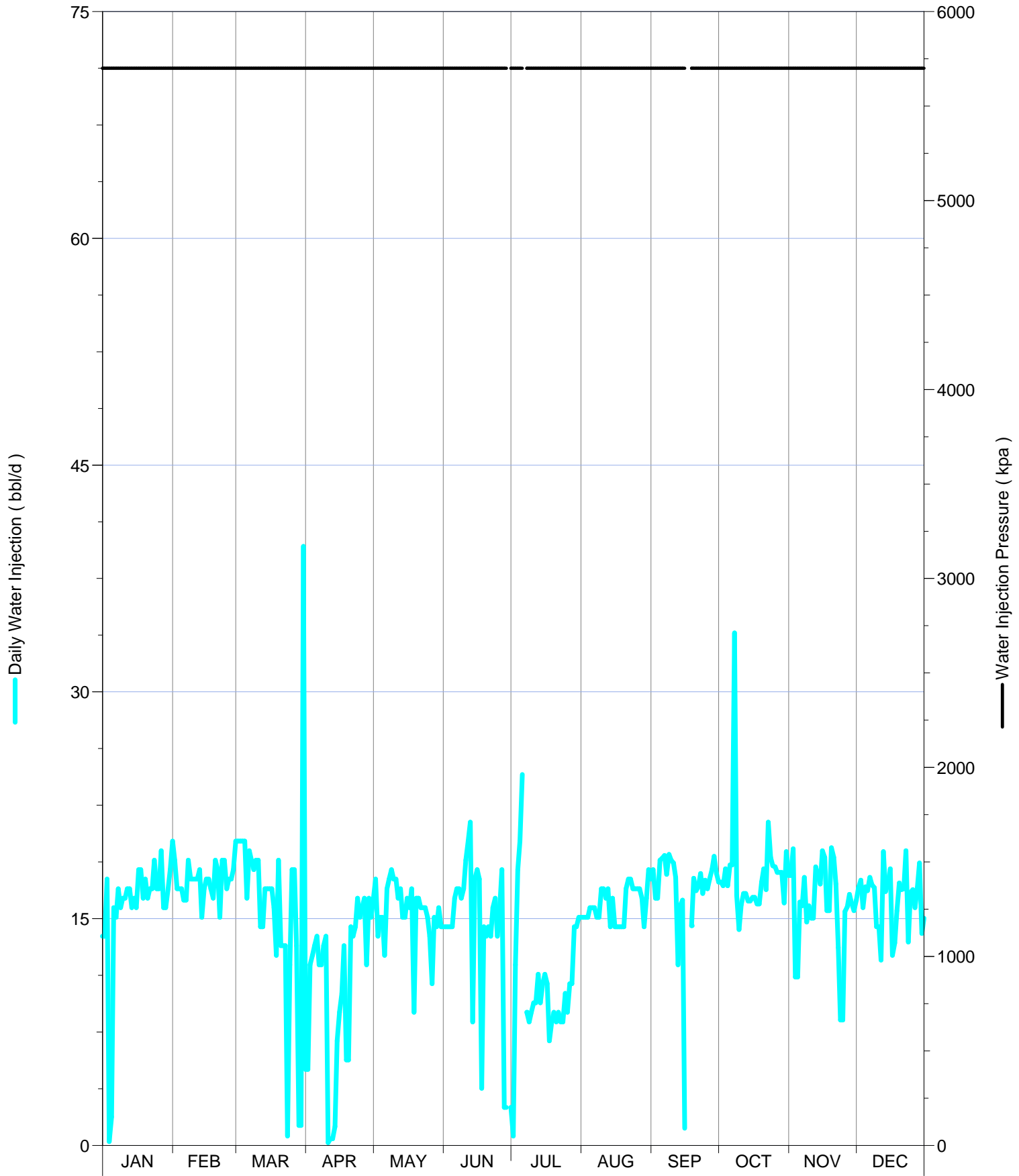
Daily Injection Rate and Pressure for: 00/10-08-002-29W1/0



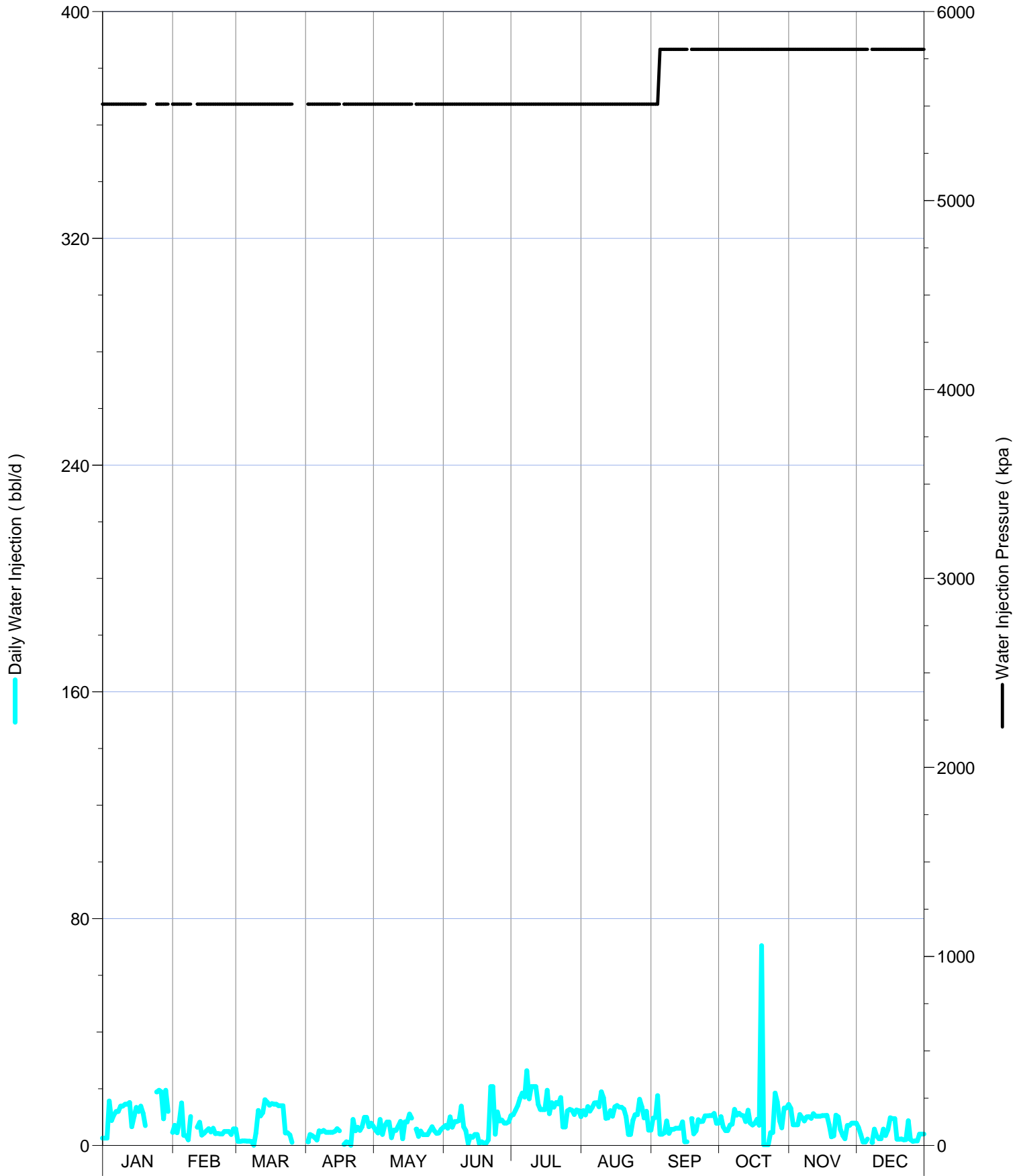
Daily Injection Rate and Pressure for: 00/10-09-002-29W1/0



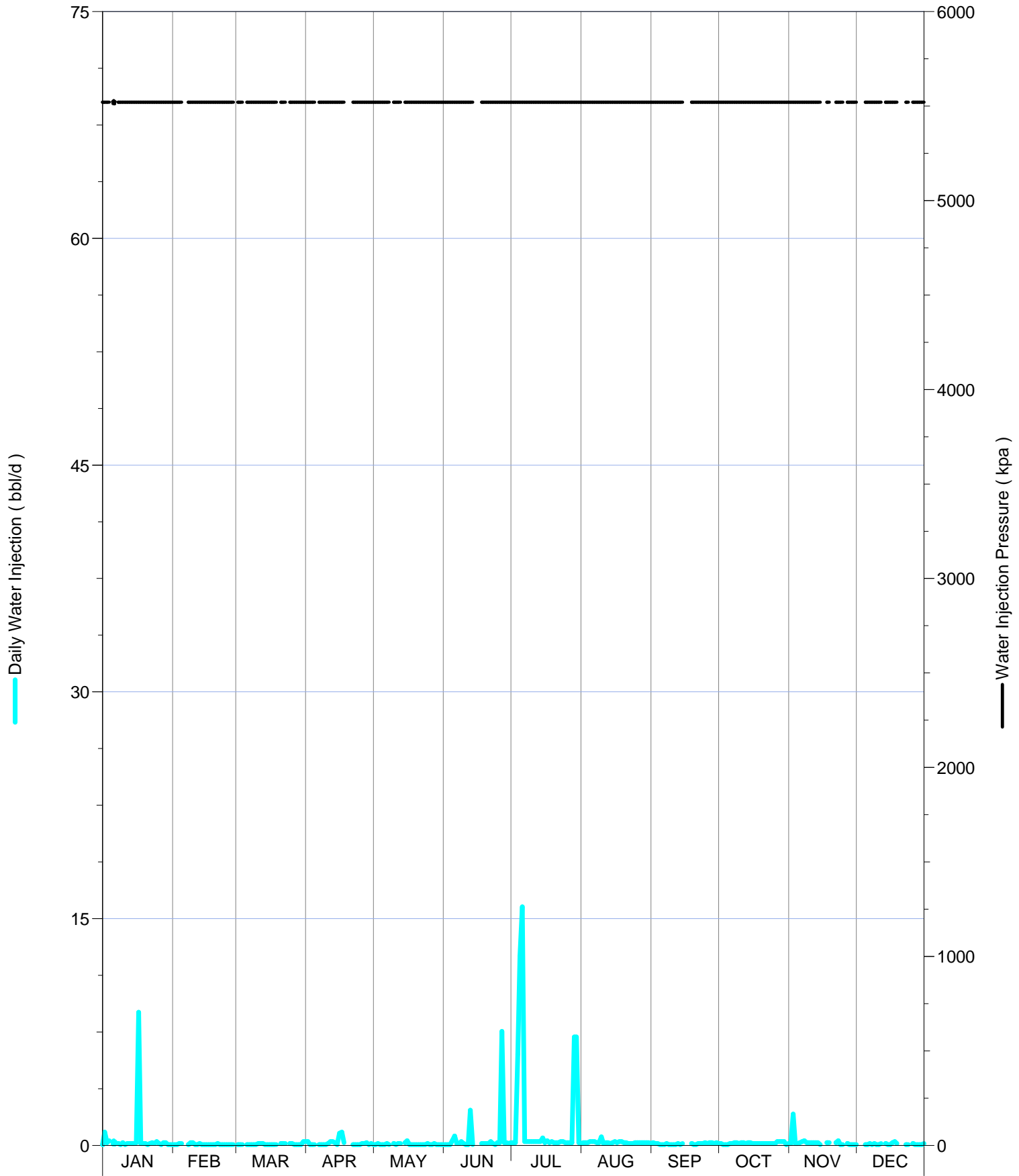
Daily Injection Rate and Pressure for: 00/10-16-002-29W1/0



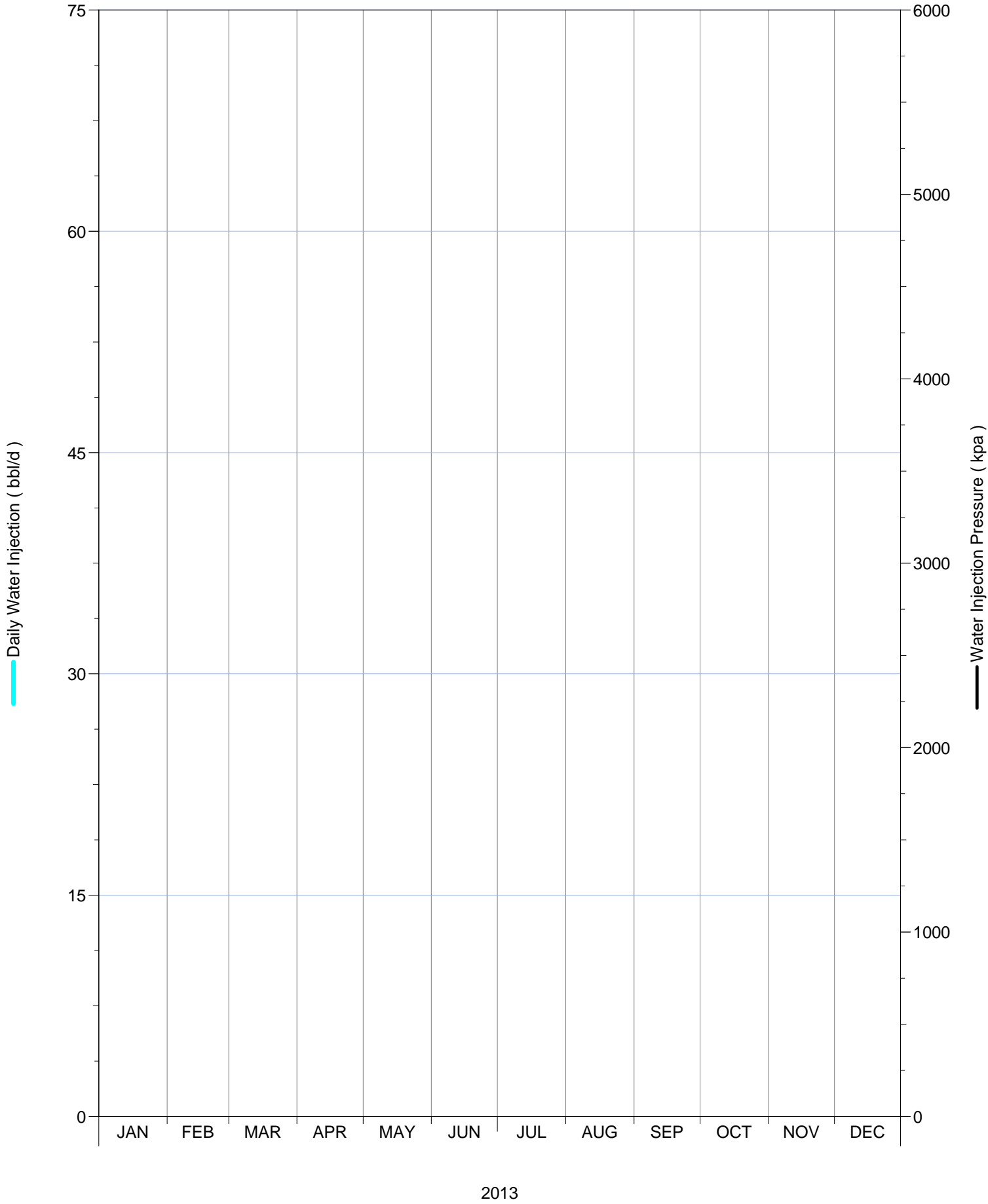
Daily Injection Rate and Pressure for: 00/12-04-002-29W1/0



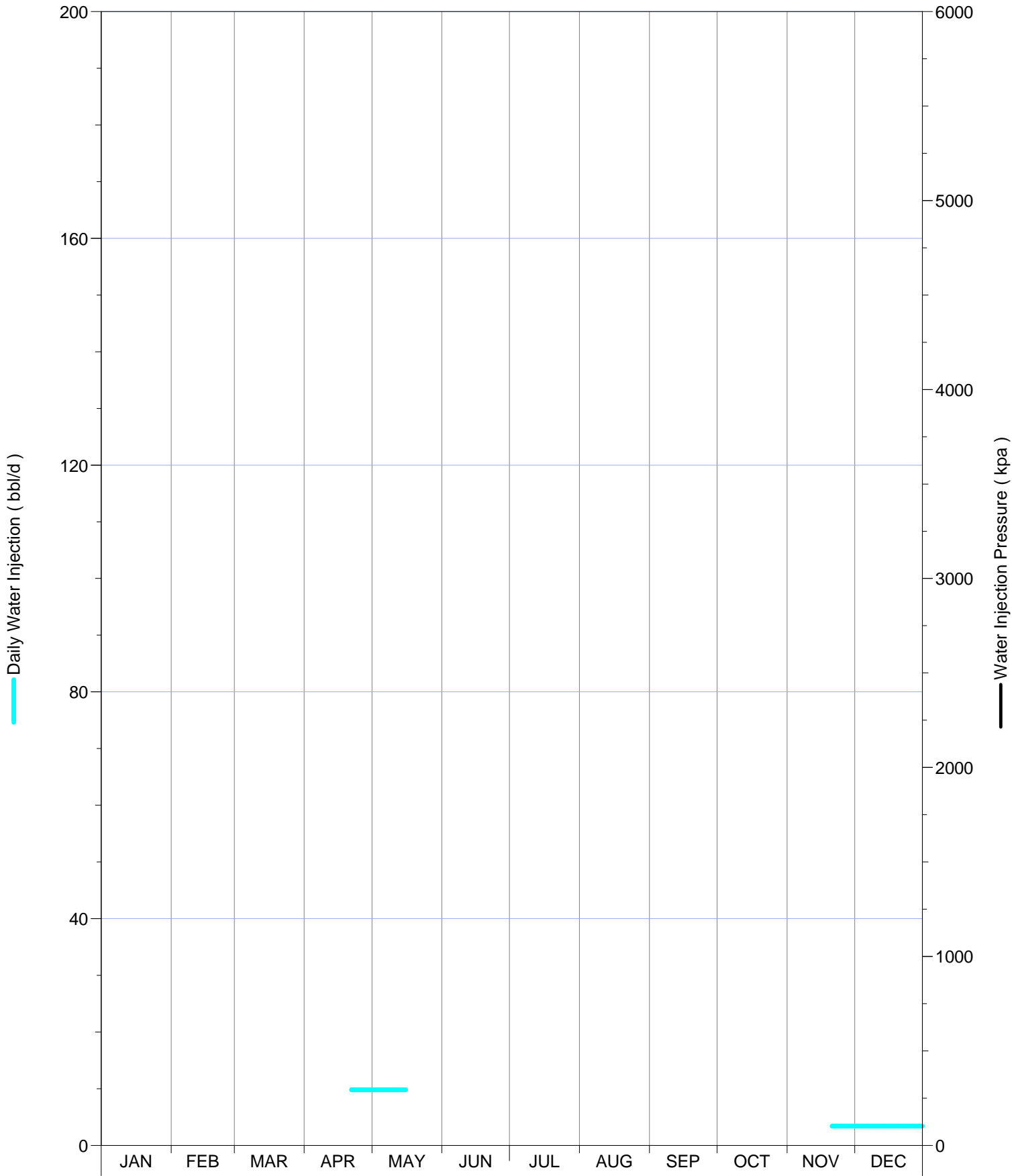
Daily Injection Rate and Pressure for: 00/12-08-002-29W1/0



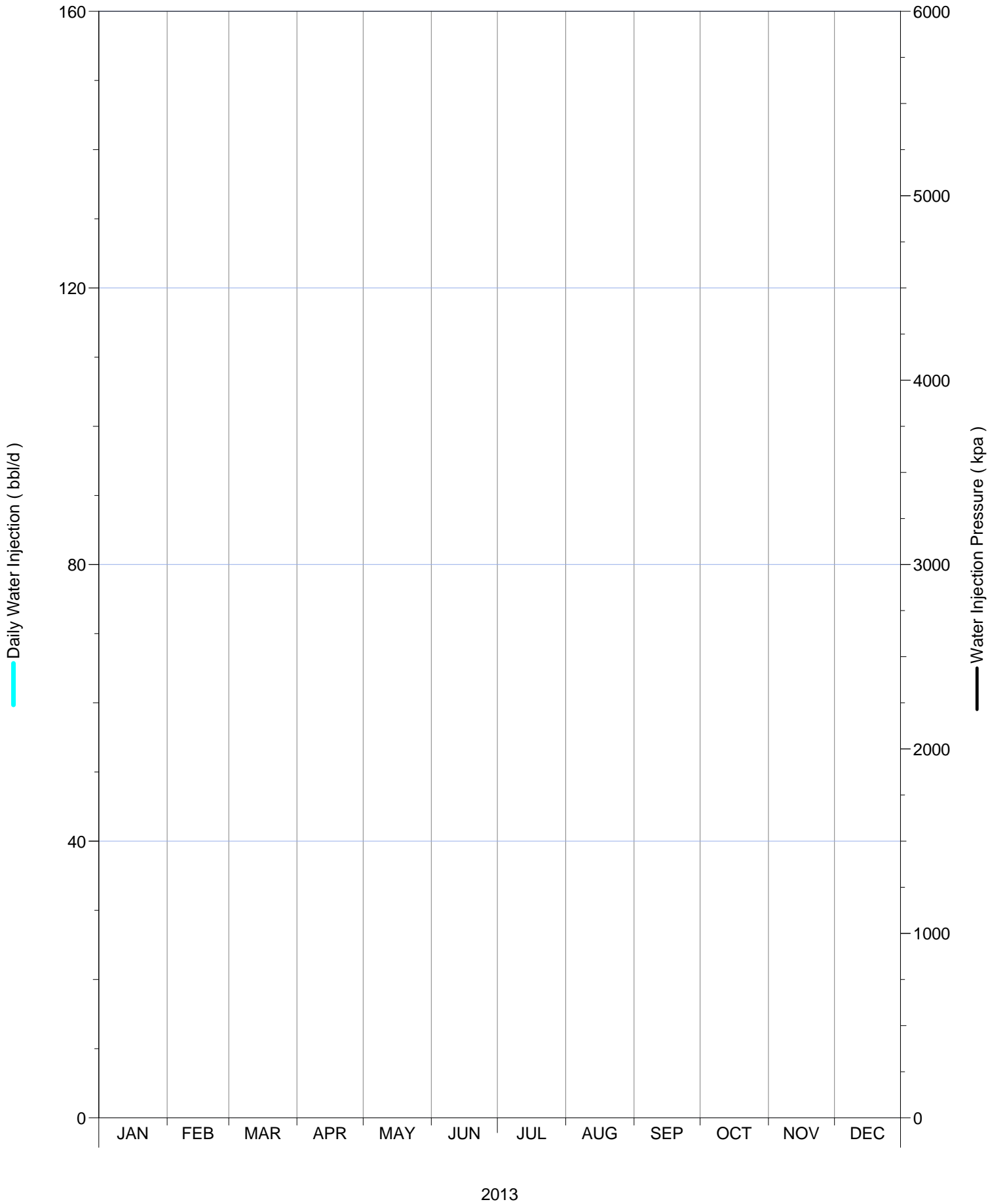
Daily Injection Rate and Pressure for: 00/12-09-002-29W1/0



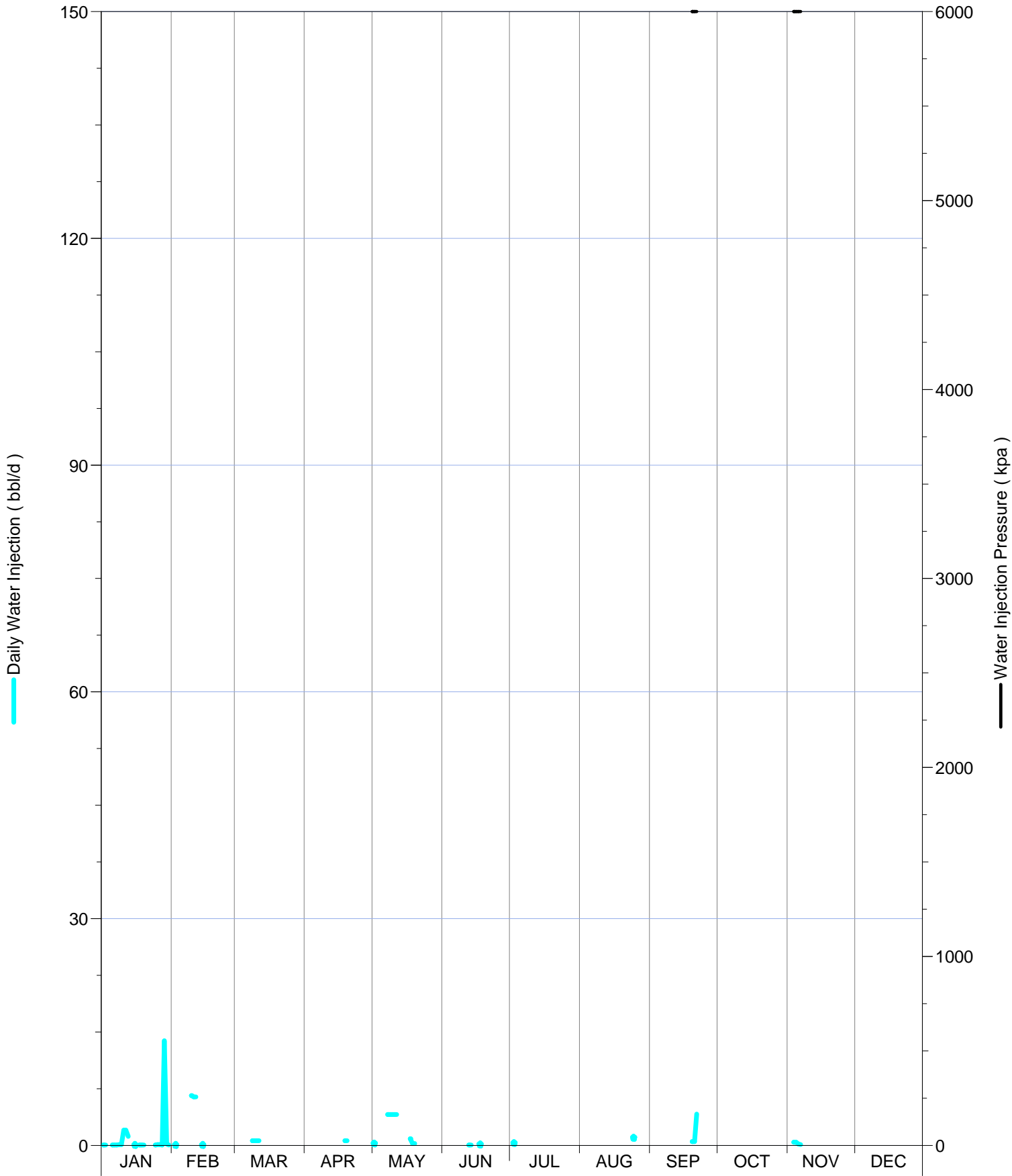
Daily Injection Rate and Pressure for: 00/12-16-002-29W1/0



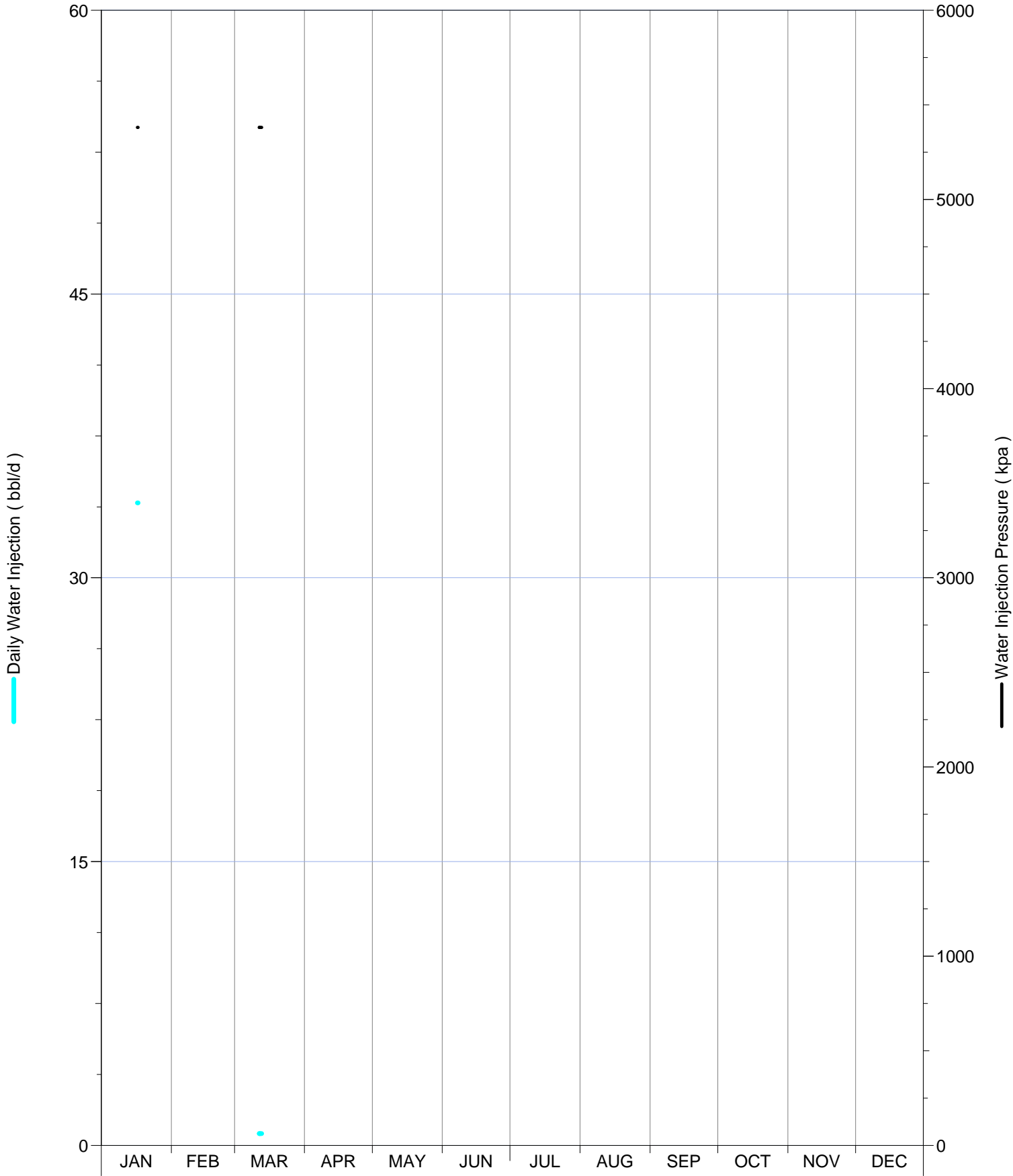
Daily Injection Rate and Pressure for: 00/12-17-002-29W1/0



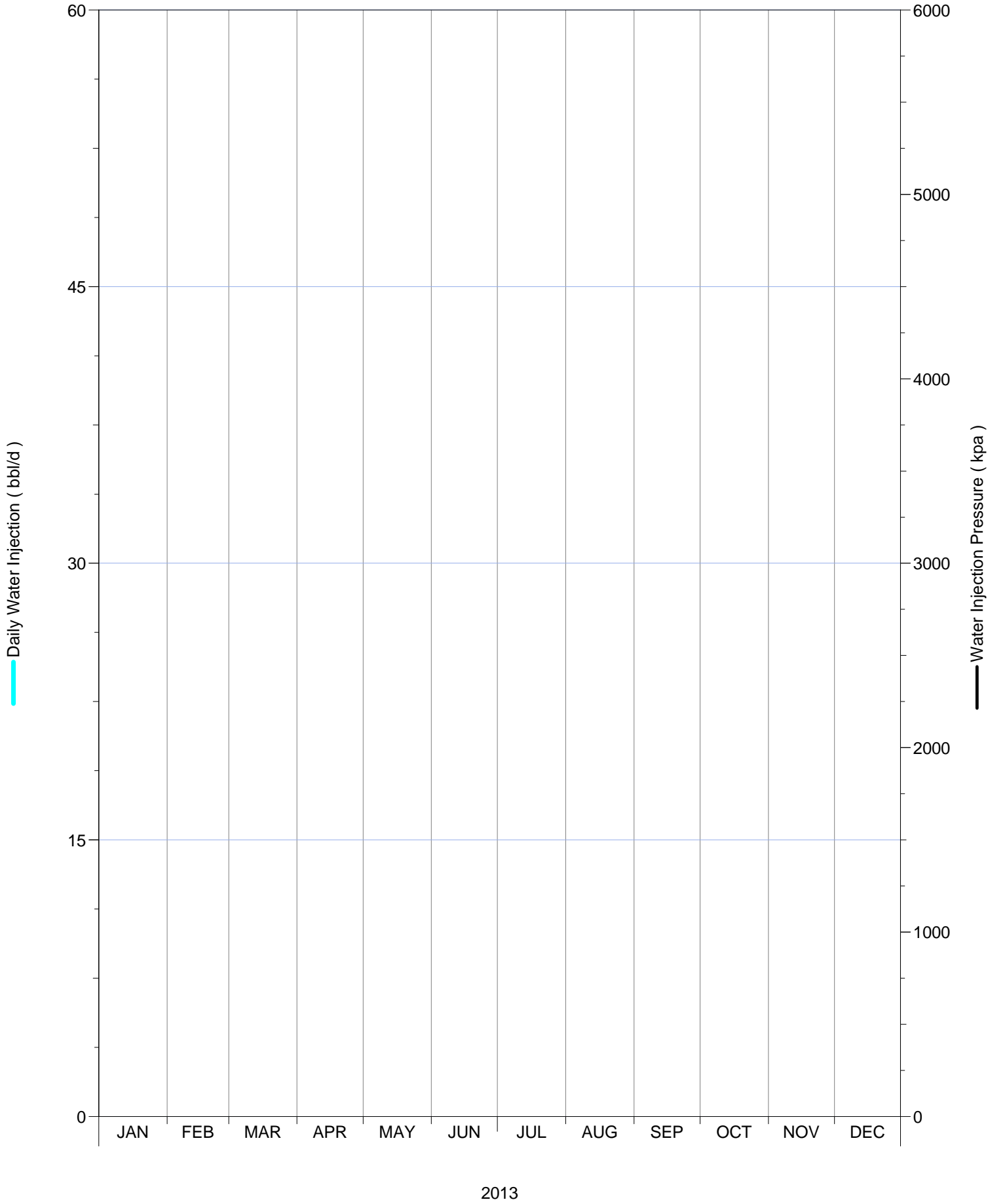
Daily Injection Rate and Pressure for: 00/14-04-002-29W1/0



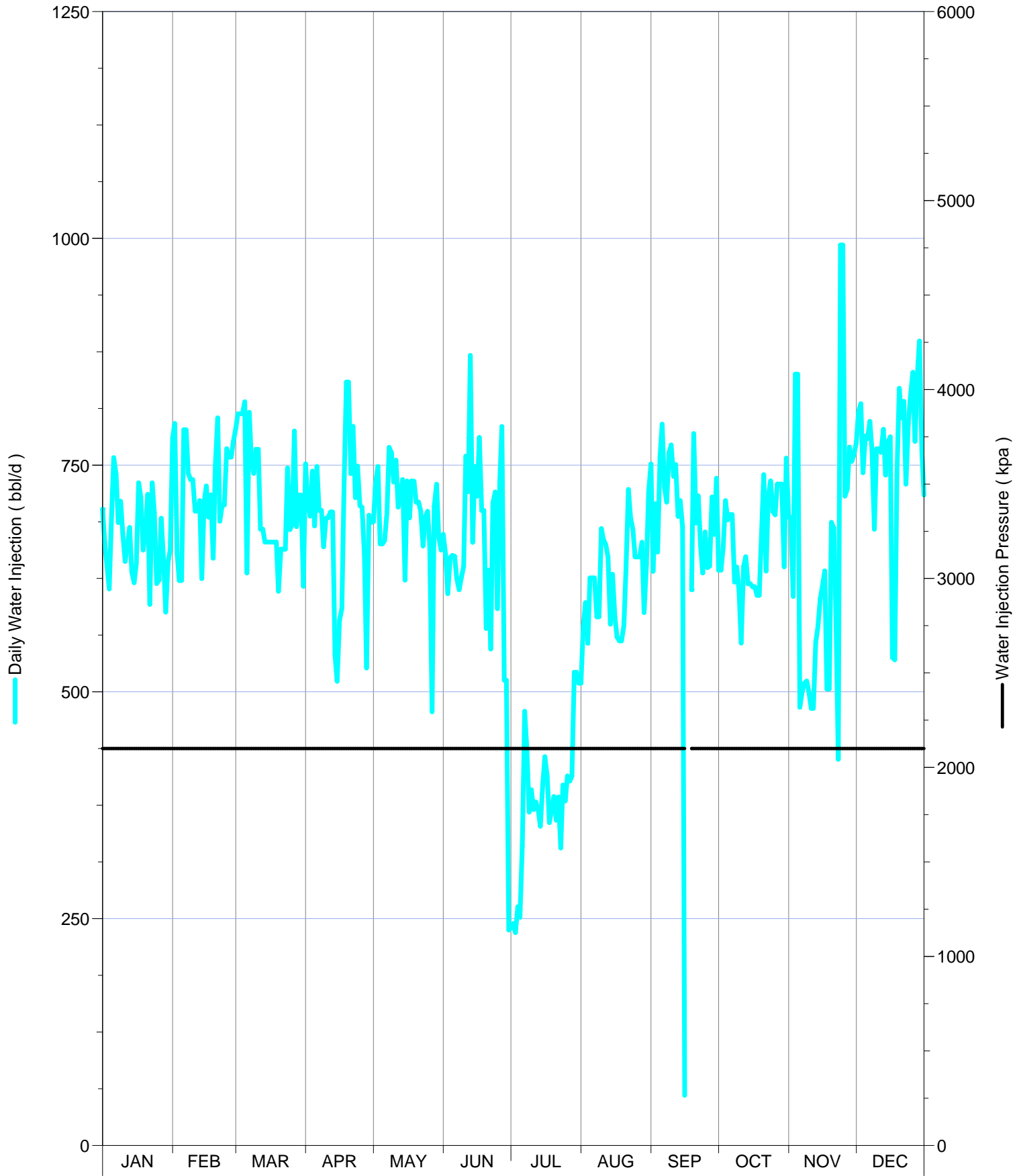
Daily Injection Rate and Pressure for: 00/14-08-002-29W1/0



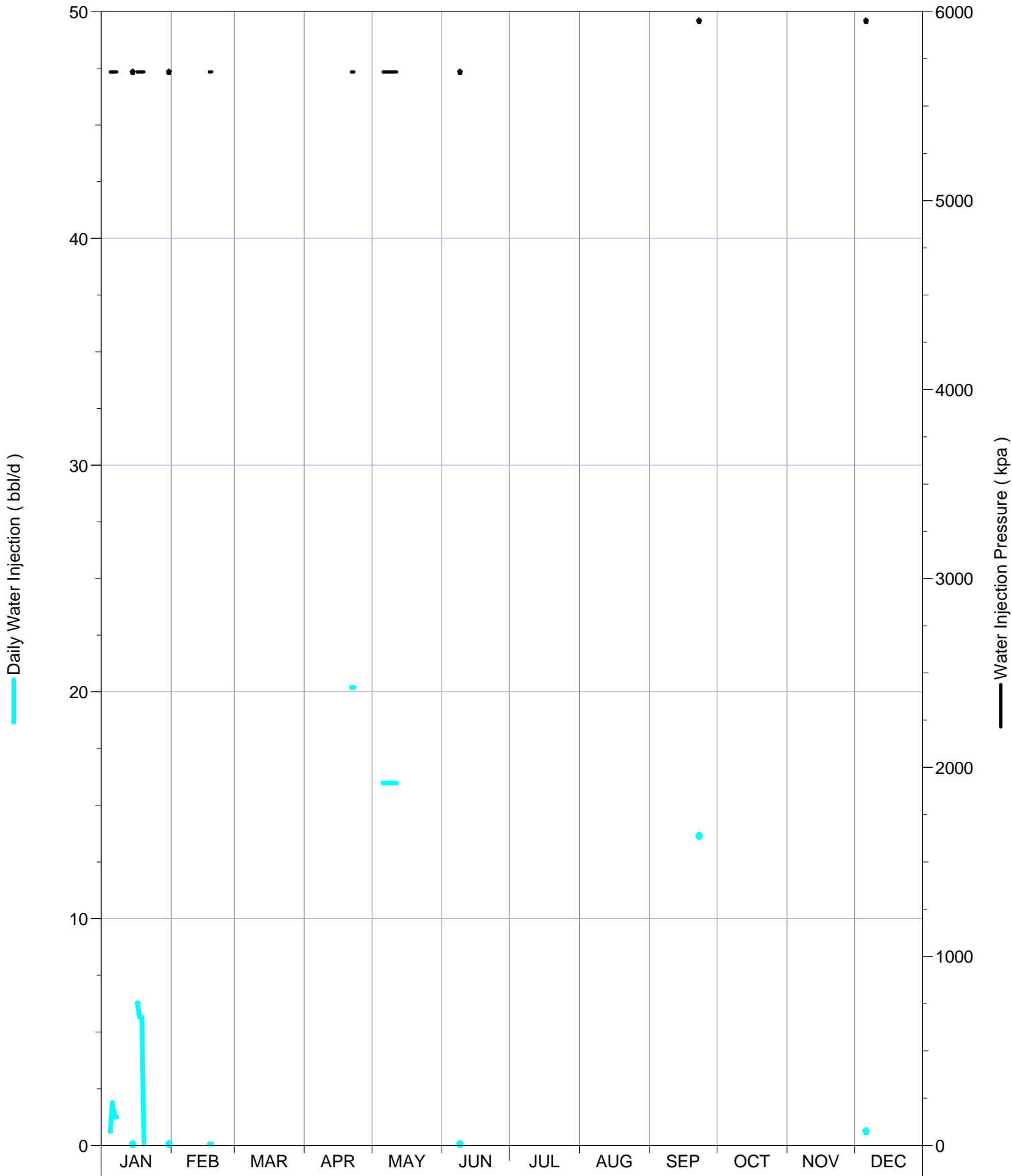
Daily Injection Rate and Pressure for: 00/14-09-002-29W1/0



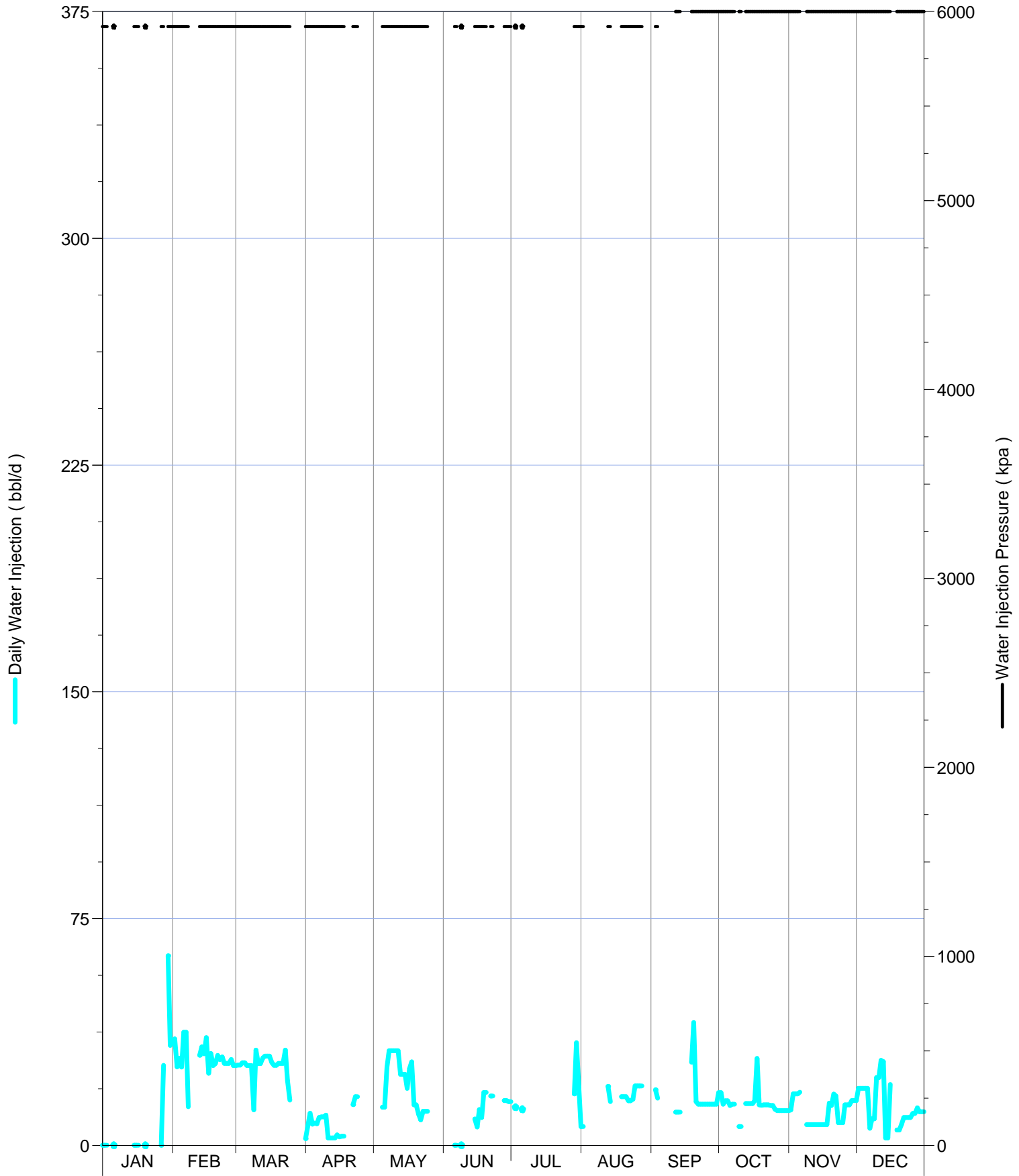
Daily Injection Rate and Pressure for: 00/14-17-002-29W1/0



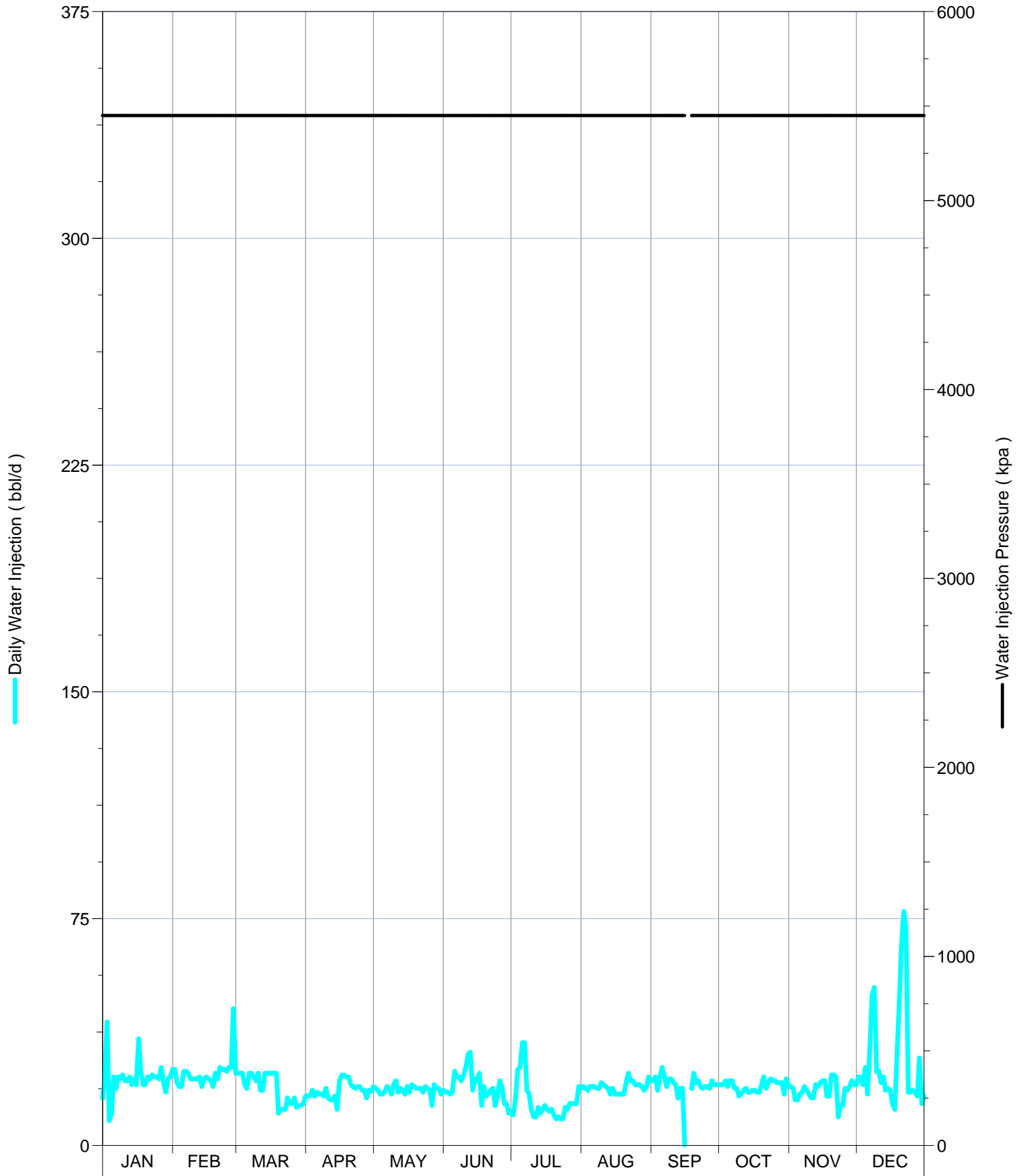
Daily Injection Rate and Pressure for: 00/16-04-002-29W1/0



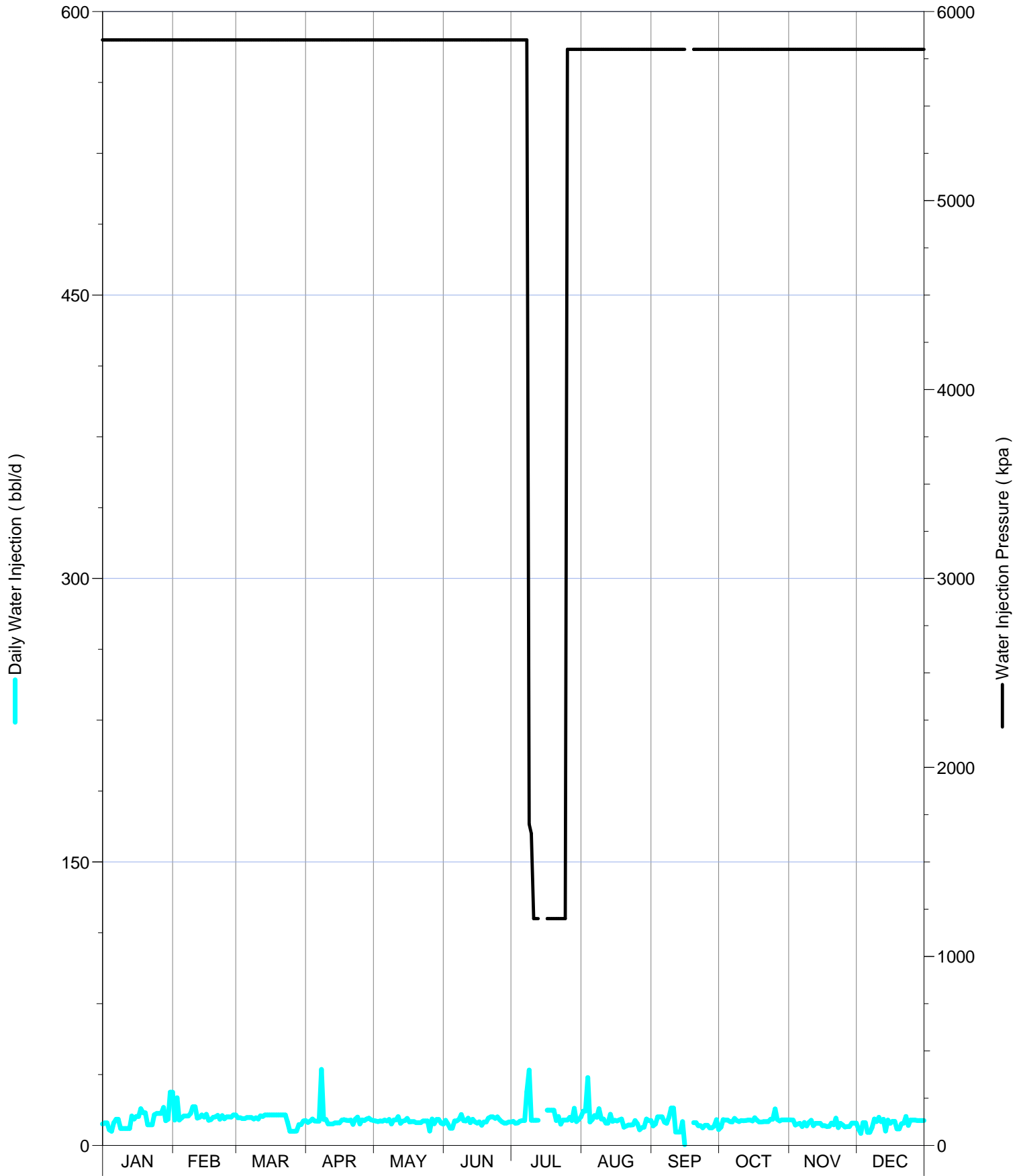
Daily Injection Rate and Pressure for: 00/16-05-002-29W1/0



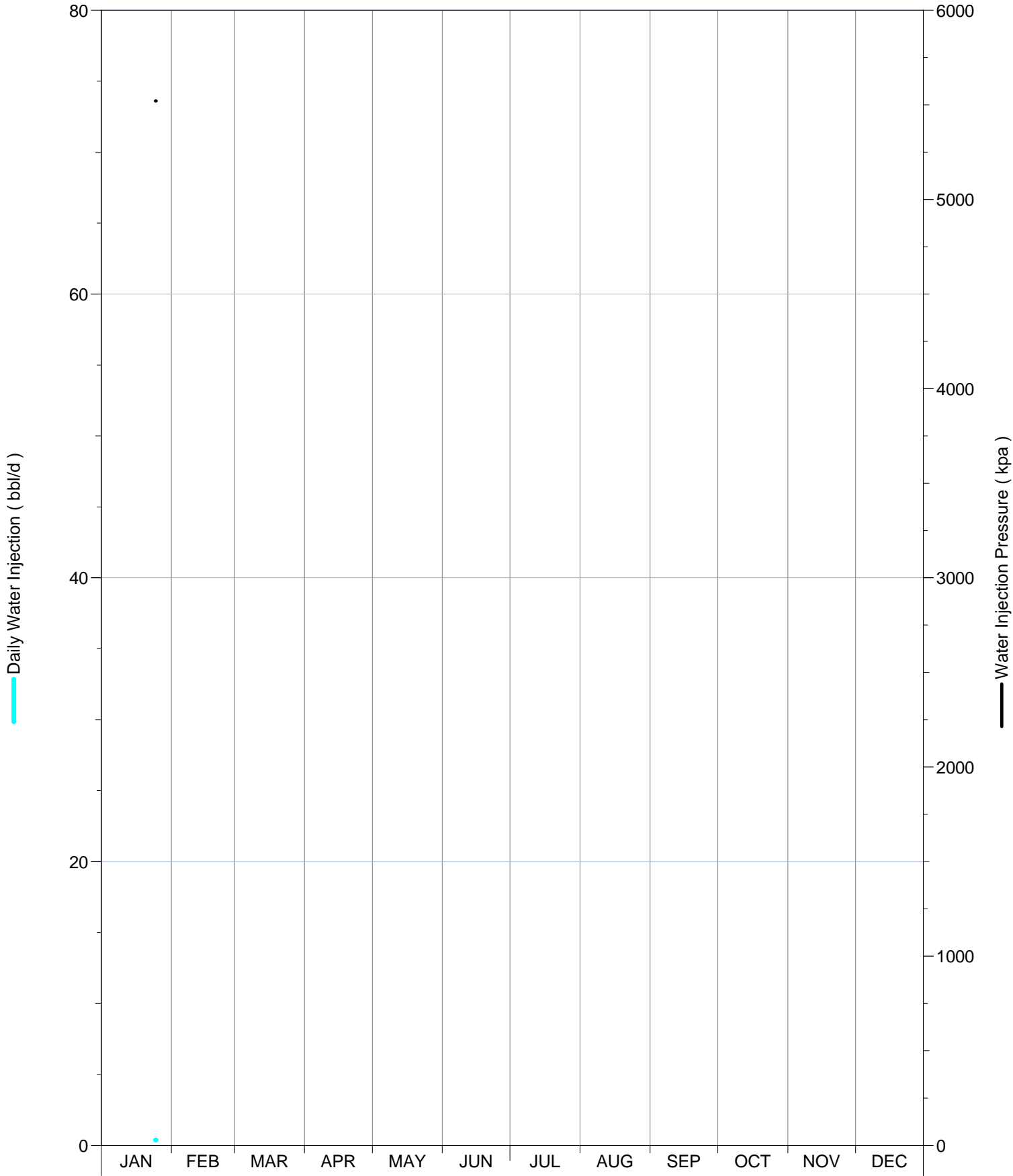
Daily Injection Rate and Pressure for: 00/16-08-002-29W1/0



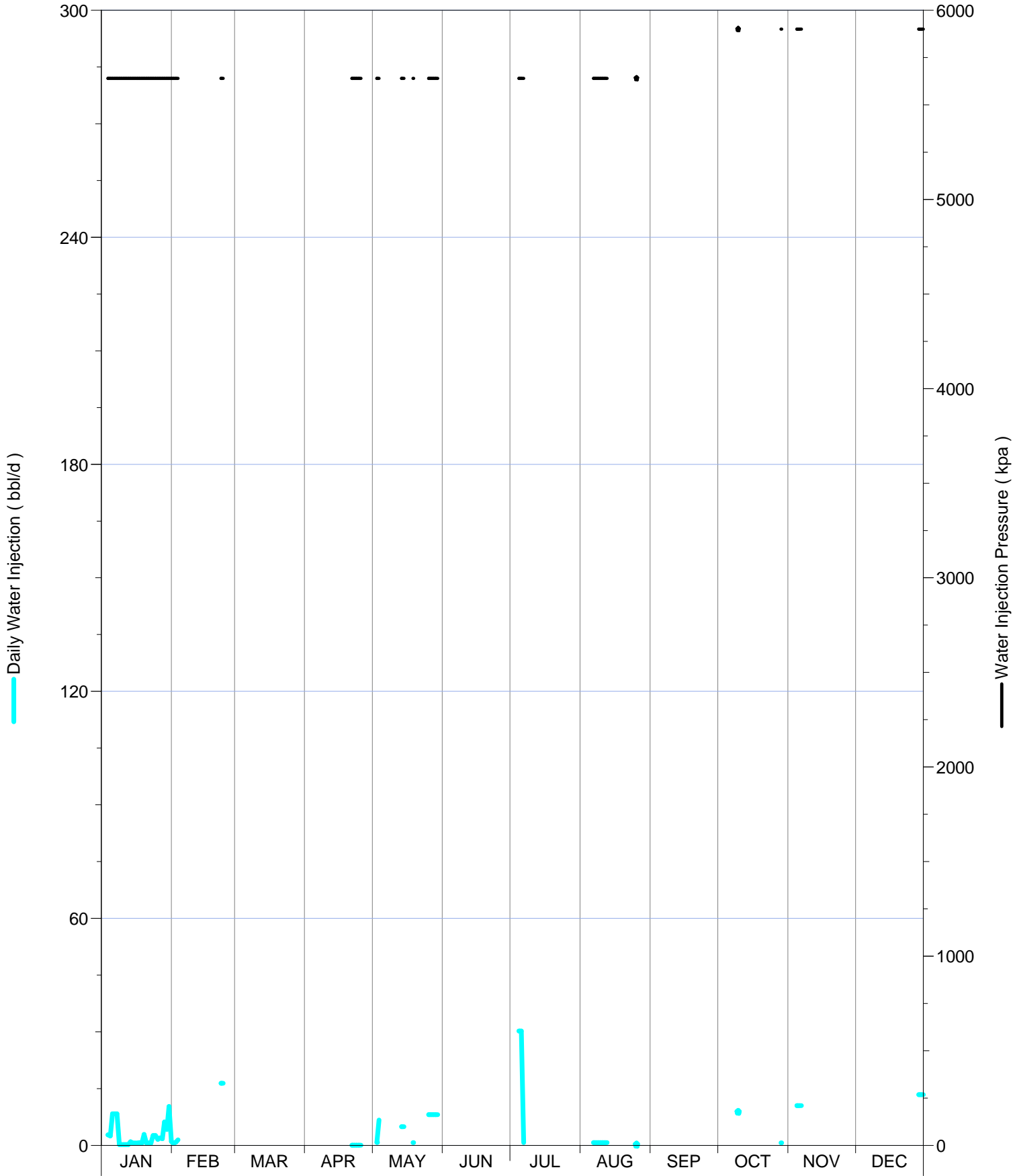
Daily Injection Rate and Pressure for: 00/16-09-002-29W1/0



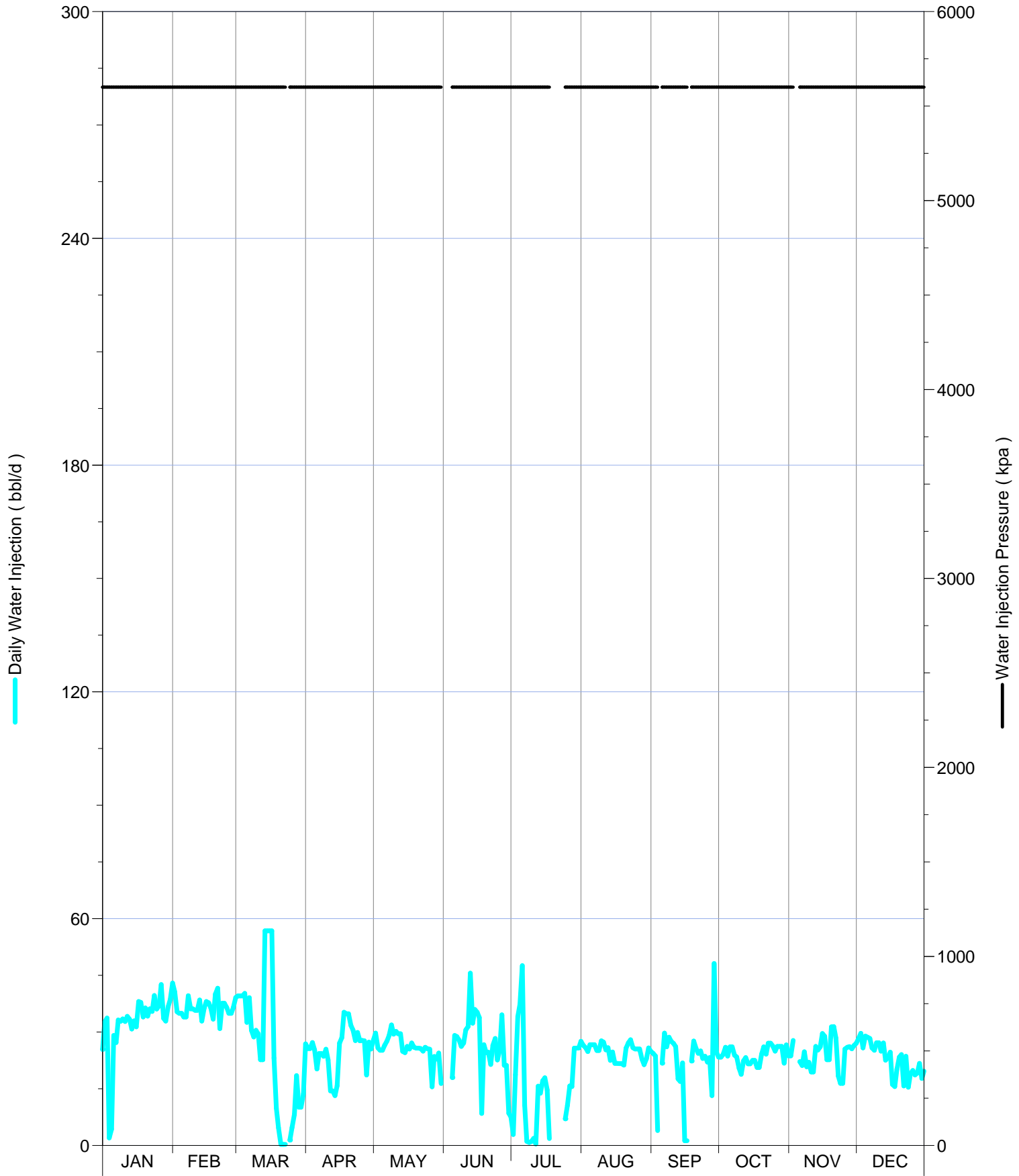
Daily Injection Rate and Pressure for: 00/16-18-002-29W1/0



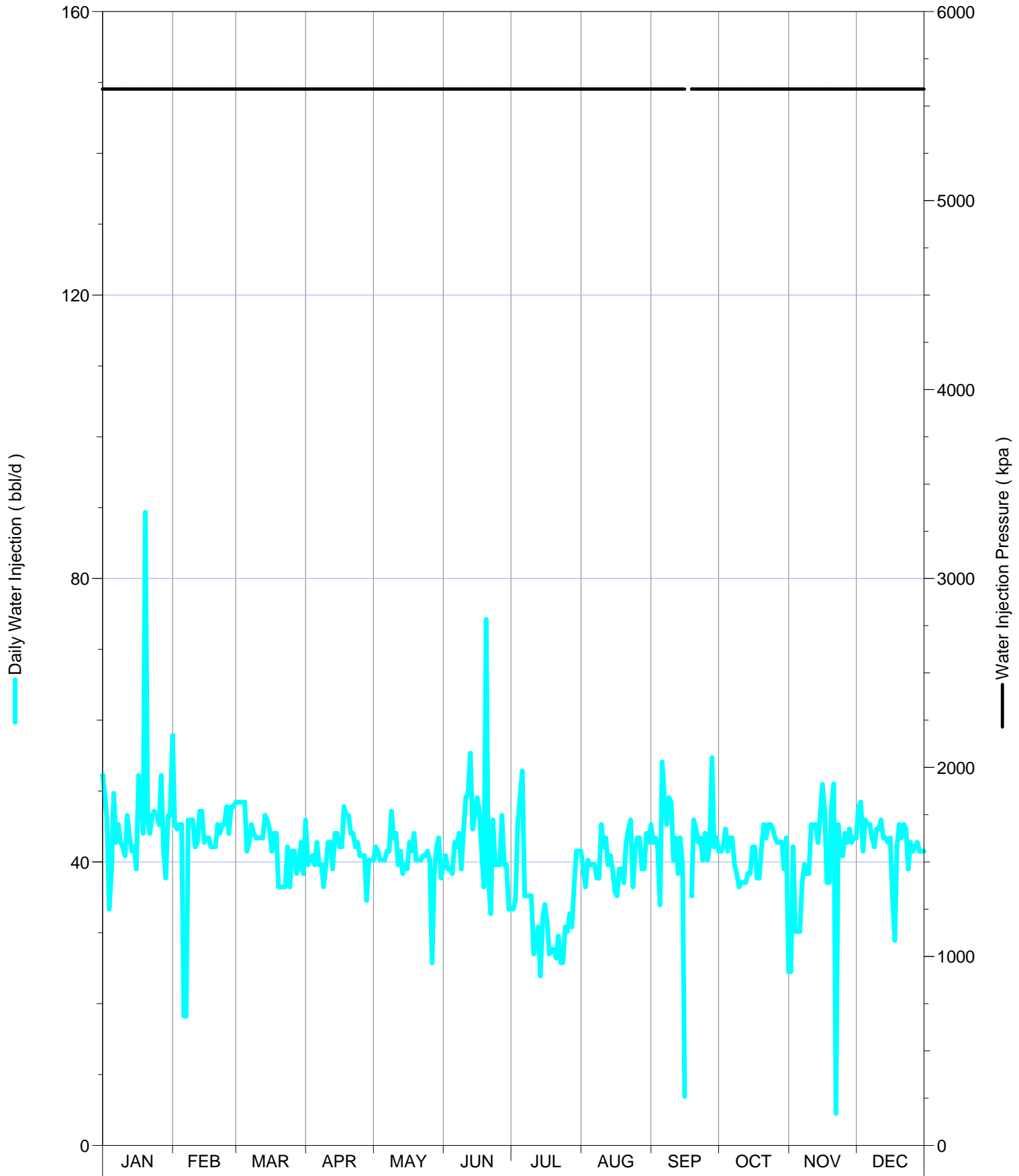
Daily Injection Rate and Pressure for: 02/08-09-002-29W1/0



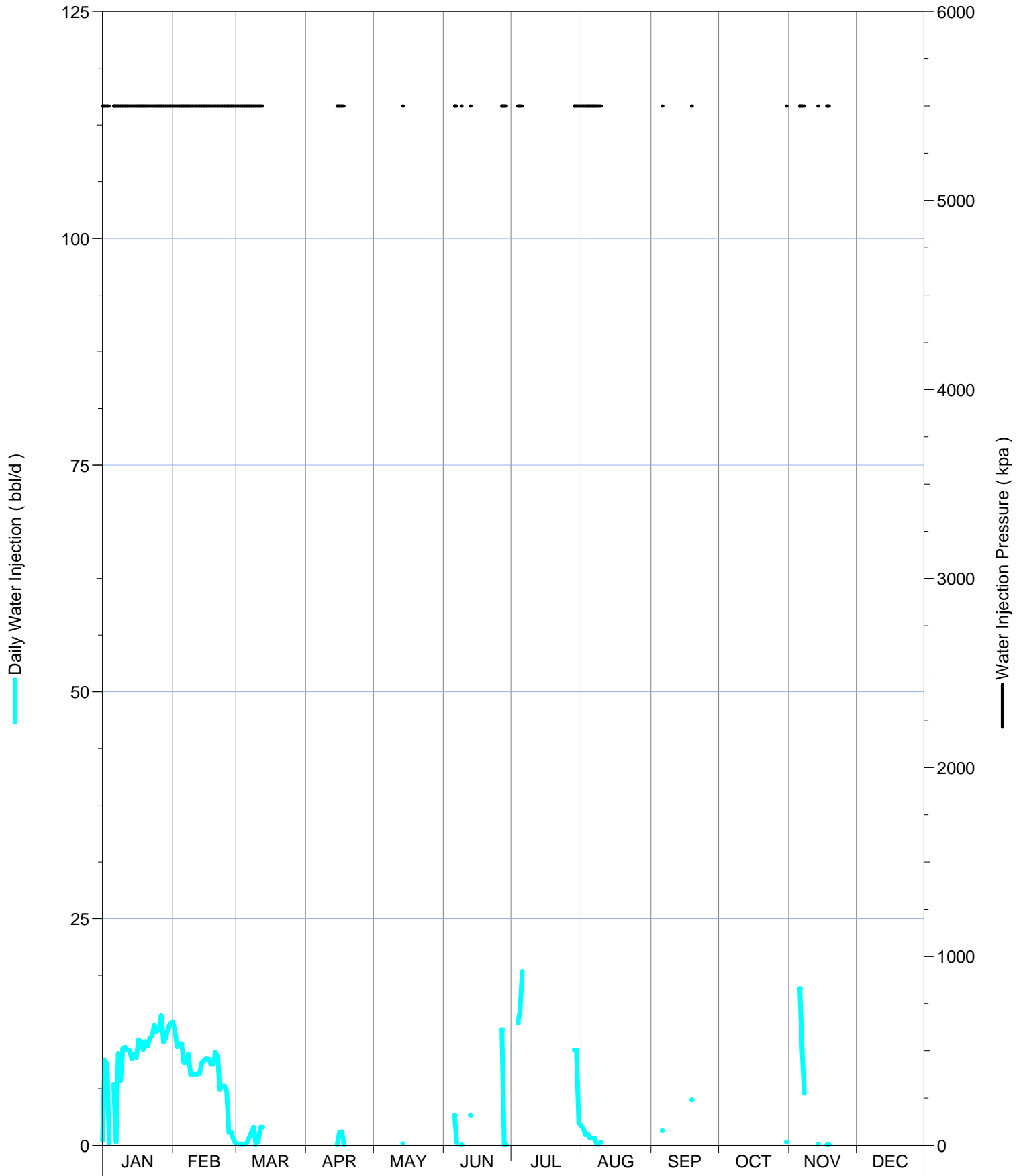
Daily Injection Rate and Pressure for: 02/10-16-002-29W1/0



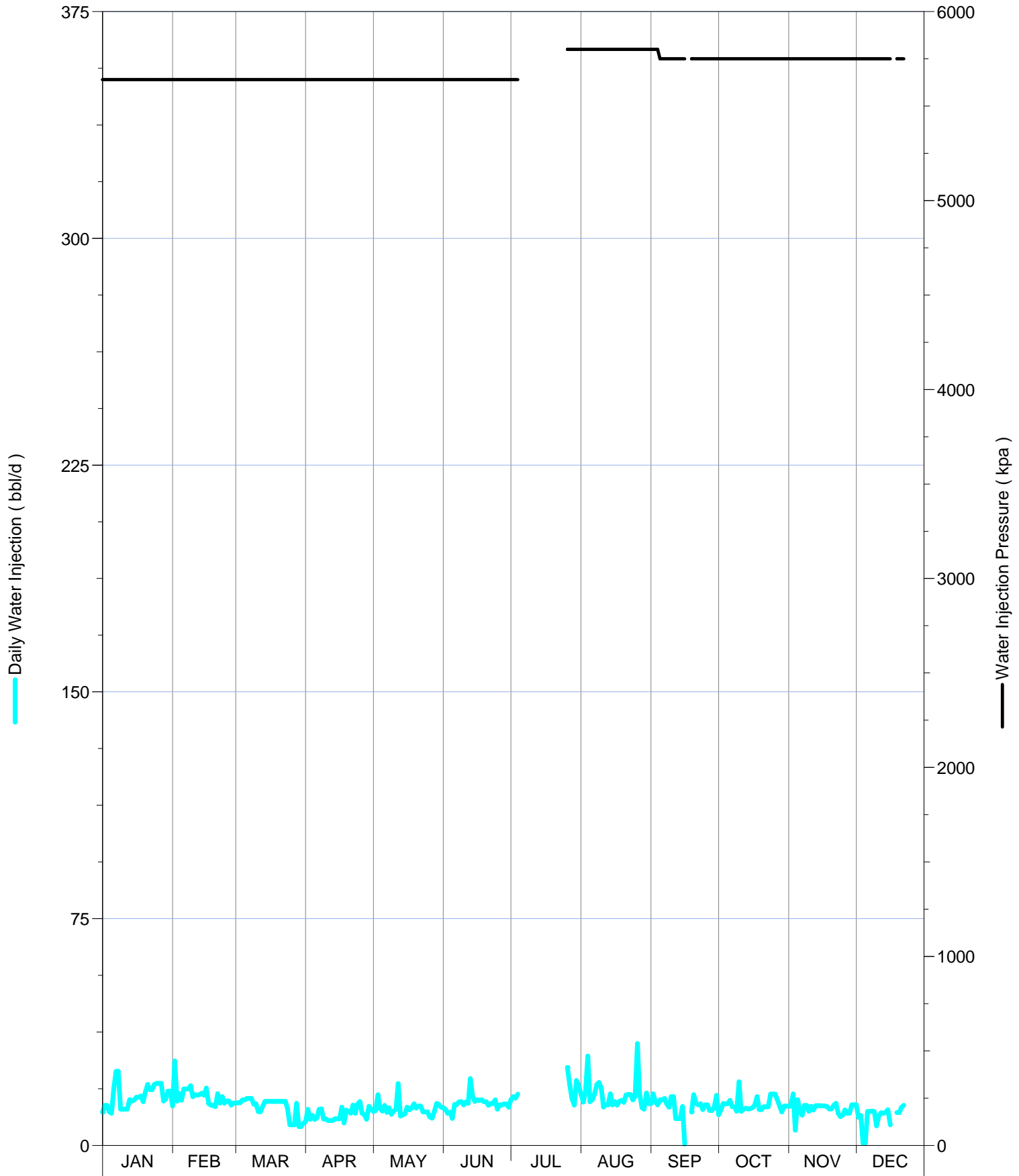
Daily Injection Rate and Pressure for: 02/12-09-002-29W1/0



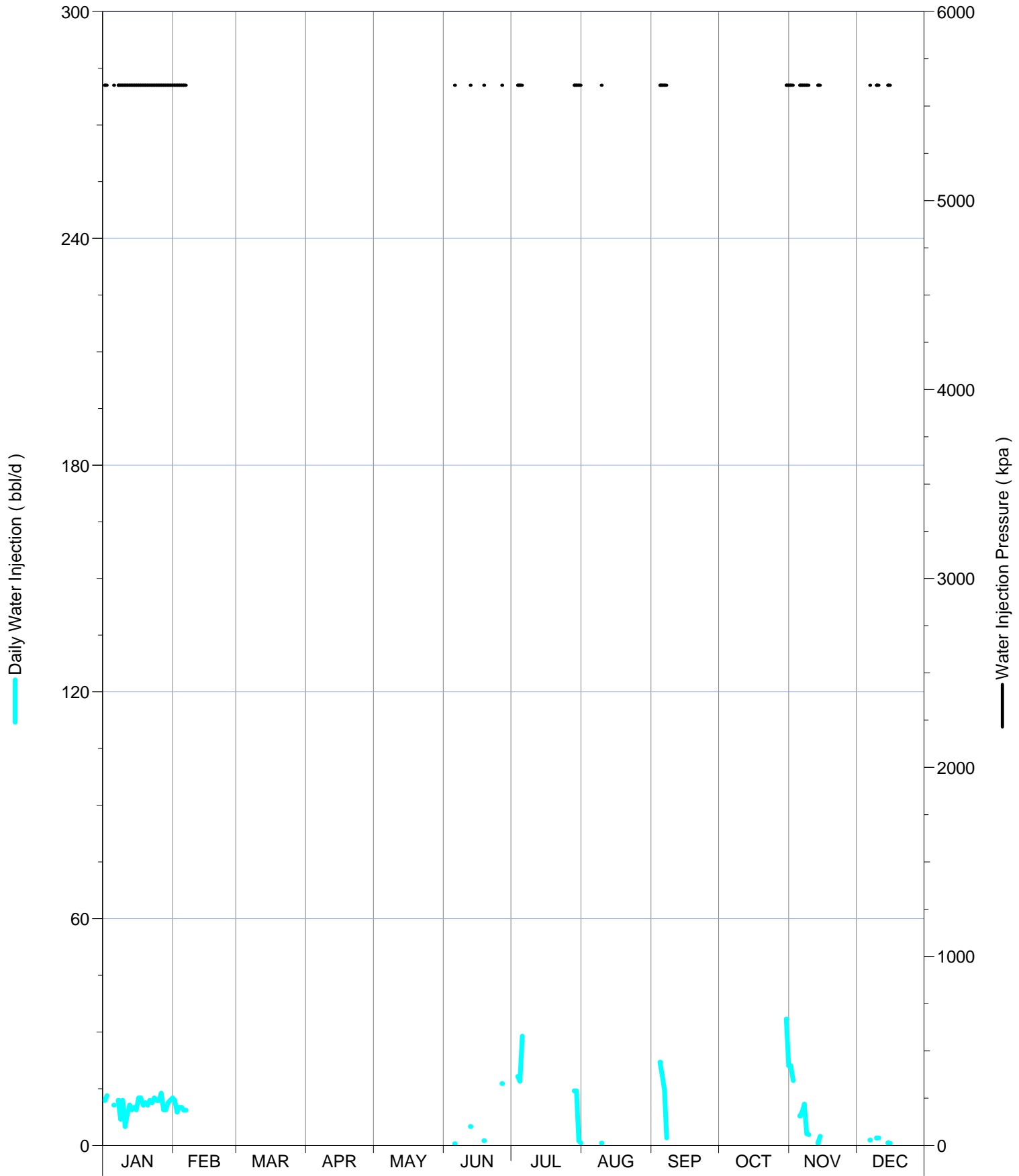
Daily Injection Rate and Pressure for: 02/12-16-002-29W1/0



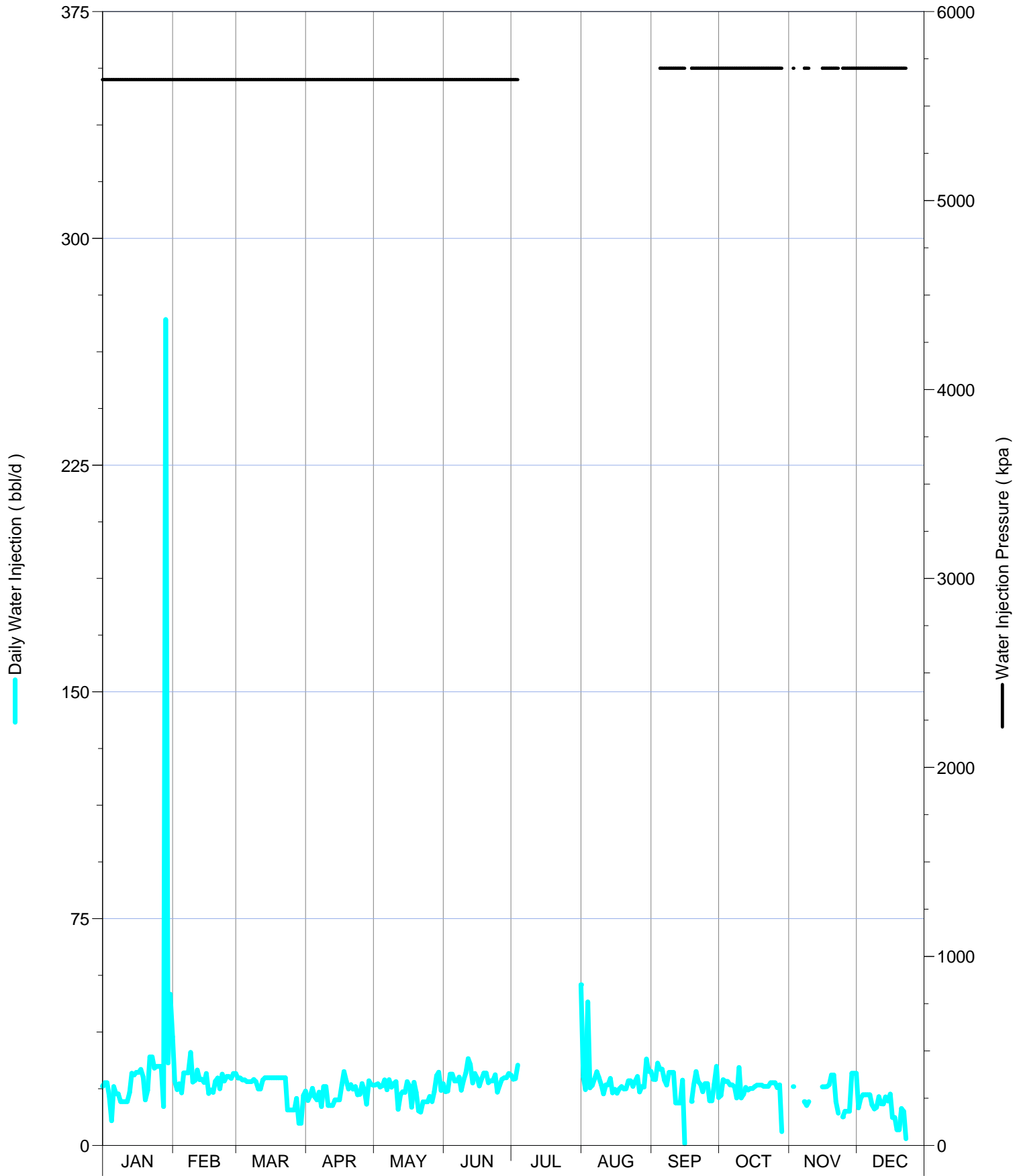
Daily Injection Rate and Pressure for: 02/16-09-002-29W1/0



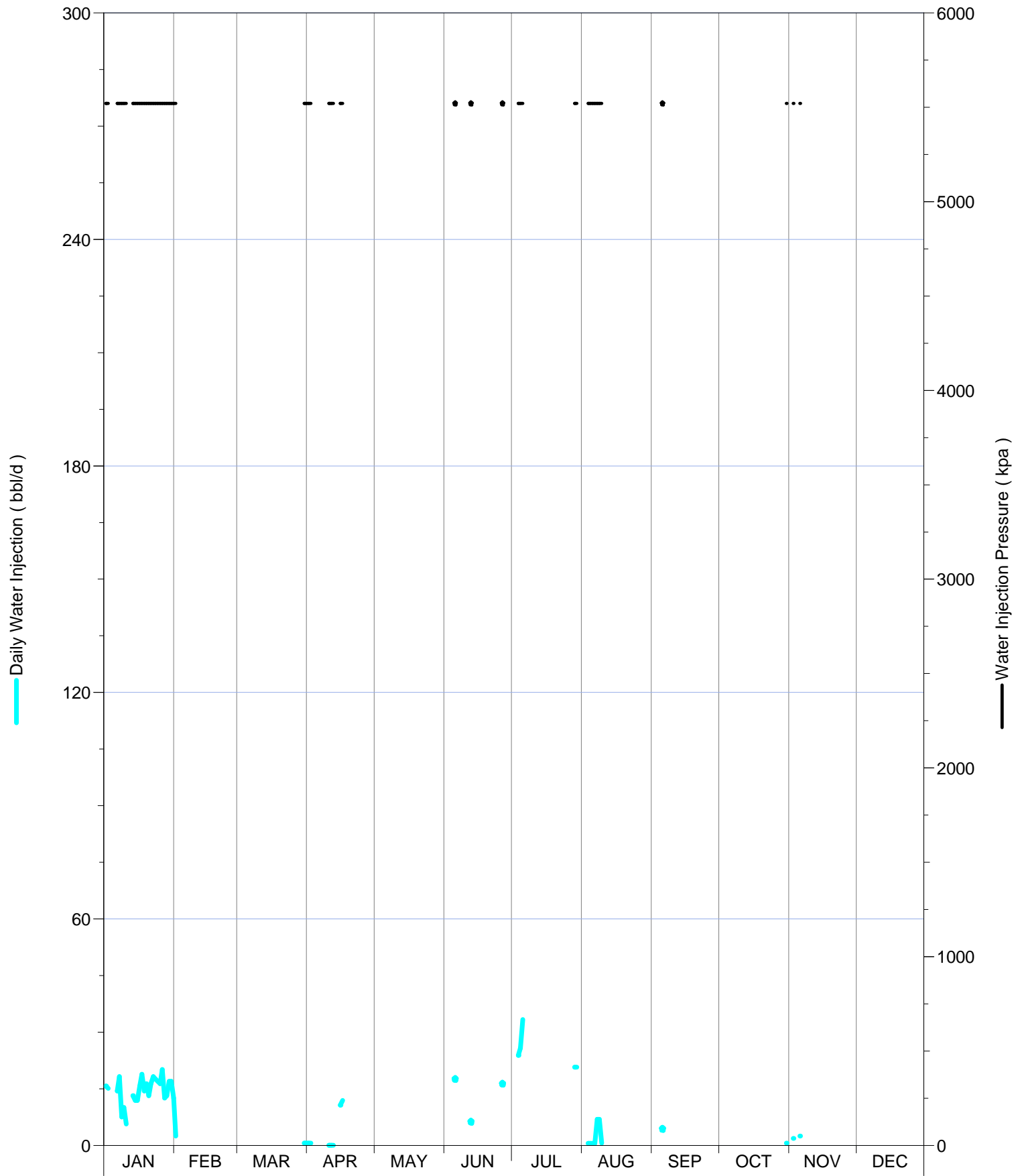
Daily Injection Rate and Pressure for: 03/15-16-002-29W1/0



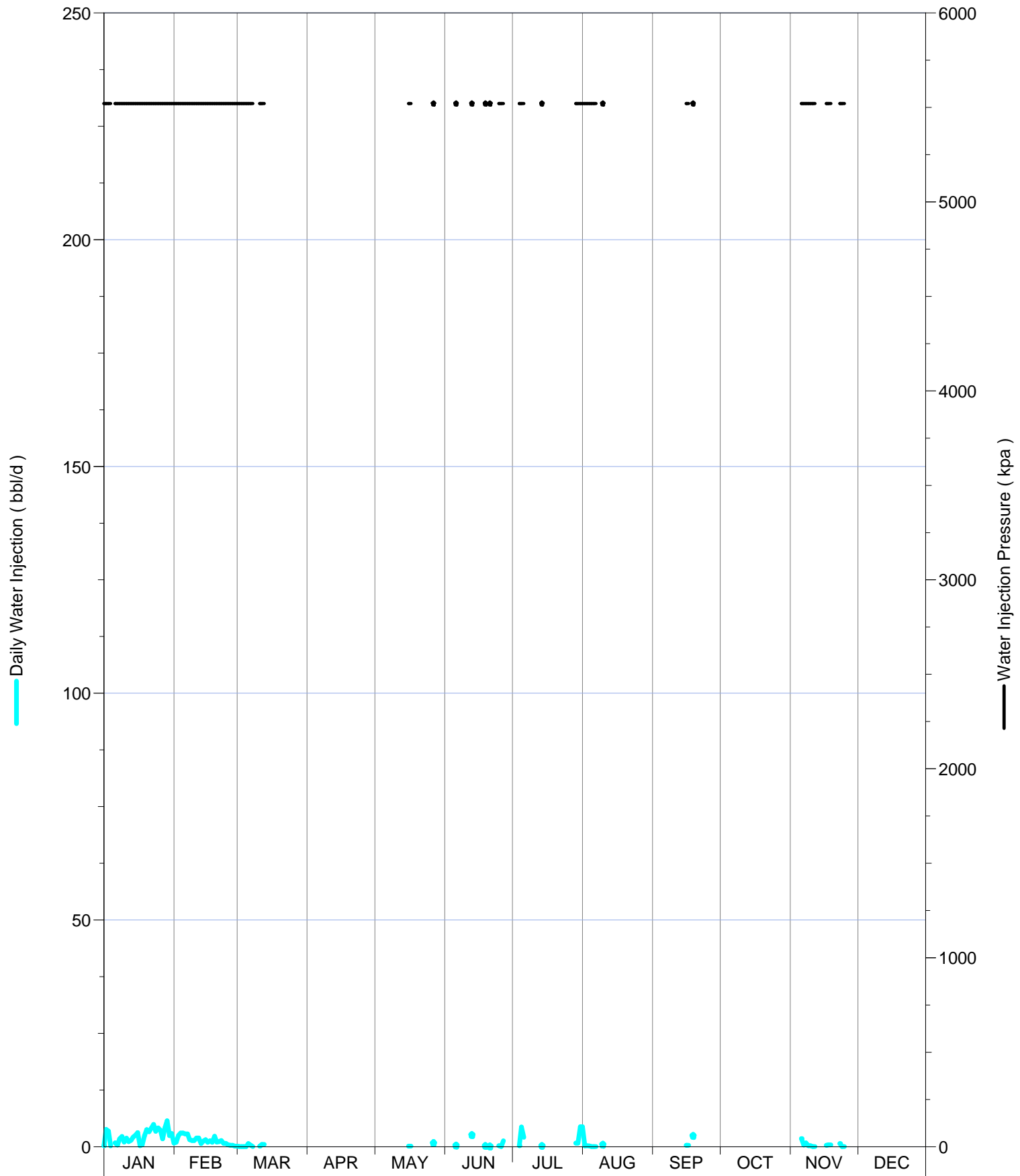
Daily Injection Rate and Pressure for: 03/16-09-002-29W1/0



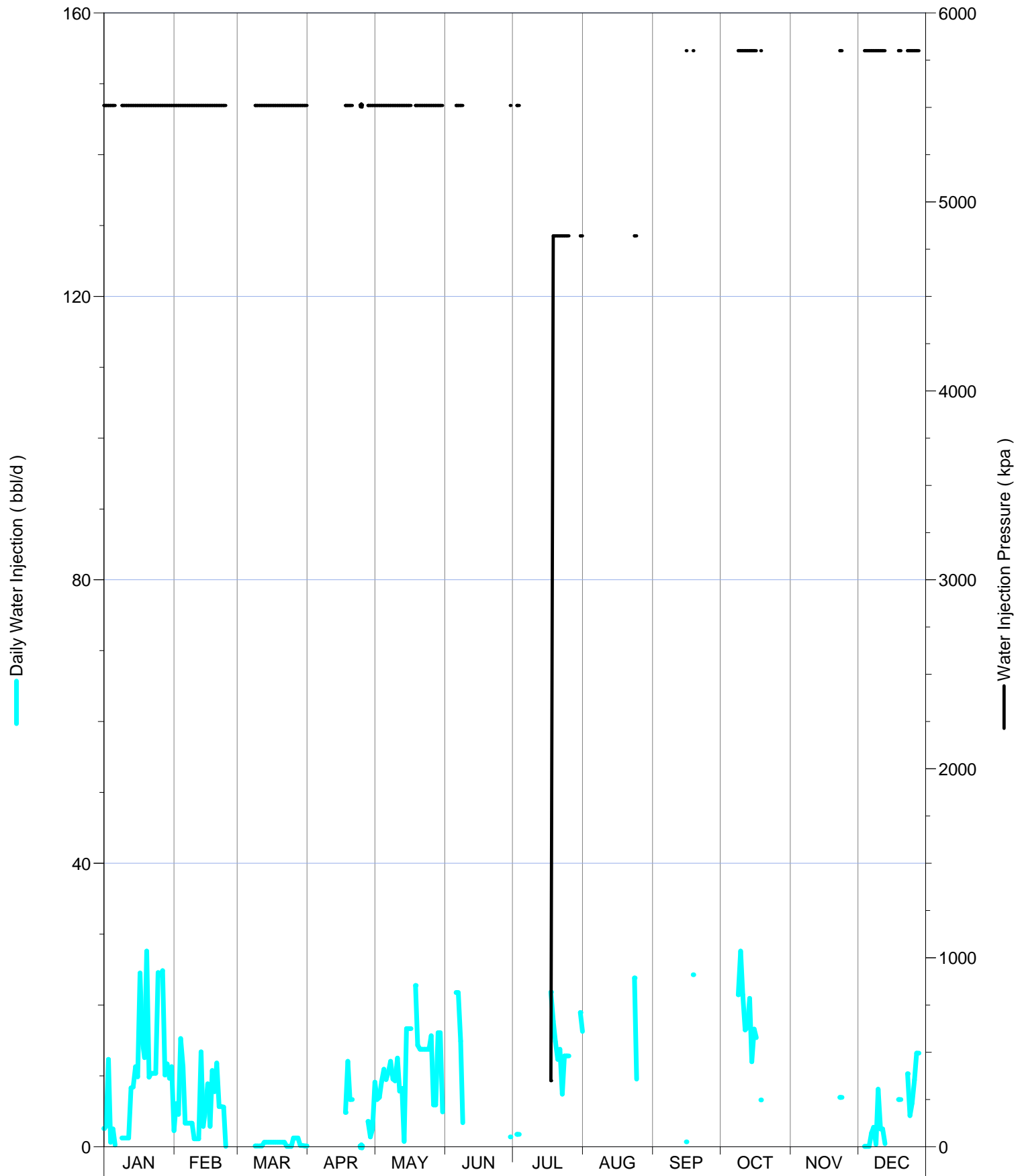
Daily Injection Rate and Pressure for: B0/02-17-002-29W1/0



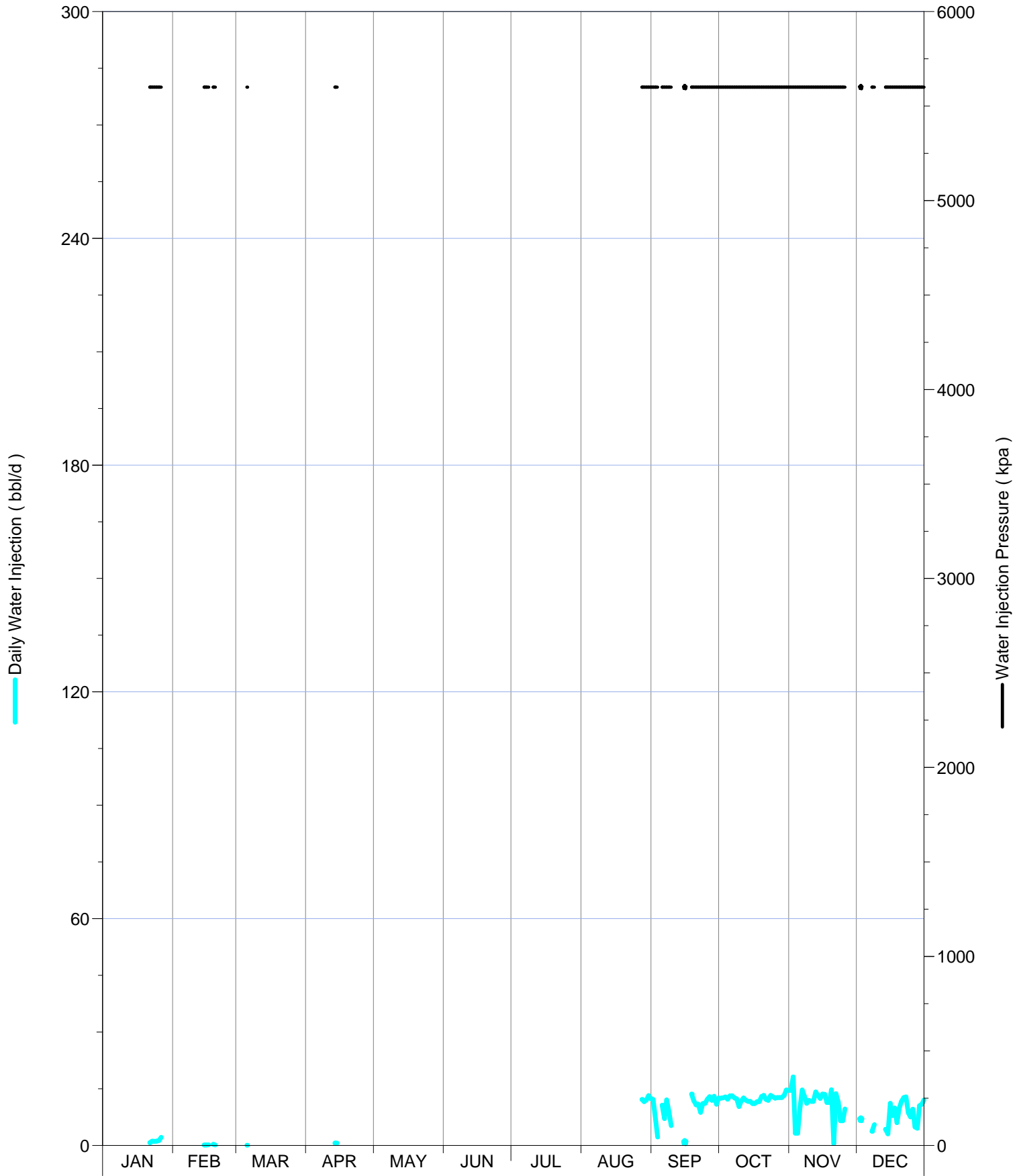
Daily Injection Rate and Pressure for: B0/04-16-002-29W1/0



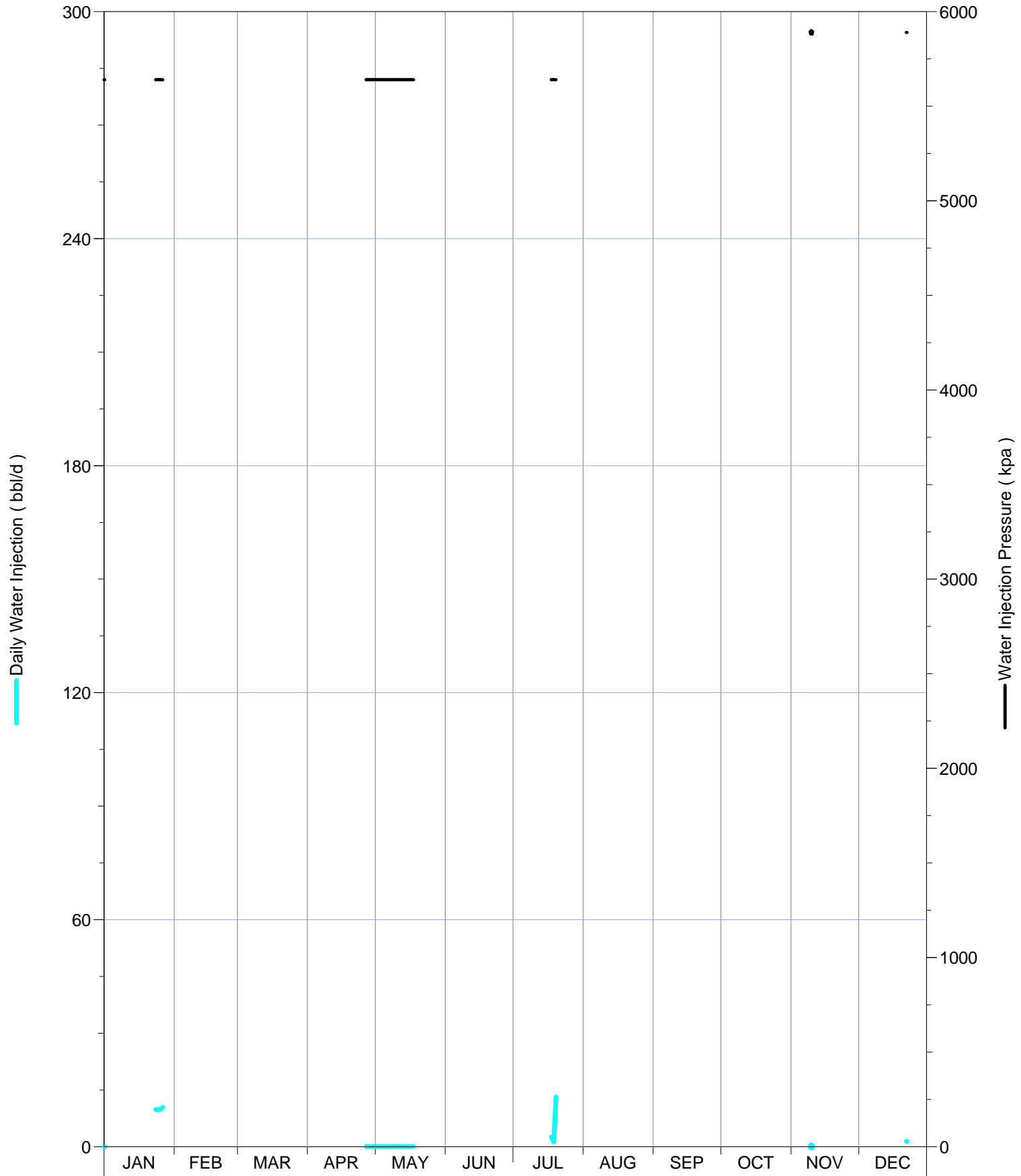
Daily Injection Rate and Pressure for: B0/06-09-002-29W1/0



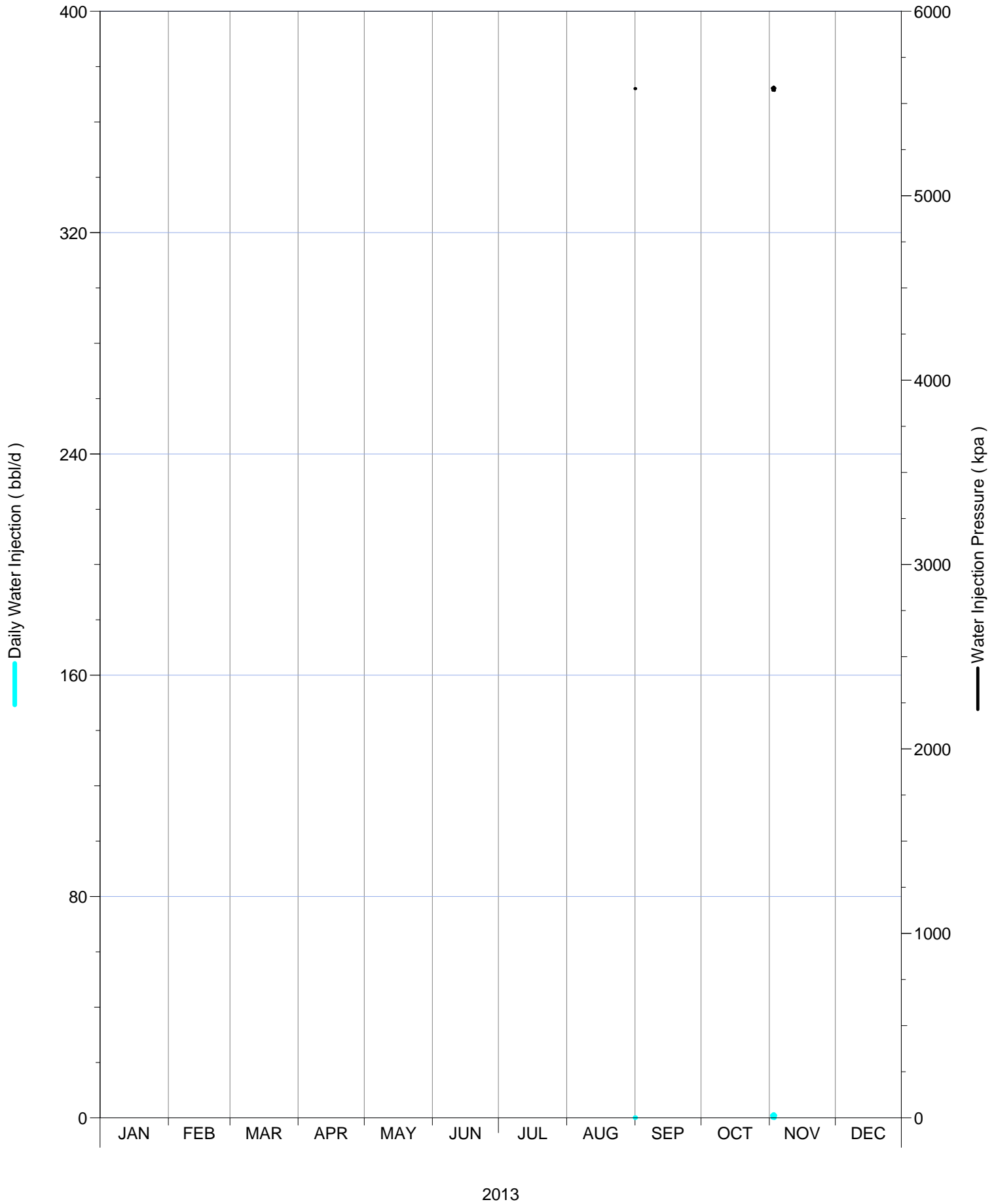
Daily Injection Rate and Pressure for: B0/06-16-002-29W1/0



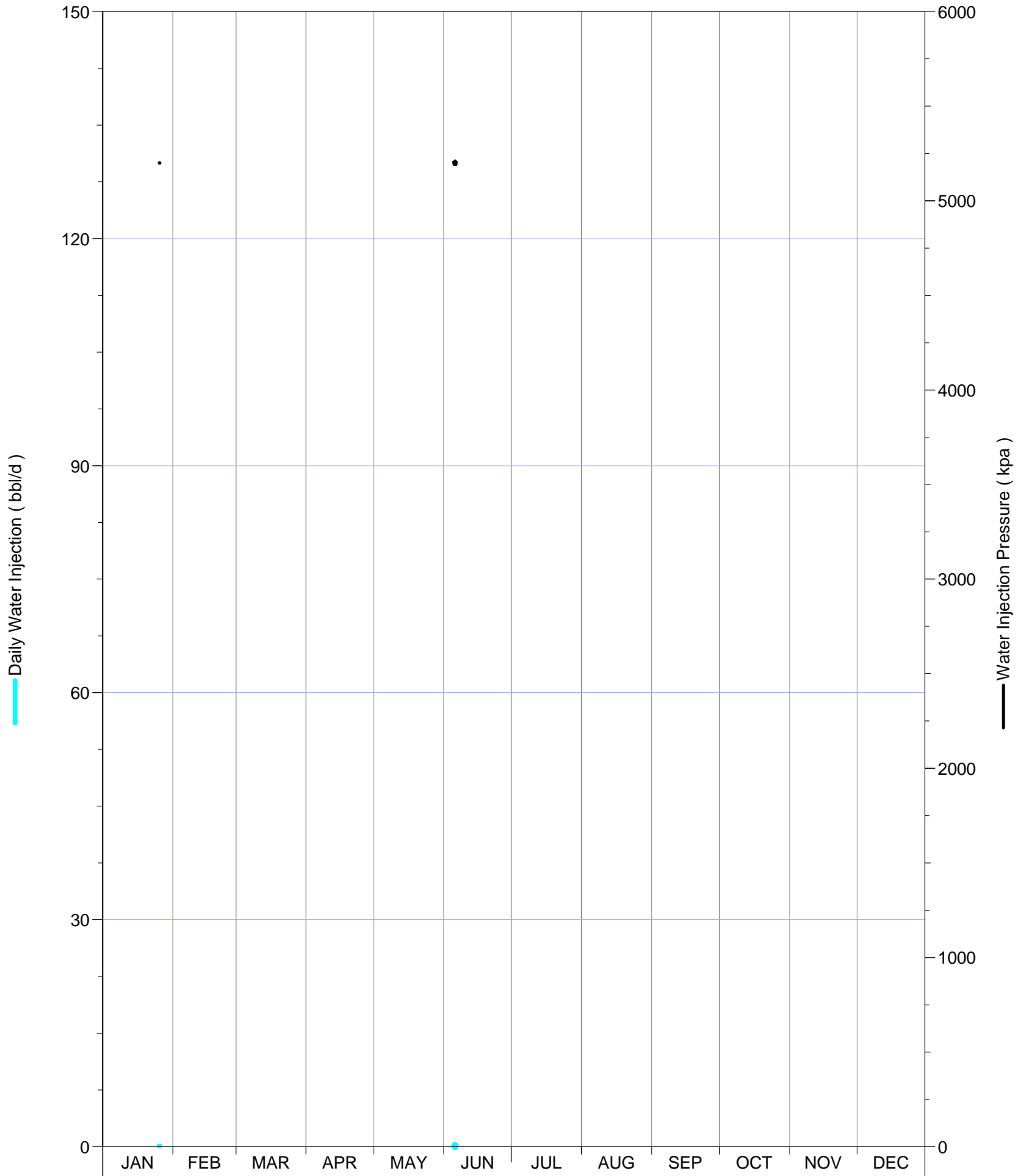
Daily Injection Rate and Pressure for: B0/08-09-002-29W1/0



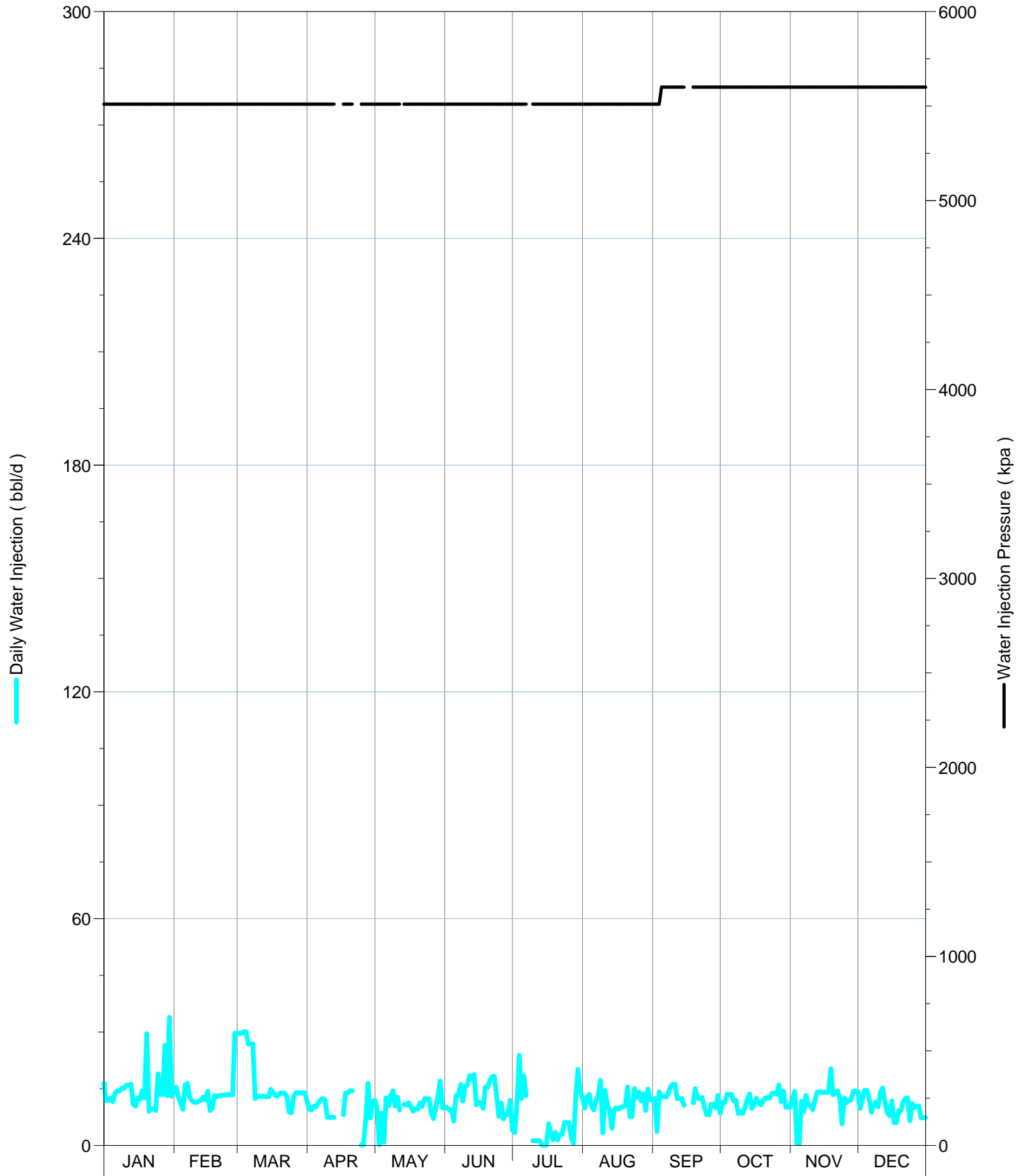
Daily Injection Rate and Pressure for: B0/08-16-002-29W1/0



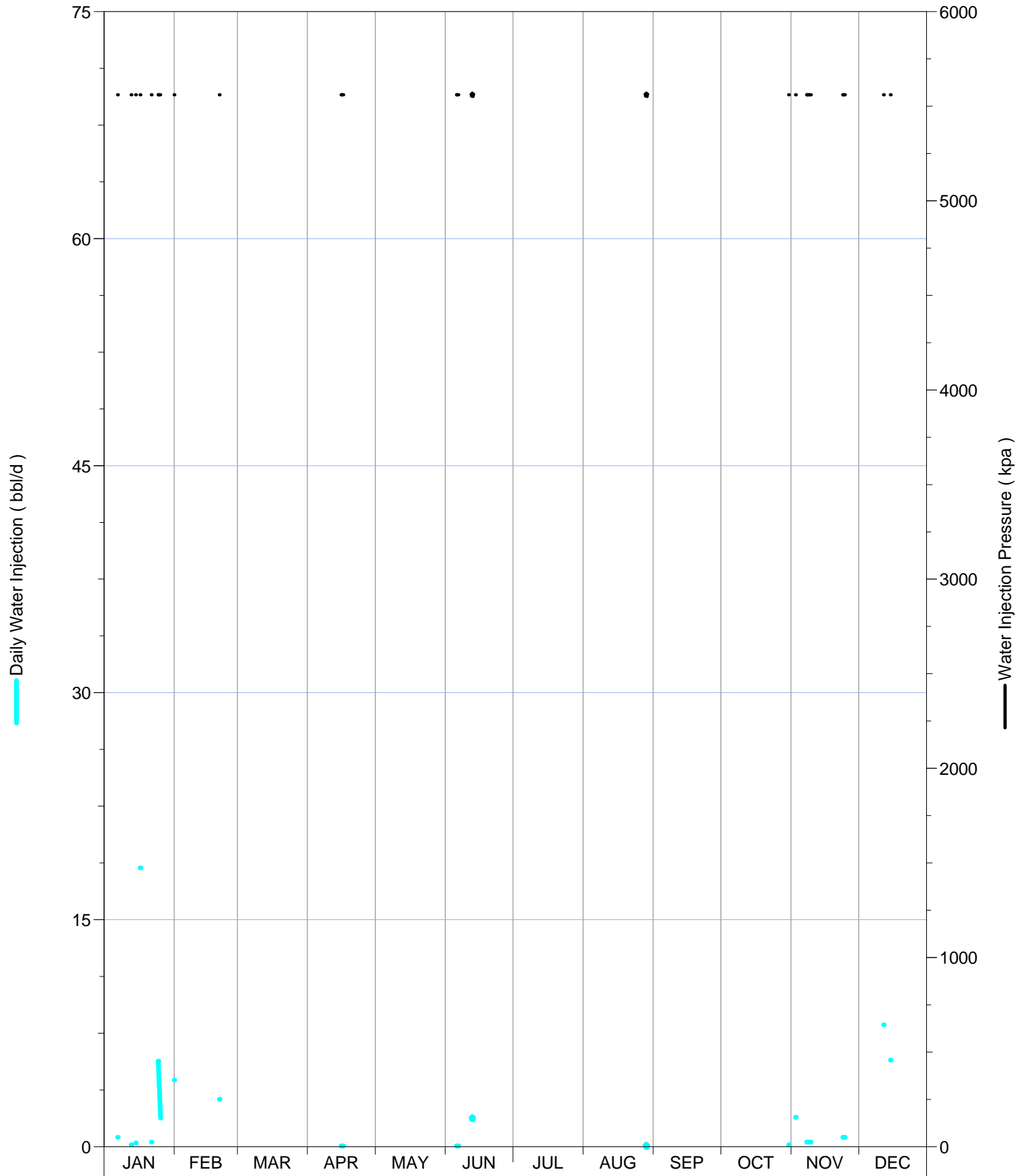
Daily Injection Rate and Pressure for: B0/12-17-002-29W1/0



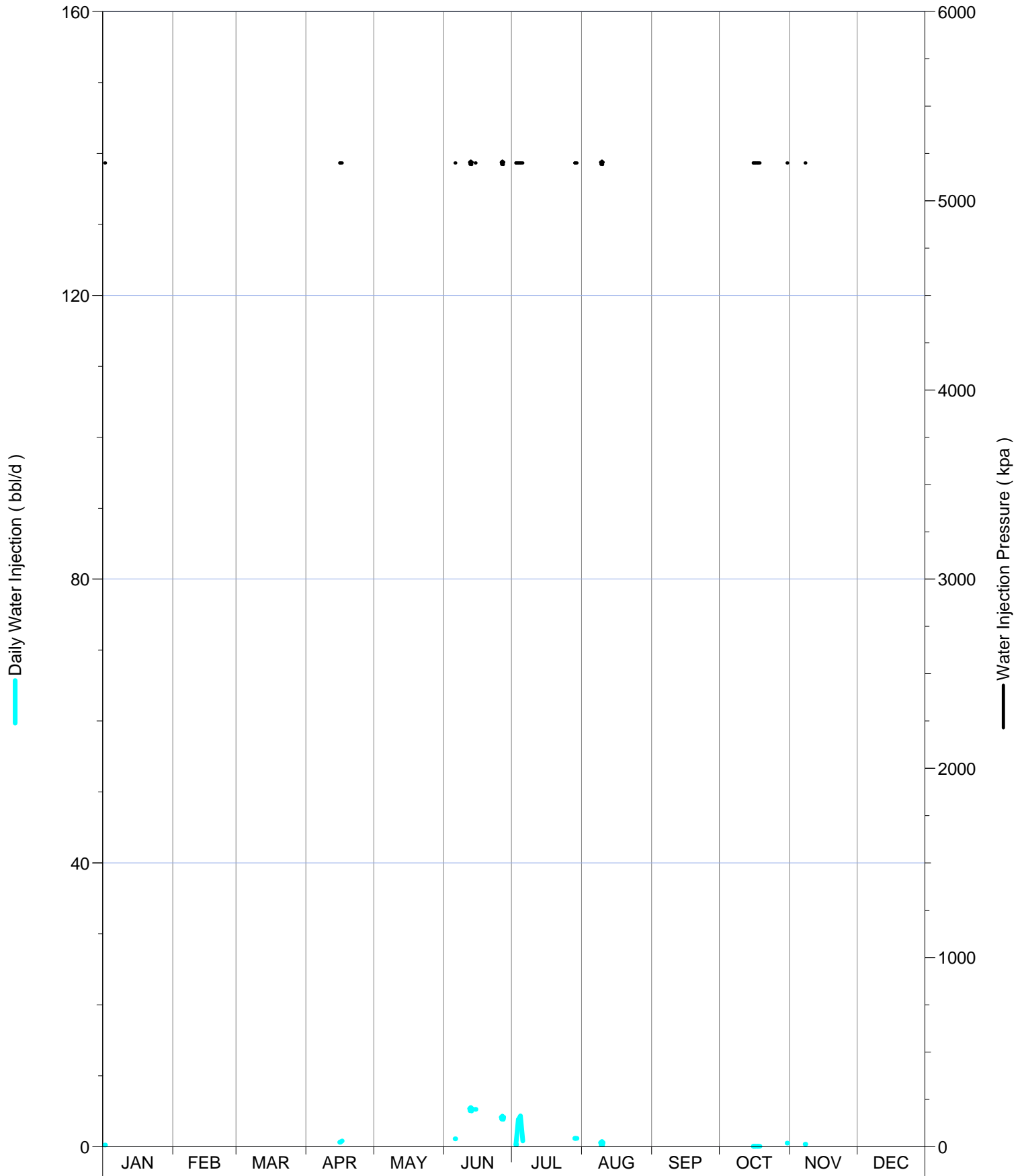
Daily Injection Rate and Pressure for: B0/14-04-002-29W1/0



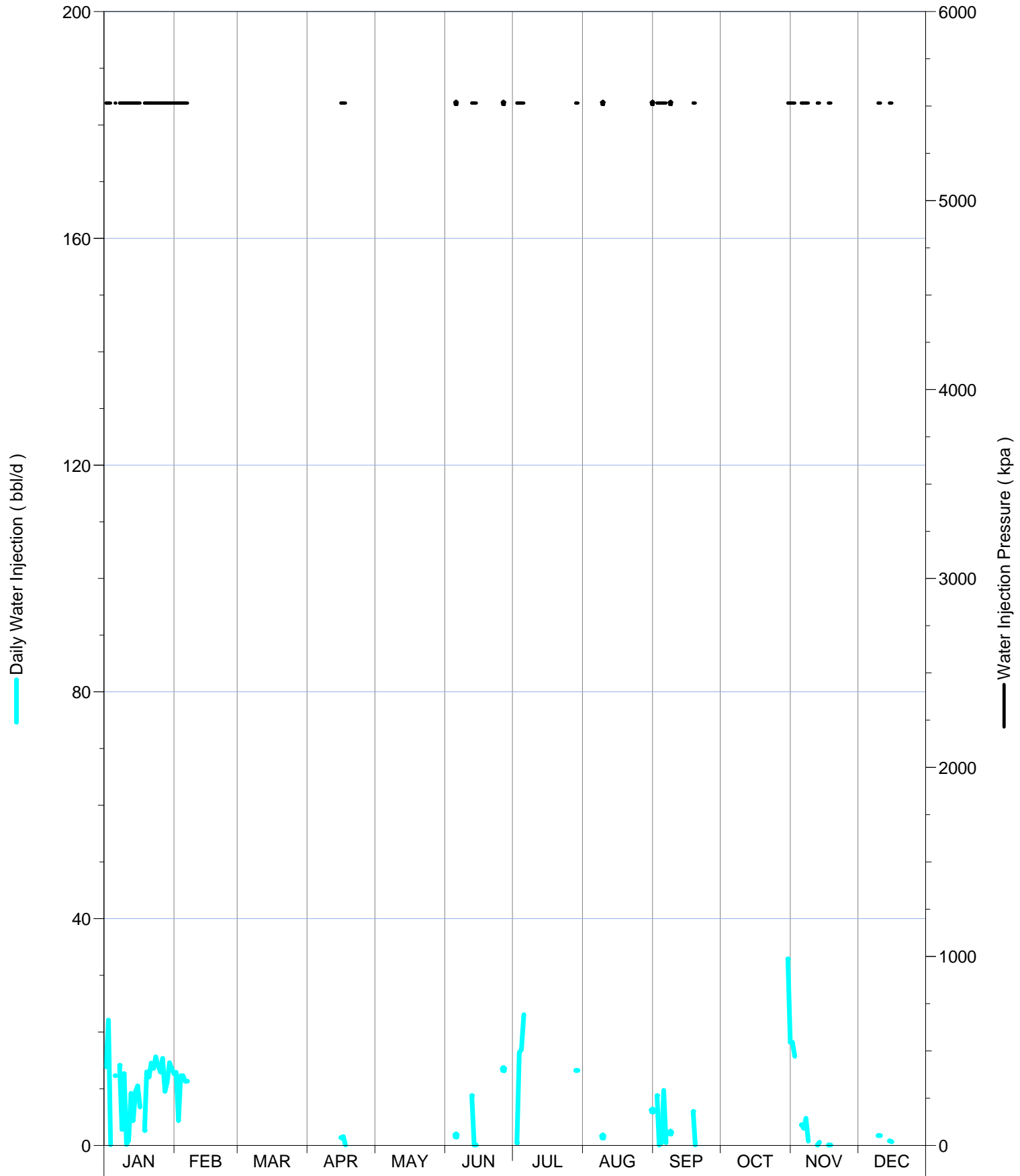
Daily Injection Rate and Pressure for: B0/14-08-002-29W1/0



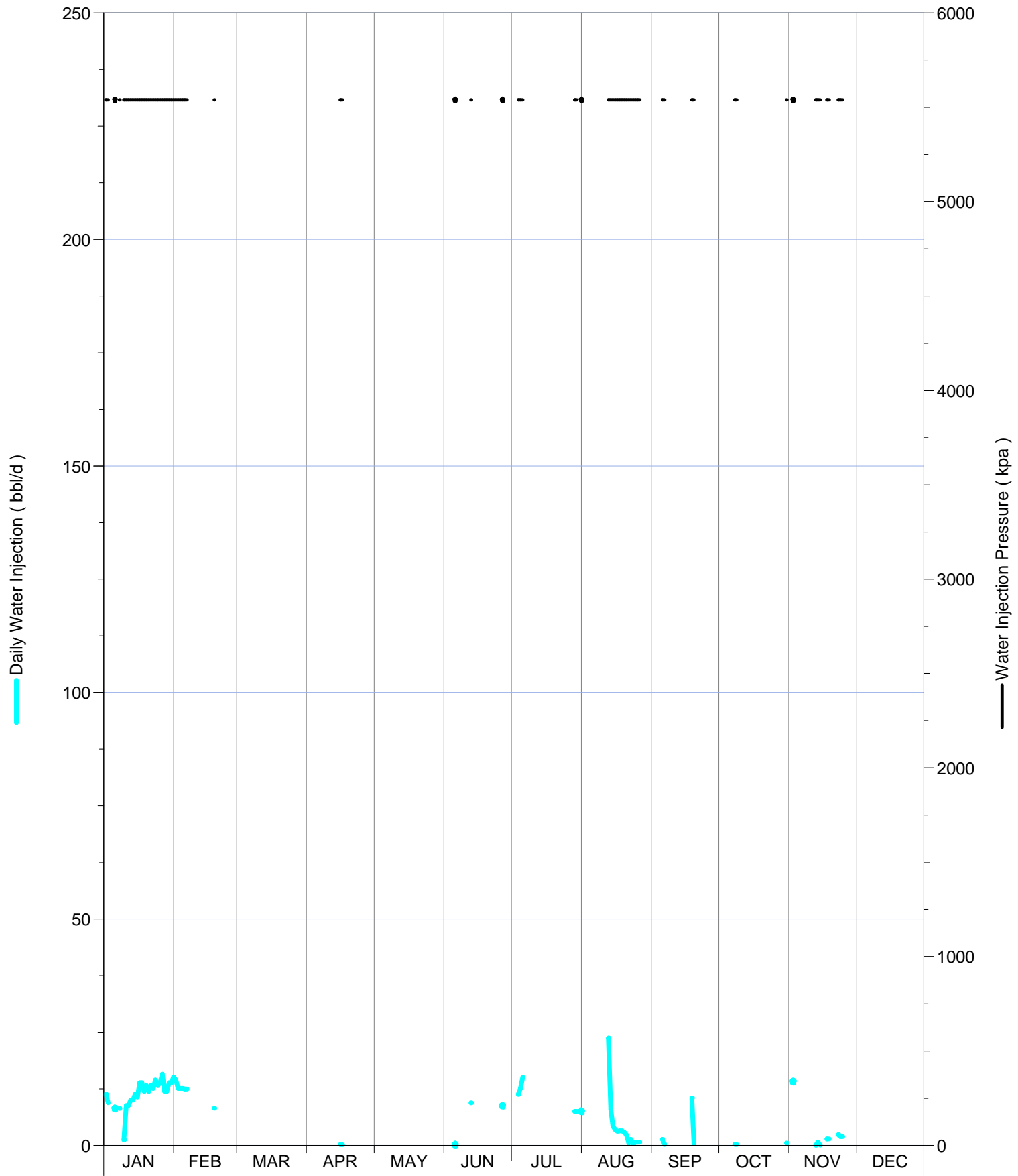
Daily Injection Rate and Pressure for: B0/16-17-002-29W1/0



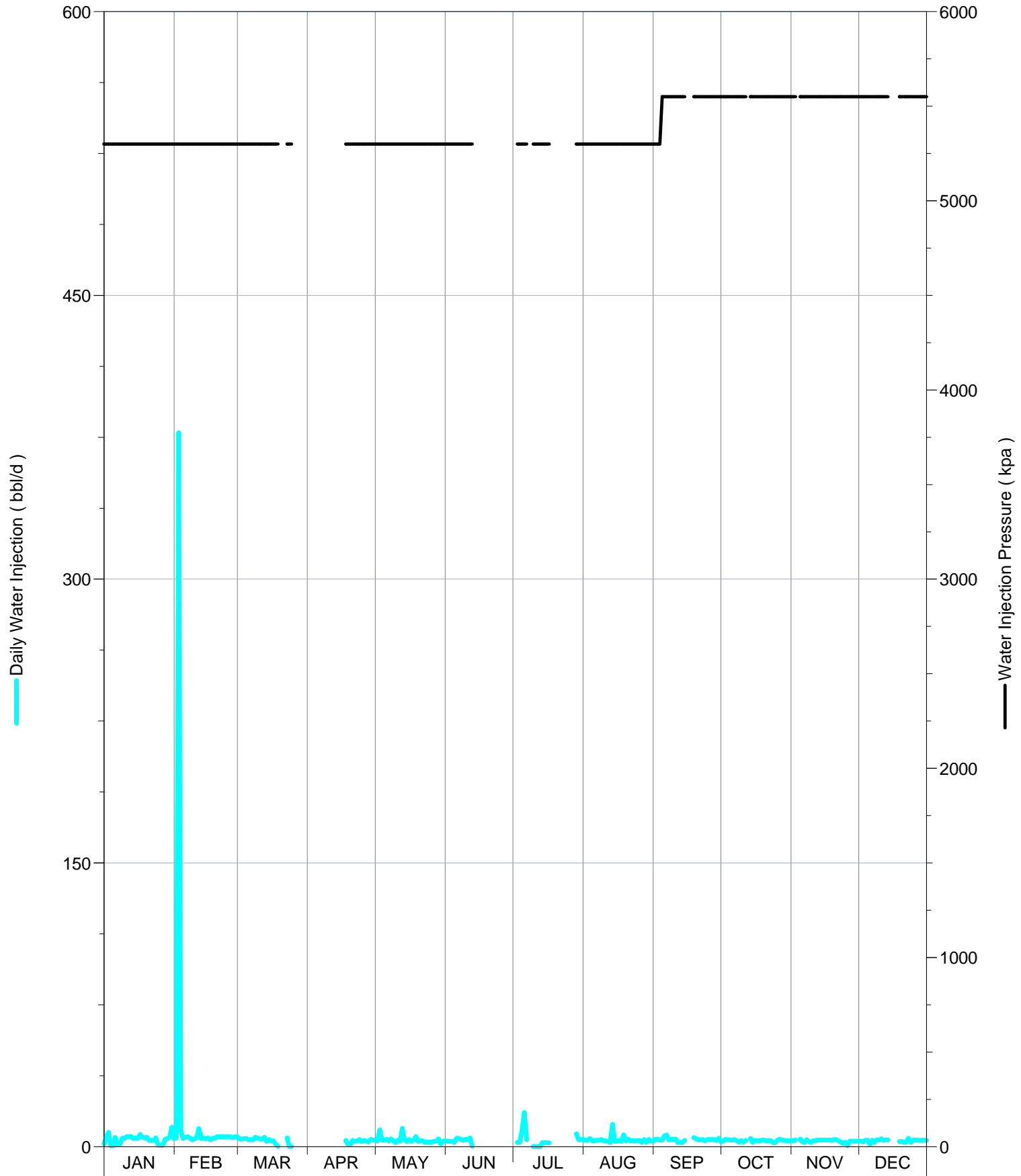
Daily Injection Rate and Pressure for: C0/05-16-002-29W1/0



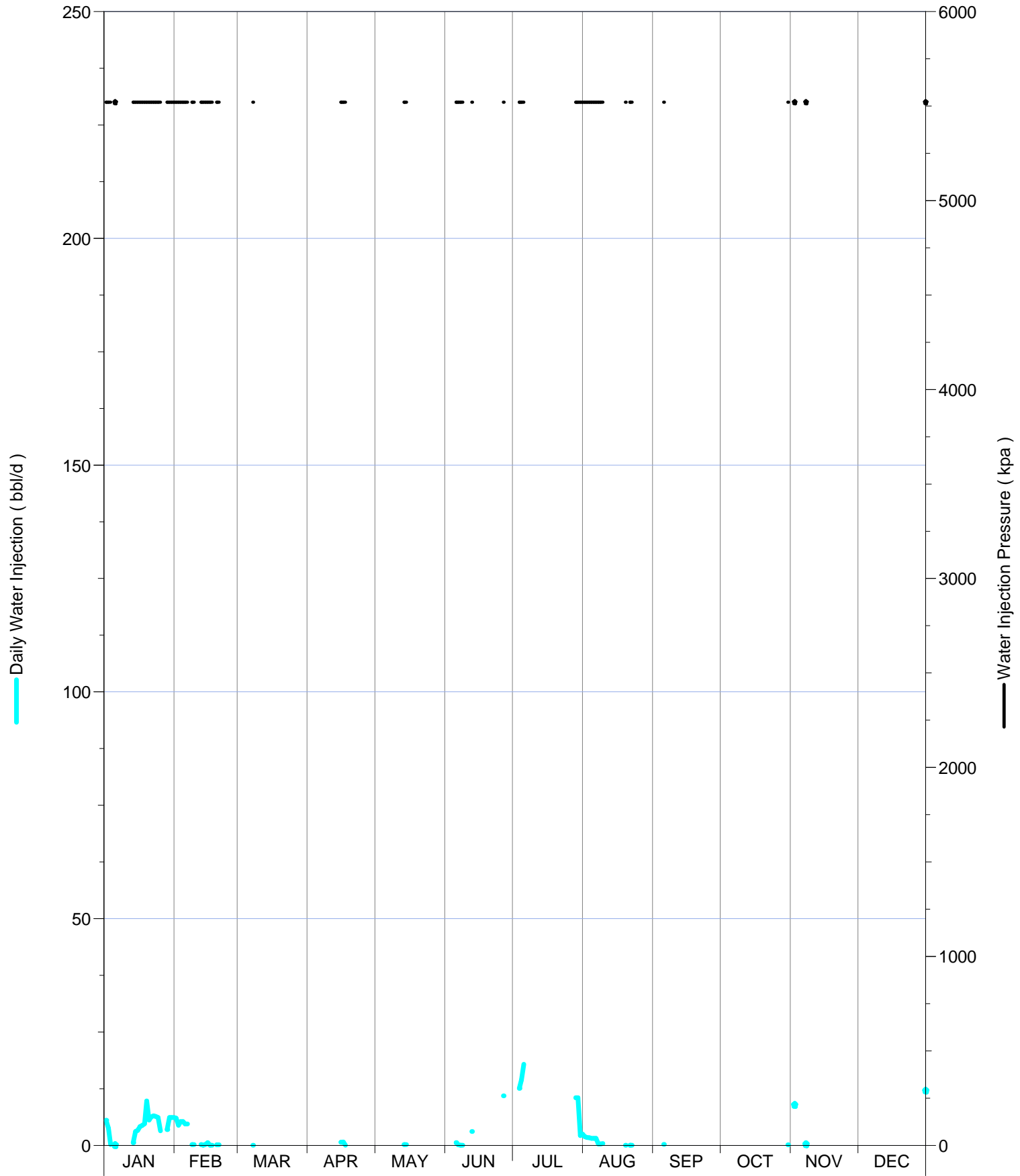
Daily Injection Rate and Pressure for: C0/11-16-002-29W1/0



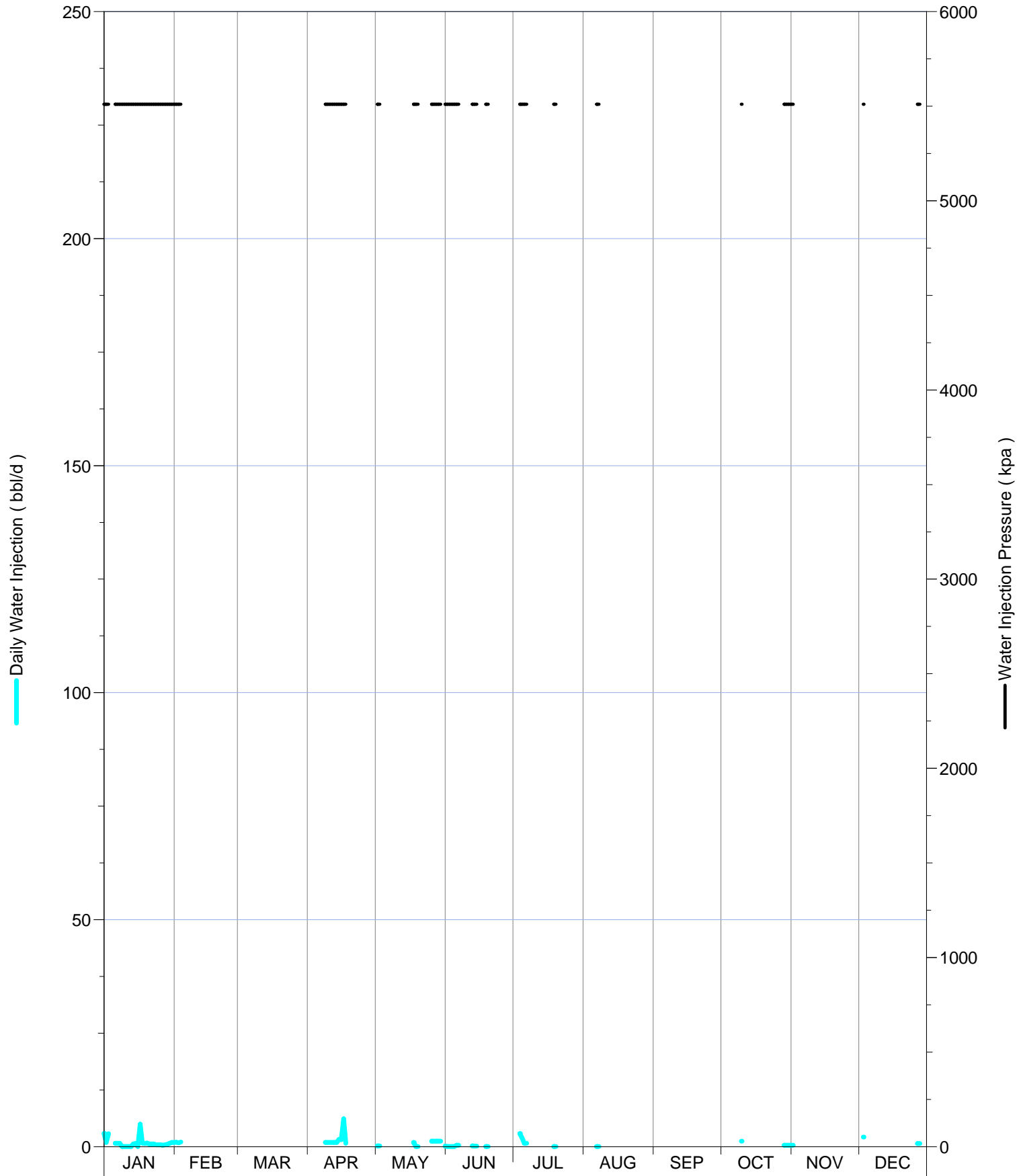
Daily Injection Rate and Pressure for: C0/15-04-002-29W1/0



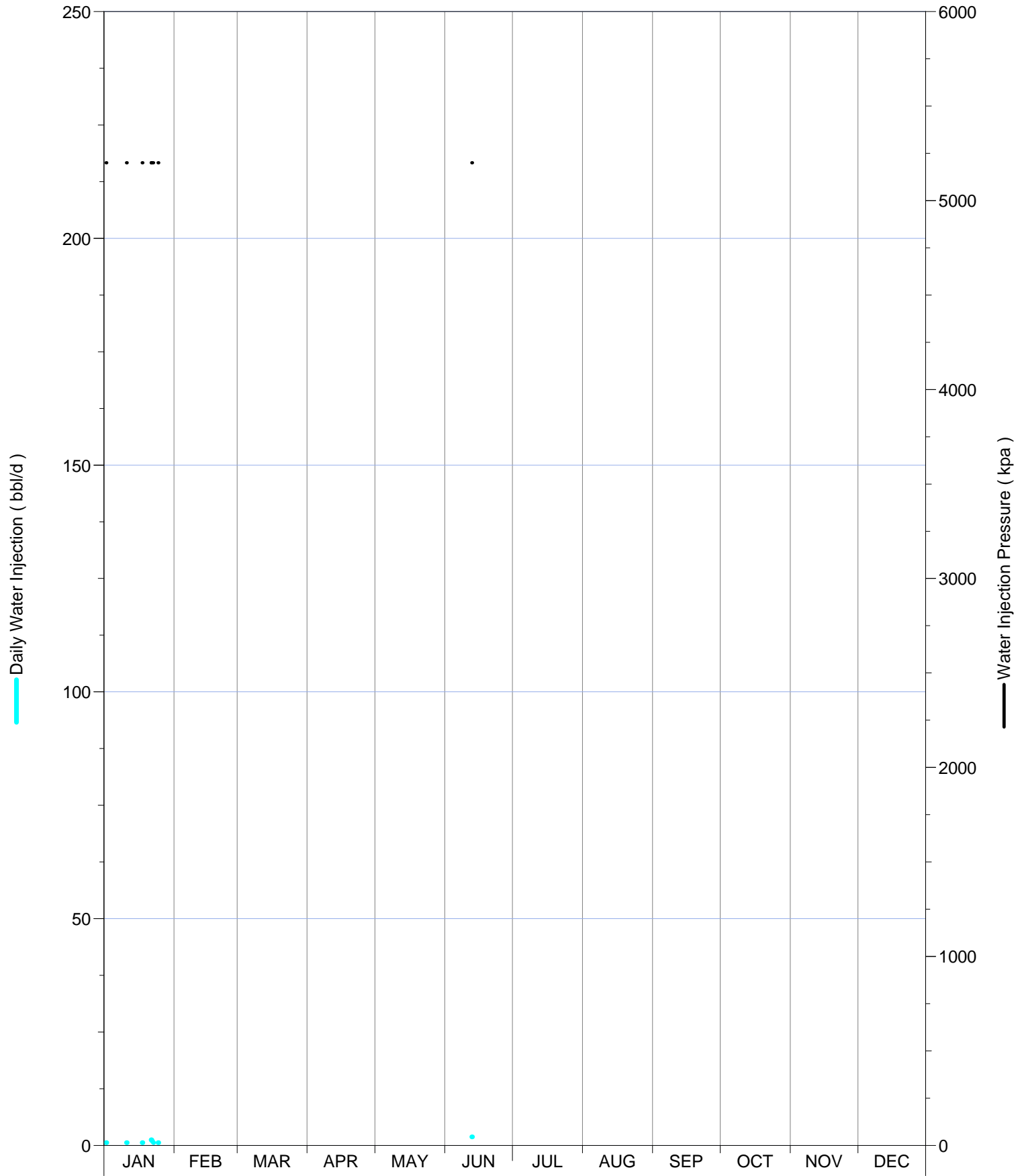
Daily Injection Rate and Pressure for: C2/07-16-002-29W1/0



Daily Injection Rate and Pressure for: D0/02-09-002-29W1/0

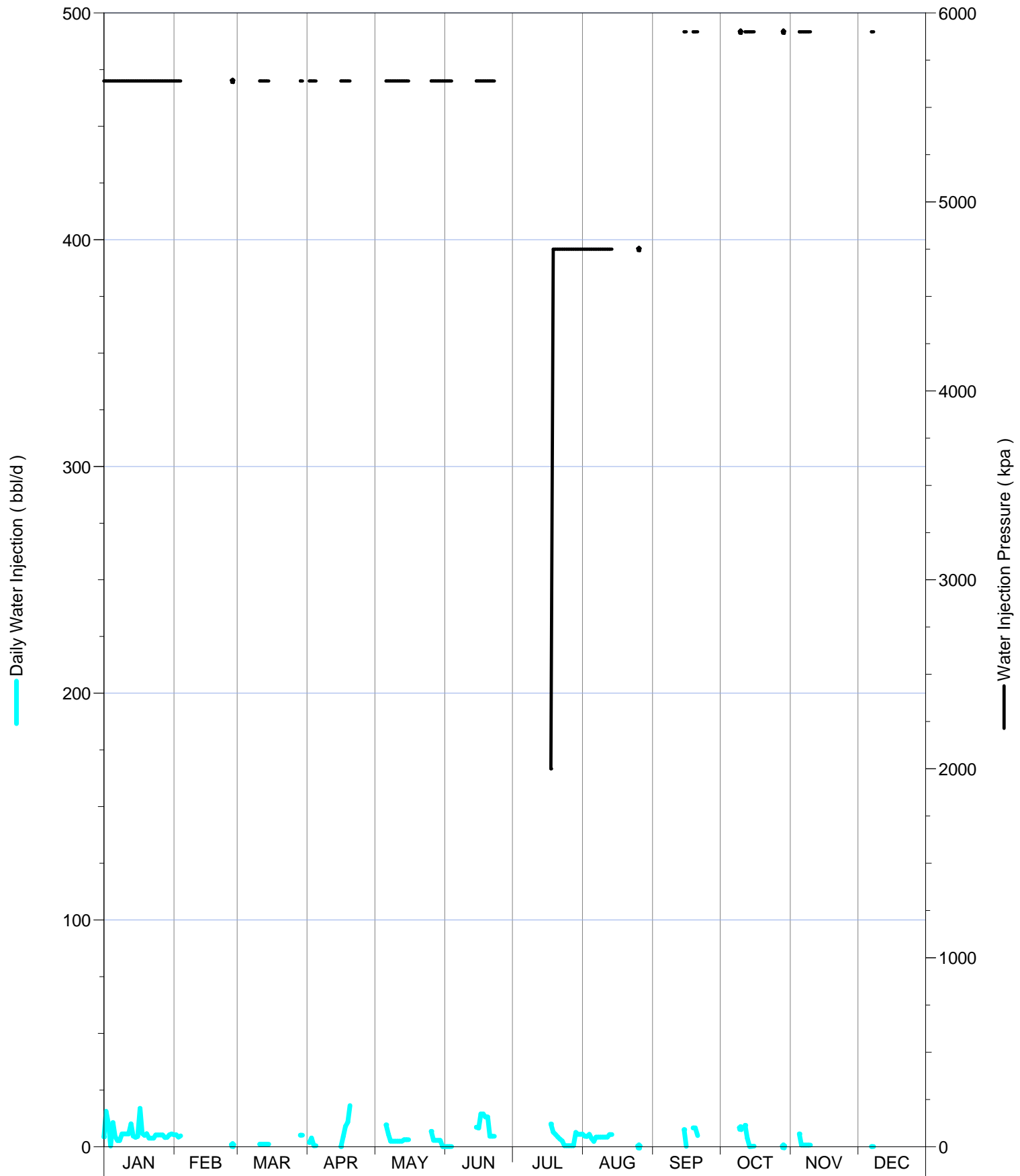


Daily Injection Rate and Pressure for: D0/02-17-002-29W1/0

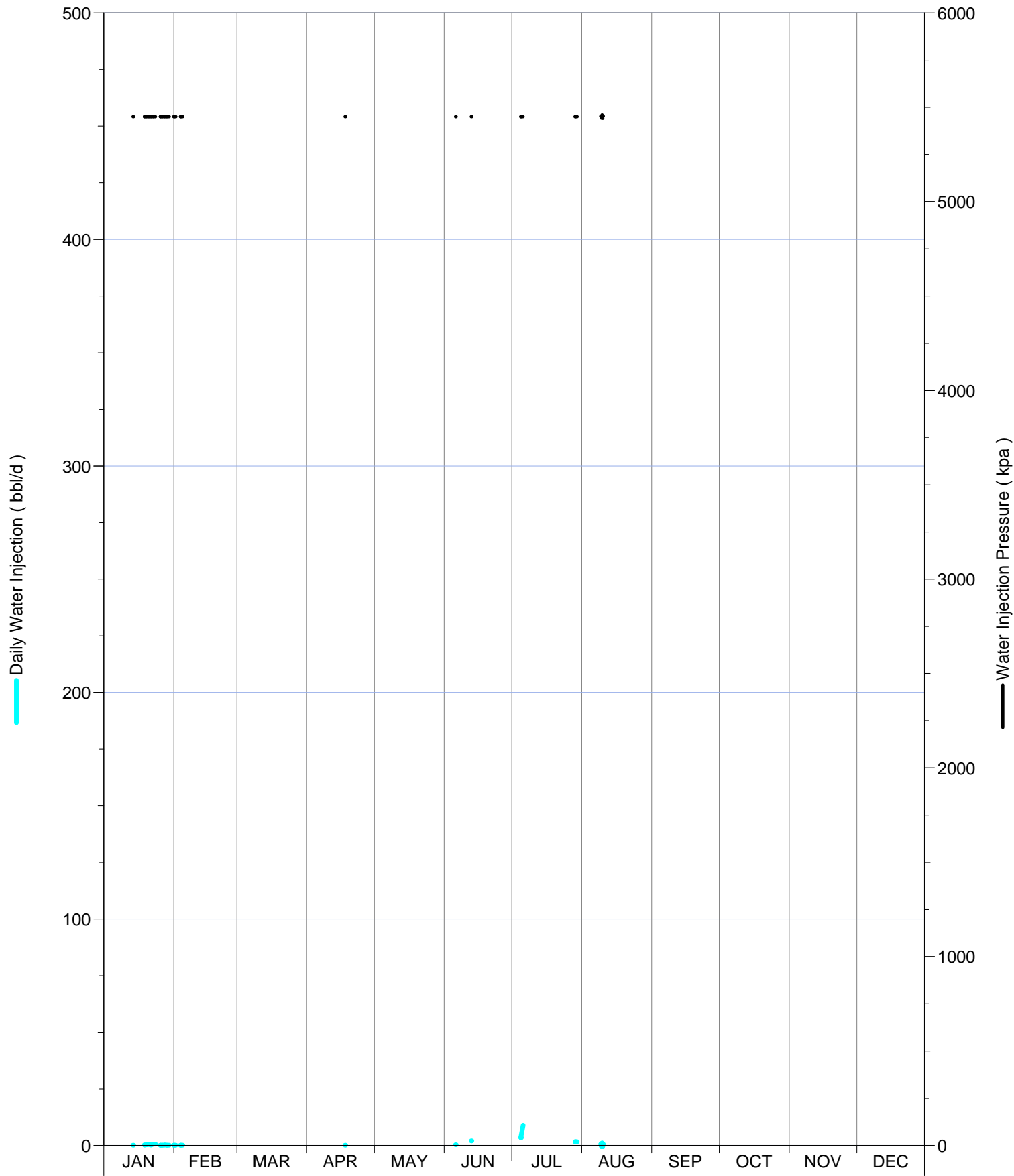


2013

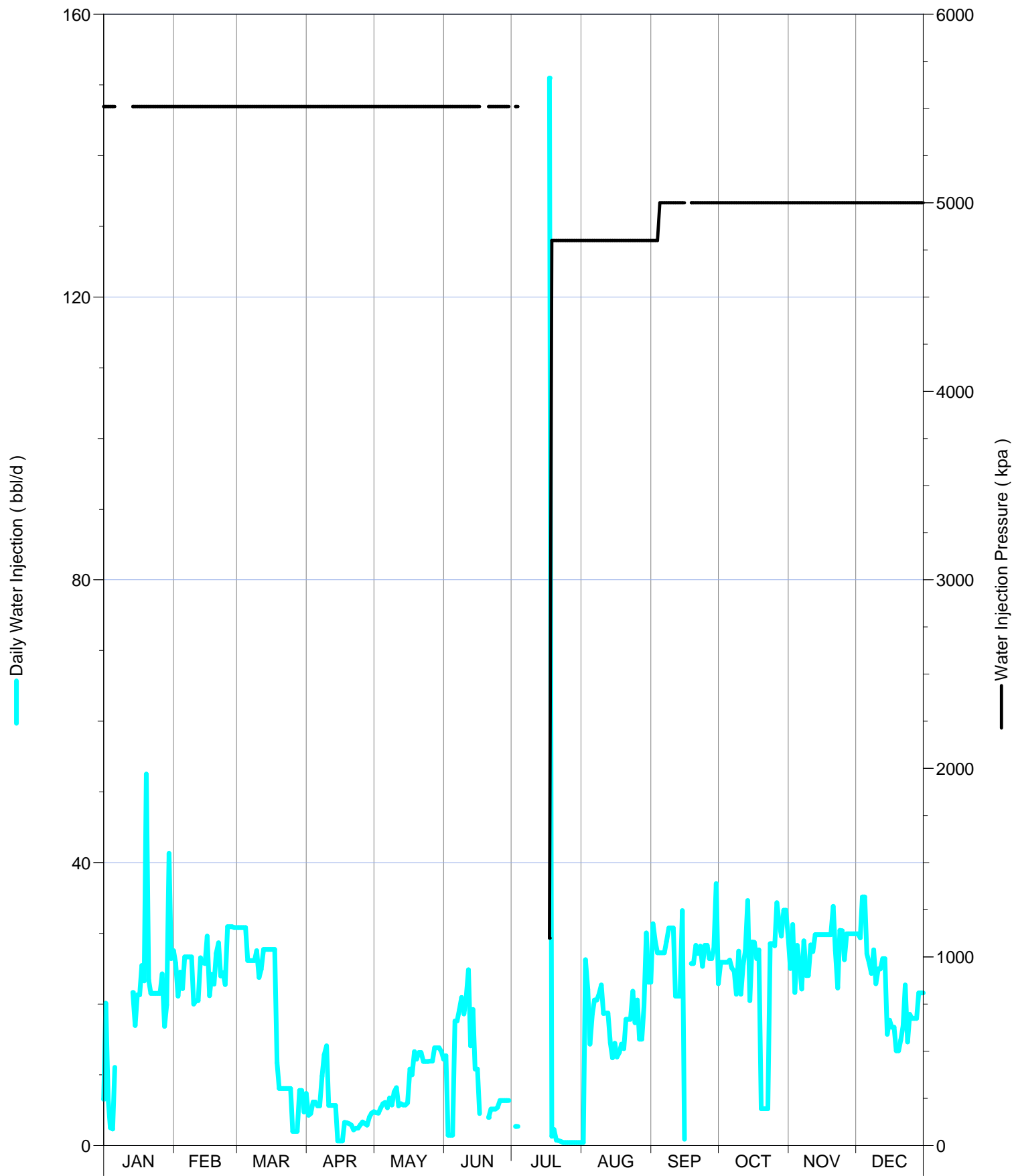
Daily Injection Rate and Pressure for: D0/04-09-002-29W1/0



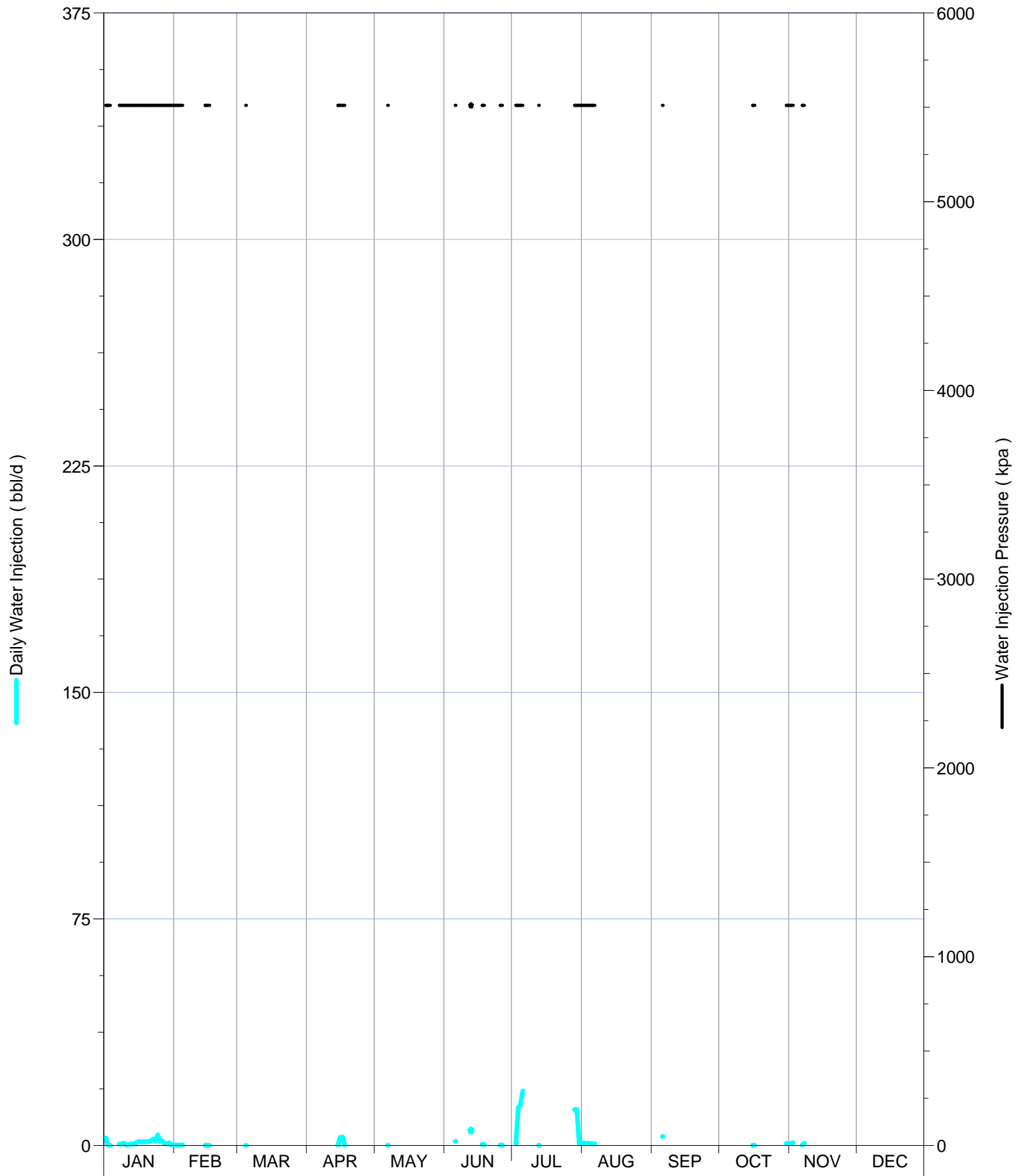
Daily Injection Rate and Pressure for: D0/04-17-002-29W1/0



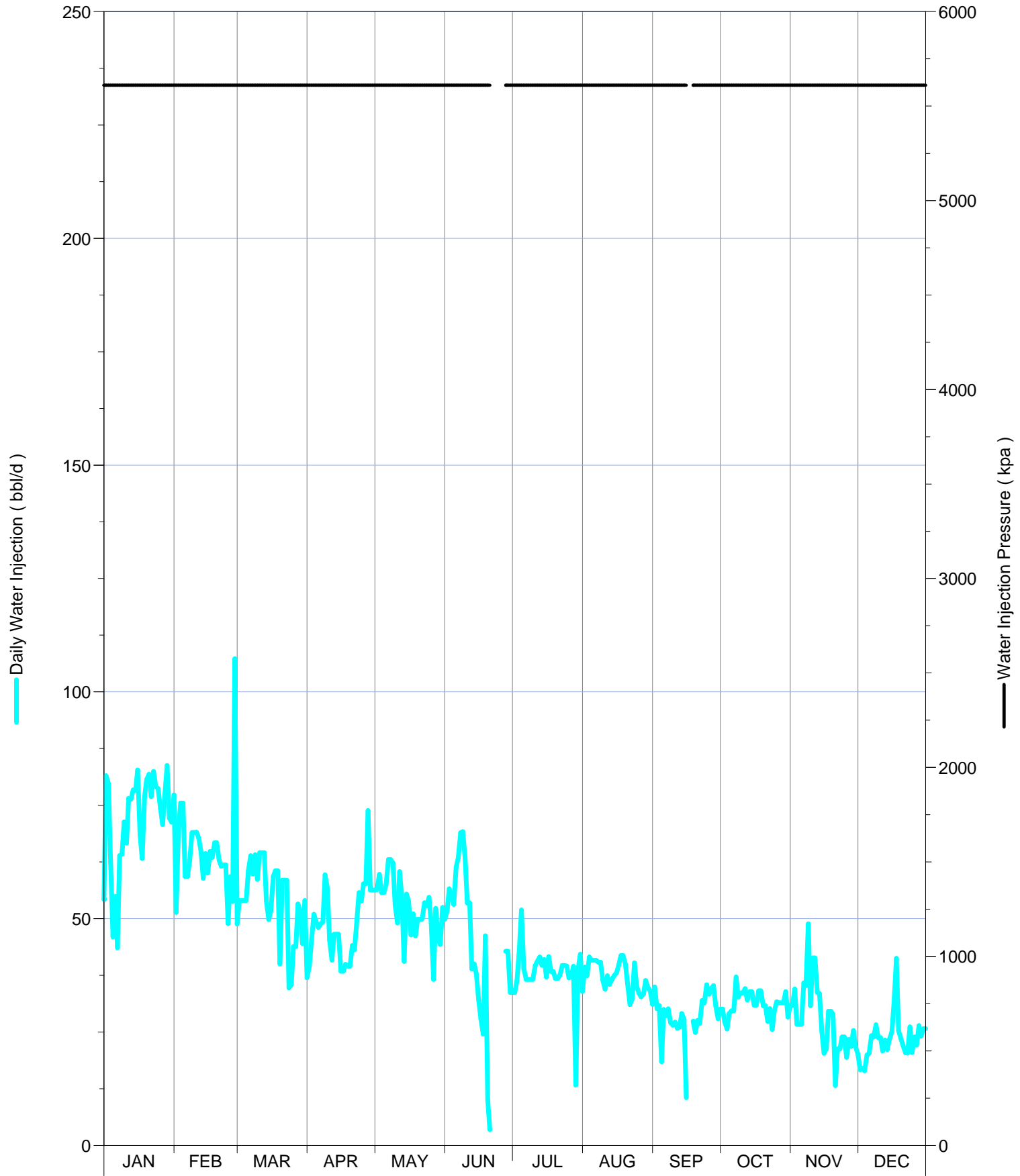
Daily Injection Rate and Pressure for: D0/06-09-002-29W1/0



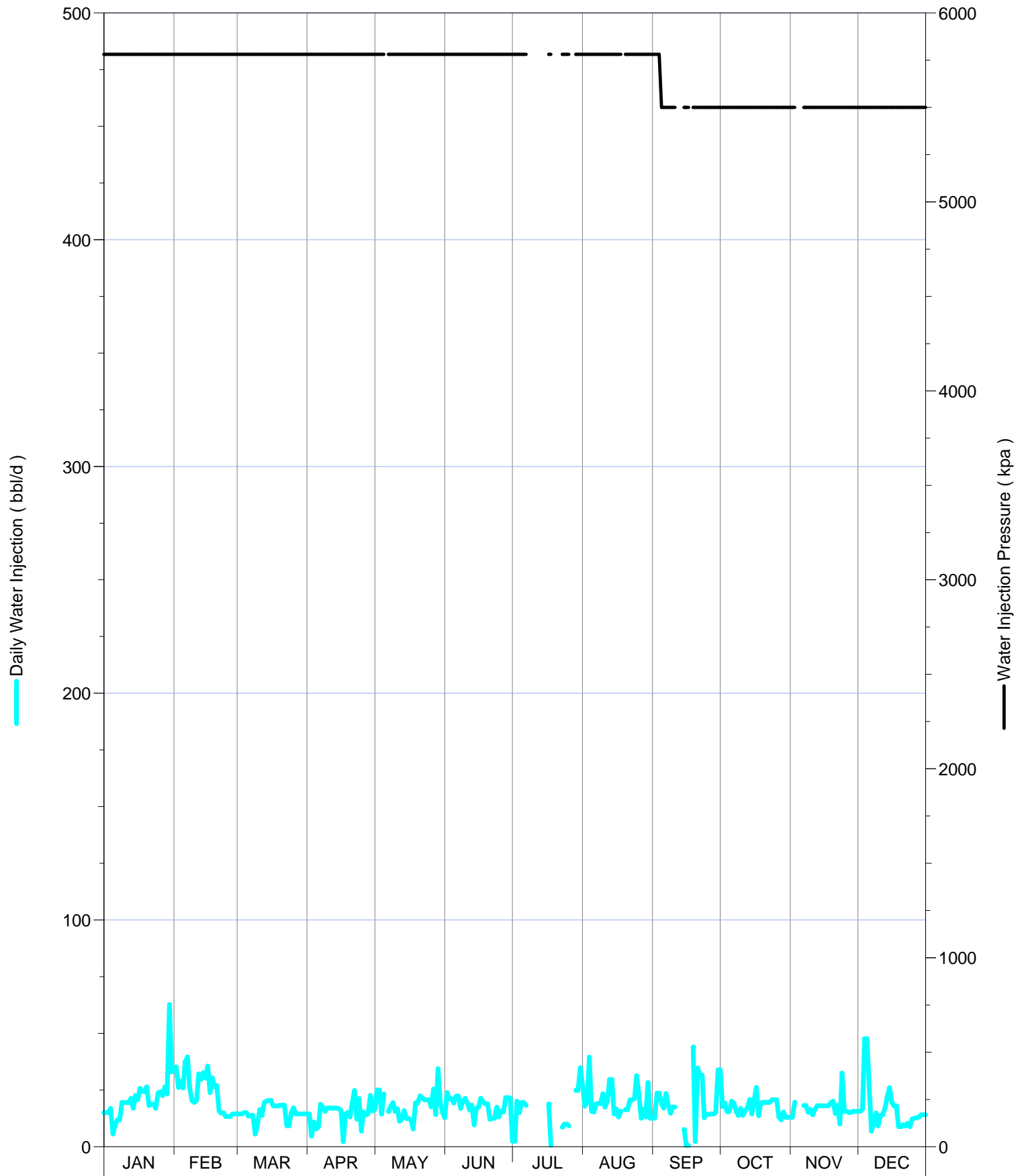
Daily Injection Rate and Pressure for: D0/06-17-002-29W1/0



Daily Injection Rate and Pressure for: D0/14-09-002-29W1/0



Daily Injection Rate and Pressure for: D0/16-05-002-29W1/0



00/02-08-002-29W1/0
Monthly Wellhead Injection Pressure

Injection Well UWI	Date	Wellhead Inj Press kPa
00/02-08-002-29W1/0	Jan-13	5510
00/02-08-002-29W1/0	Feb-13	5510
00/02-08-002-29W1/0	Mar-13	5510
00/02-08-002-29W1/0	Apr-13	5510
00/02-08-002-29W1/0	May-13	5510
00/02-08-002-29W1/0	Jun-13	5510
00/02-08-002-29W1/0	Jul-13	5510
00/02-08-002-29W1/0	Aug-13	5510
00/02-08-002-29W1/0	Sep-13	5755
00/02-08-002-29W1/0	Oct-13	5800
00/02-08-002-29W1/0	Nov-13	5800
00/02-08-002-29W1/0	Dec-13	5800

00/02-09-002-29W1/0
Monthly Wellhead Injection Pressure

Injection Well UWI	Date	Wellhead Inj Press kPa
00/02-09-002-29W1/0	Jan-13	5510
00/02-09-002-29W1/0	Feb-13	5510
00/02-09-002-29W1/0	Mar-13	5510
00/02-09-002-29W1/0	Apr-13	5510
00/02-09-002-29W1/0	May-13	5510
00/02-09-002-29W1/0	Jun-13	5510
00/02-09-002-29W1/0	Jul-13	5510
00/02-09-002-29W1/0	Aug-13	5510
00/02-09-002-29W1/0	Sep-13	5755
00/02-09-002-29W1/0	Oct-13	5800
00/02-09-002-29W1/0	Nov-13	5800
00/02-09-002-29W1/0	Dec-13	5800

00/02-16-002-29W1/0
Monthly Wellhead Injection Pressure

Injection Well UWI	Date	Wellhead Inj Press kPa
00/02-16-002-29W1/0	Jan-13	5510
00/02-16-002-29W1/0	Feb-13	5510
00/02-16-002-29W1/0	Mar-13	5510
00/02-16-002-29W1/0	Apr-13	5510
00/02-16-002-29W1/0	May-13	5510
00/02-16-002-29W1/0	Jun-13	5510
00/02-16-002-29W1/0	Jul-13	5510
00/02-16-002-29W1/0	Aug-13	5510
00/02-16-002-29W1/0	Sep-13	5755
00/02-16-002-29W1/0	Oct-13	5800
00/02-16-002-29W1/0	Nov-13	5800
00/02-16-002-29W1/0	Dec-13	5800

00/02-17-002-29W1/0
Monthly Wellhead Injection Pressure

Injection Well UWI	Date	Wellhead Inj Press kPa
00/02-17-002-29W1/0	Jan-13	5510
00/02-17-002-29W1/0	Feb-13	5510
00/02-17-002-29W1/0	Mar-13	5510
00/02-17-002-29W1/0	Apr-13	5510
00/02-17-002-29W1/0	May-13	5510
00/02-17-002-29W1/0	Jun-13	5510
00/02-17-002-29W1/0	Jul-13	5510
00/02-17-002-29W1/0	Aug-13	5510
00/02-17-002-29W1/0	Sep-13	5755
00/02-17-002-29W1/0	Oct-13	5800
00/02-17-002-29W1/0	Nov-13	5800
00/02-17-002-29W1/0	Dec-13	5800

00/04-09-002-29W1/0
Monthly Wellhead Injection Pressure

Injection Well UWI	Date	Wellhead Inj Press kPa
00/04-09-002-29W1/0	Jan-13	5510
00/04-09-002-29W1/0	Feb-13	5510
00/04-09-002-29W1/0	Mar-13	5510
00/04-09-002-29W1/0	Apr-13	5510
00/04-09-002-29W1/0	May-13	5510
00/04-09-002-29W1/0	Jun-13	5510
00/04-09-002-29W1/0	Jul-13	5510
00/04-09-002-29W1/0	Aug-13	5510
00/04-09-002-29W1/0	Sep-13	5755
00/04-09-002-29W1/0	Oct-13	5800
00/04-09-002-29W1/0	Nov-13	5800
00/04-09-002-29W1/0	Dec-13	5800

00/04-15-002-29W1/0
Monthly Wellhead Injection Pressure

Injection Well UWI	Date	Wellhead Inj Press kPa
00/04-15-002-29W1/0	Jan-13	5510
00/04-15-002-29W1/0	Feb-13	5510
00/04-15-002-29W1/0	Mar-13	5510
00/04-15-002-29W1/0	Apr-13	5510
00/04-15-002-29W1/0	May-13	5510
00/04-15-002-29W1/0	Jun-13	5510
00/04-15-002-29W1/0	Jul-13	5510
00/04-15-002-29W1/0	Aug-13	5510
00/04-15-002-29W1/0	Sep-13	5755
00/04-15-002-29W1/0	Oct-13	5800
00/04-15-002-29W1/0	Nov-13	5800
00/04-15-002-29W1/0	Dec-13	5800

00/04-16-002-29W1/0
Monthly Wellhead Injection Pressure

Injection Well UWI	Date	Wellhead Inj Press kPa
00/04-16-002-29W1/0	Jan-13	5510
00/04-16-002-29W1/0	Feb-13	5510
00/04-16-002-29W1/0	Mar-13	5510
00/04-16-002-29W1/0	Apr-13	5510
00/04-16-002-29W1/0	May-13	5510
00/04-16-002-29W1/0	Jun-13	5510
00/04-16-002-29W1/0	Jul-13	5510
00/04-16-002-29W1/0	Aug-13	5510
00/04-16-002-29W1/0	Sep-13	5755
00/04-16-002-29W1/0	Oct-13	5800
00/04-16-002-29W1/0	Nov-13	5800
00/04-16-002-29W1/0	Dec-13	5800

00/04-17-002-29W1/0
Monthly Wellhead Injection Pressure

Injection Well UWI	Date	Wellhead Inj Press kPa
00/04-17-002-29W1/0	Jan-13	5510
00/04-17-002-29W1/0	Feb-13	5510
00/04-17-002-29W1/0	Mar-13	5510
00/04-17-002-29W1/0	Apr-13	5510
00/04-17-002-29W1/0	May-13	5510
00/04-17-002-29W1/0	Jun-13	5510
00/04-17-002-29W1/0	Jul-13	5510
00/04-17-002-29W1/0	Aug-13	5510
00/04-17-002-29W1/0	Sep-13	5755
00/04-17-002-29W1/0	Oct-13	5800
00/04-17-002-29W1/0	Nov-13	5800
00/04-17-002-29W1/0	Dec-13	5800

00/06-08-002-29W1/0
Monthly Wellhead Injection Pressure

Injection Well UWI	Date	Wellhead Inj Press kPa
00/06-08-002-29W1/0	Jan-13	5510
00/06-08-002-29W1/0	Feb-13	5510
00/06-08-002-29W1/0	Mar-13	5510
00/06-08-002-29W1/0	Apr-13	5510
00/06-08-002-29W1/0	May-13	5510
00/06-08-002-29W1/0	Jun-13	5510
00/06-08-002-29W1/0	Jul-13	5510
00/06-08-002-29W1/0	Aug-13	5510
00/06-08-002-29W1/0	Sep-13	5755
00/06-08-002-29W1/0	Oct-13	5800
00/06-08-002-29W1/0	Nov-13	5800
00/06-08-002-29W1/0	Dec-13	5800

00/06-09-002-29W1/0
Monthly Wellhead Injection Pressure

Injection Well UWI	Date	Wellhead Inj Press kPa
00/06-09-002-29W1/0	Jan-13	5510
00/06-09-002-29W1/0	Feb-13	5510
00/06-09-002-29W1/0	Mar-13	5510
00/06-09-002-29W1/0	Apr-13	5510
00/06-09-002-29W1/0	May-13	5510
00/06-09-002-29W1/0	Jun-13	5510
00/06-09-002-29W1/0	Jul-13	5510
00/06-09-002-29W1/0	Aug-13	5510
00/06-09-002-29W1/0	Sep-13	5755
00/06-09-002-29W1/0	Oct-13	5800
00/06-09-002-29W1/0	Nov-13	5800
00/06-09-002-29W1/0	Dec-13	5800

00/06-16-002-29W1/0
Monthly Wellhead Injection Pressure

Injection Well UWI	Date	Wellhead Inj Press kPa
00/06-16-002-29W1/0	Jan-13	5510
00/06-16-002-29W1/0	Feb-13	5510
00/06-16-002-29W1/0	Mar-13	5510
00/06-16-002-29W1/0	Apr-13	5510
00/06-16-002-29W1/0	May-13	5510
00/06-16-002-29W1/0	Jun-13	5510
00/06-16-002-29W1/0	Jul-13	5510
00/06-16-002-29W1/0	Aug-13	5510
00/06-16-002-29W1/0	Sep-13	5755
00/06-16-002-29W1/0	Oct-13	5800
00/06-16-002-29W1/0	Nov-13	5800
00/06-16-002-29W1/0	Dec-13	5800

00/06-17-002-29W1/0
Monthly Wellhead Injection Pressure

Injection Well UWI	Date	Wellhead Inj Press kPa
00/06-17-002-29W1/0	Jan-13	5510
00/06-17-002-29W1/0	Feb-13	5510
00/06-17-002-29W1/0	Mar-13	5510
00/06-17-002-29W1/0	Apr-13	5510
00/06-17-002-29W1/0	May-13	5510
00/06-17-002-29W1/0	Jun-13	5510
00/06-17-002-29W1/0	Jul-13	5510
00/06-17-002-29W1/0	Aug-13	5510
00/06-17-002-29W1/0	Sep-13	5755
00/06-17-002-29W1/0	Oct-13	5800
00/06-17-002-29W1/0	Nov-13	5800
00/06-17-002-29W1/0	Dec-13	5800

00/08-08-002-29W1/0
Monthly Wellhead Injection Pressure

Injection Well UWI	Date	Wellhead Inj Press kPa
00/08-08-002-29W1/0	Jan-13	5510
00/08-08-002-29W1/0	Feb-13	5510
00/08-08-002-29W1/0	Mar-13	5510
00/08-08-002-29W1/0	Apr-13	5510
00/08-08-002-29W1/0	May-13	5510
00/08-08-002-29W1/0	Jun-13	5510
00/08-08-002-29W1/0	Jul-13	5510
00/08-08-002-29W1/0	Aug-13	5510
00/08-08-002-29W1/0	Sep-13	5755
00/08-08-002-29W1/0	Oct-13	5800
00/08-08-002-29W1/0	Nov-13	5800
00/08-08-002-29W1/0	Dec-13	5800

00/08-09-002-29W1/0
Monthly Wellhead Injection Pressure

Injection Well UWI	Date	Wellhead Inj Press kPa
00/08-09-002-29W1/0	Jan-13	5510
00/08-09-002-29W1/0	Feb-13	5510
00/08-09-002-29W1/0	Mar-13	5510
00/08-09-002-29W1/0	Apr-13	5510
00/08-09-002-29W1/0	May-13	5510
00/08-09-002-29W1/0	Jun-13	5510
00/08-09-002-29W1/0	Jul-13	5510
00/08-09-002-29W1/0	Aug-13	5510
00/08-09-002-29W1/0	Sep-13	5755
00/08-09-002-29W1/0	Oct-13	5800
00/08-09-002-29W1/0	Nov-13	5800
00/08-09-002-29W1/0	Dec-13	5800

00/08-16-002-29W1/0
Monthly Wellhead Injection Pressure

Injection Well UWI	Date	Wellhead Inj Press kPa
00/08-16-002-29W1/0	Jan-13	5510
00/08-16-002-29W1/0	Feb-13	5510
00/08-16-002-29W1/0	Mar-13	5510
00/08-16-002-29W1/0	Apr-13	5510
00/08-16-002-29W1/0	May-13	5510
00/08-16-002-29W1/0	Jun-13	5510
00/08-16-002-29W1/0	Jul-13	5510
00/08-16-002-29W1/0	Aug-13	5510
00/08-16-002-29W1/0	Sep-13	5755
00/08-16-002-29W1/0	Oct-13	5800
00/08-16-002-29W1/0	Nov-13	5800
00/08-16-002-29W1/0	Dec-13	5800

00/08-17-002-29W1/0
Monthly Wellhead Injection Pressure

Injection Well UWI	Date	Wellhead Inj Press kPa
00/08-17-002-29W1/0	Jan-13	5510
00/08-17-002-29W1/0	Feb-13	5510
00/08-17-002-29W1/0	Mar-13	5510
00/08-17-002-29W1/0	Apr-13	5510
00/08-17-002-29W1/0	May-13	5510
00/08-17-002-29W1/0	Jun-13	5510
00/08-17-002-29W1/0	Jul-13	5510
00/08-17-002-29W1/0	Aug-13	5510
00/08-17-002-29W1/0	Sep-13	5755
00/08-17-002-29W1/0	Oct-13	5800
00/08-17-002-29W1/0	Nov-13	5800
00/08-17-002-29W1/0	Dec-13	5800

00/08-18-002-29W1/0
Monthly Wellhead Injection Pressure

Injection Well UWI	Date	Wellhead Inj Press kPa
00/08-18-002-29W1/0	Jan-13	5510
00/08-18-002-29W1/0	Feb-13	5510
00/08-18-002-29W1/0	Mar-13	5510
00/08-18-002-29W1/0	Apr-13	5510
00/08-18-002-29W1/0	May-13	5510
00/08-18-002-29W1/0	Jun-13	5510
00/08-18-002-29W1/0	Jul-13	5510
00/08-18-002-29W1/0	Aug-13	5510
00/08-18-002-29W1/0	Sep-13	5755
00/08-18-002-29W1/0	Oct-13	5800
00/08-18-002-29W1/0	Nov-13	5800
00/08-18-002-29W1/0	Dec-13	5800

00/10-08-002-29W1/0
Monthly Wellhead Injection Pressure

Injection Well UWI	Date	Wellhead Inj Press kPa
00/10-08-002-29W1/0	Jan-13	5510
00/10-08-002-29W1/0	Feb-13	5510
00/10-08-002-29W1/0	Mar-13	5510
00/10-08-002-29W1/0	Apr-13	5510
00/10-08-002-29W1/0	May-13	5510
00/10-08-002-29W1/0	Jun-13	5510
00/10-08-002-29W1/0	Jul-13	5510
00/10-08-002-29W1/0	Aug-13	5510
00/10-08-002-29W1/0	Sep-13	5755
00/10-08-002-29W1/0	Oct-13	5800
00/10-08-002-29W1/0	Nov-13	5800
00/10-08-002-29W1/0	Dec-13	5800

00/10-09-002-29W1/0
Monthly Wellhead Injection Pressure

Injection Well UWI	Date	Wellhead Inj Press kPa
00/10-09-002-29W1/0	Jan-13	5510
00/10-09-002-29W1/0	Feb-13	5510
00/10-09-002-29W1/0	Mar-13	5510
00/10-09-002-29W1/0	Apr-13	5510
00/10-09-002-29W1/0	May-13	5510
00/10-09-002-29W1/0	Jun-13	5510
00/10-09-002-29W1/0	Jul-13	5510
00/10-09-002-29W1/0	Aug-13	5510
00/10-09-002-29W1/0	Sep-13	5755
00/10-09-002-29W1/0	Oct-13	5800
00/10-09-002-29W1/0	Nov-13	5800
00/10-09-002-29W1/0	Dec-13	5800

00/10-16-002-29W1/0
Monthly Wellhead Injection Pressure

Injection Well UWI	Date	Wellhead Inj Press kPa
00/10-16-002-29W1/0	Jan-13	5510
00/10-16-002-29W1/0	Feb-13	5510
00/10-16-002-29W1/0	Mar-13	5510
00/10-16-002-29W1/0	Apr-13	5510
00/10-16-002-29W1/0	May-13	5510
00/10-16-002-29W1/0	Jun-13	5510
00/10-16-002-29W1/0	Jul-13	5510
00/10-16-002-29W1/0	Aug-13	5510
00/10-16-002-29W1/0	Sep-13	5755
00/10-16-002-29W1/0	Oct-13	5800
00/10-16-002-29W1/0	Nov-13	5800
00/10-16-002-29W1/0	Dec-13	5800

00/12-04-002-29W1/0
Monthly Wellhead Injection Pressure

Injection Well UWI	Date	Wellhead Inj Press kPa
00/12-04-002-29W1/0	Jan-13	5510
00/12-04-002-29W1/0	Feb-13	5510
00/12-04-002-29W1/0	Mar-13	5510
00/12-04-002-29W1/0	Apr-13	5510
00/12-04-002-29W1/0	May-13	5510
00/12-04-002-29W1/0	Jun-13	5510
00/12-04-002-29W1/0	Jul-13	5510
00/12-04-002-29W1/0	Aug-13	5510
00/12-04-002-29W1/0	Sep-13	5755
00/12-04-002-29W1/0	Oct-13	5800
00/12-04-002-29W1/0	Nov-13	5800
00/12-04-002-29W1/0	Dec-13	5800

00/12-08-002-29W1/0
Monthly Wellhead Injection Pressure

Injection Well UWI	Date	Wellhead Inj Press kPa
00/12-08-002-29W1/0	Jan-13	5510
00/12-08-002-29W1/0	Feb-13	5510
00/12-08-002-29W1/0	Mar-13	5510
00/12-08-002-29W1/0	Apr-13	5510
00/12-08-002-29W1/0	May-13	5510
00/12-08-002-29W1/0	Jun-13	5510
00/12-08-002-29W1/0	Jul-13	5510
00/12-08-002-29W1/0	Aug-13	5510
00/12-08-002-29W1/0	Sep-13	5755
00/12-08-002-29W1/0	Oct-13	5800
00/12-08-002-29W1/0	Nov-13	5800
00/12-08-002-29W1/0	Dec-13	5800

00/12-09-002-29W1/0
Monthly Wellhead Injection Pressure

Injection Well UWI	Date	Wellhead Inj Press kPa
00/12-09-002-29W1/0	Jan-13	5510
00/12-09-002-29W1/0	Feb-13	5510
00/12-09-002-29W1/0	Mar-13	5510
00/12-09-002-29W1/0	Apr-13	5510
00/12-09-002-29W1/0	May-13	5510
00/12-09-002-29W1/0	Jun-13	5510
00/12-09-002-29W1/0	Jul-13	5510
00/12-09-002-29W1/0	Aug-13	5510
00/12-09-002-29W1/0	Sep-13	5755
00/12-09-002-29W1/0	Oct-13	5800
00/12-09-002-29W1/0	Nov-13	5800
00/12-09-002-29W1/0	Dec-13	5800

00/12-16-002-29W1/0
Monthly Wellhead Injection Pressure

Injection Well UWI	Date	Wellhead Inj Press kPa
00/12-16-002-29W1/0	Jan-13	5510
00/12-16-002-29W1/0	Feb-13	5510
00/12-16-002-29W1/0	Mar-13	5510
00/12-16-002-29W1/0	Apr-13	5510
00/12-16-002-29W1/0	May-13	5510
00/12-16-002-29W1/0	Jun-13	5510
00/12-16-002-29W1/0	Jul-13	5510
00/12-16-002-29W1/0	Aug-13	5510
00/12-16-002-29W1/0	Sep-13	5755
00/12-16-002-29W1/0	Oct-13	5800
00/12-16-002-29W1/0	Nov-13	5800
00/12-16-002-29W1/0	Dec-13	5800

00/12-17-002-29W1/0
Monthly Wellhead Injection Pressure

Injection Well UWI	Date	Wellhead Inj Press kPa
00/12-17-002-29W1/0	Jan-13	5510
00/12-17-002-29W1/0	Feb-13	5510
00/12-17-002-29W1/0	Mar-13	5510
00/12-17-002-29W1/0	Apr-13	5510
00/12-17-002-29W1/0	May-13	5510
00/12-17-002-29W1/0	Jun-13	5510
00/12-17-002-29W1/0	Jul-13	5510
00/12-17-002-29W1/0	Aug-13	5510
00/12-17-002-29W1/0	Sep-13	5755
00/12-17-002-29W1/0	Oct-13	5800
00/12-17-002-29W1/0	Nov-13	5800
00/12-17-002-29W1/0	Dec-13	5800

00/14-04-002-29W1/0
Monthly Wellhead Injection Pressure

Injection Well UWI	Date	Wellhead Inj Press kPa
00/14-04-002-29W1/0	Jan-13	5510
00/14-04-002-29W1/0	Feb-13	5510
00/14-04-002-29W1/0	Mar-13	5510
00/14-04-002-29W1/0	Apr-13	5510
00/14-04-002-29W1/0	May-13	5510
00/14-04-002-29W1/0	Jun-13	5510
00/14-04-002-29W1/0	Jul-13	5510
00/14-04-002-29W1/0	Aug-13	5510
00/14-04-002-29W1/0	Sep-13	5755
00/14-04-002-29W1/0	Oct-13	5800
00/14-04-002-29W1/0	Nov-13	5800
00/14-04-002-29W1/0	Dec-13	5800

00/14-08-002-29W1/0
Monthly Wellhead Injection Pressure

Injection Well UWI	Date	Wellhead Inj Press kPa
00/14-08-002-29W1/0	Jan-13	5510
00/14-08-002-29W1/0	Feb-13	5510
00/14-08-002-29W1/0	Mar-13	5510
00/14-08-002-29W1/0	Apr-13	5510
00/14-08-002-29W1/0	May-13	5510
00/14-08-002-29W1/0	Jun-13	5510
00/14-08-002-29W1/0	Jul-13	5510
00/14-08-002-29W1/0	Aug-13	5510
00/14-08-002-29W1/0	Sep-13	5755
00/14-08-002-29W1/0	Oct-13	5800
00/14-08-002-29W1/0	Nov-13	5800
00/14-08-002-29W1/0	Dec-13	5800

00/14-09-002-29W1/0
Monthly Wellhead Injection Pressure

Injection Well UWI	Date	Wellhead Inj Press kPa
00/14-09-002-29W1/0	Jan-13	5510
00/14-09-002-29W1/0	Feb-13	5510
00/14-09-002-29W1/0	Mar-13	5510
00/14-09-002-29W1/0	Apr-13	5510
00/14-09-002-29W1/0	May-13	5510
00/14-09-002-29W1/0	Jun-13	5510
00/14-09-002-29W1/0	Jul-13	5510
00/14-09-002-29W1/0	Aug-13	5510
00/14-09-002-29W1/0	Sep-13	5755
00/14-09-002-29W1/0	Oct-13	5800
00/14-09-002-29W1/0	Nov-13	5800
00/14-09-002-29W1/0	Dec-13	5800

00/14-17-002-29W1/0
Monthly Wellhead Injection Pressure

Injection Well UWI	Date	Wellhead Inj Press kPa
00/14-17-002-29W1/0	Jan-13	5510
00/14-17-002-29W1/0	Feb-13	5510
00/14-17-002-29W1/0	Mar-13	5510
00/14-17-002-29W1/0	Apr-13	5510
00/14-17-002-29W1/0	May-13	5510
00/14-17-002-29W1/0	Jun-13	5510
00/14-17-002-29W1/0	Jul-13	5510
00/14-17-002-29W1/0	Aug-13	5510
00/14-17-002-29W1/0	Sep-13	5755
00/14-17-002-29W1/0	Oct-13	5800
00/14-17-002-29W1/0	Nov-13	5800
00/14-17-002-29W1/0	Dec-13	5800

00/16-04-002-29W1/0
Monthly Wellhead Injection Pressure

Injection Well UWI	Date	Wellhead Inj Press kPa
00/16-04-002-29W1/0	Jan-13	5510
00/16-04-002-29W1/0	Feb-13	5510
00/16-04-002-29W1/0	Mar-13	5510
00/16-04-002-29W1/0	Apr-13	5510
00/16-04-002-29W1/0	May-13	5510
00/16-04-002-29W1/0	Jun-13	5510
00/16-04-002-29W1/0	Jul-13	5510
00/16-04-002-29W1/0	Aug-13	5510
00/16-04-002-29W1/0	Sep-13	5755
00/16-04-002-29W1/0	Oct-13	5800
00/16-04-002-29W1/0	Nov-13	5800
00/16-04-002-29W1/0	Dec-13	5800

00/16-05-002-29W1/0
Monthly Wellhead Injection Pressure

Injection Well UWI	Date	Wellhead Inj Press kPa
00/16-05-002-29W1/0	Jan-13	5510
00/16-05-002-29W1/0	Feb-13	5510
00/16-05-002-29W1/0	Mar-13	5510
00/16-05-002-29W1/0	Apr-13	5510
00/16-05-002-29W1/0	May-13	5510
00/16-05-002-29W1/0	Jun-13	5510
00/16-05-002-29W1/0	Jul-13	5510
00/16-05-002-29W1/0	Aug-13	5510
00/16-05-002-29W1/0	Sep-13	5755
00/16-05-002-29W1/0	Oct-13	5800
00/16-05-002-29W1/0	Nov-13	5800
00/16-05-002-29W1/0	Dec-13	5800

00/16-08-002-29W1/0
Monthly Wellhead Injection Pressure

Injection Well UWI	Date	Wellhead Inj Press kPa
00/16-08-002-29W1/0	Jan-13	5510
00/16-08-002-29W1/0	Feb-13	5510
00/16-08-002-29W1/0	Mar-13	5510
00/16-08-002-29W1/0	Apr-13	5510
00/16-08-002-29W1/0	May-13	5510
00/16-08-002-29W1/0	Jun-13	5510
00/16-08-002-29W1/0	Jul-13	5510
00/16-08-002-29W1/0	Aug-13	5510
00/16-08-002-29W1/0	Sep-13	5755
00/16-08-002-29W1/0	Oct-13	5800
00/16-08-002-29W1/0	Nov-13	5800
00/16-08-002-29W1/0	Dec-13	5800

00/16-09-002-29W1/0
Monthly Wellhead Injection Pressure

Injection Well UWI	Date	Wellhead Inj Press kPa
00/16-09-002-29W1/0	Jan-13	5510
00/16-09-002-29W1/0	Feb-13	5510
00/16-09-002-29W1/0	Mar-13	5510
00/16-09-002-29W1/0	Apr-13	5510
00/16-09-002-29W1/0	May-13	5510
00/16-09-002-29W1/0	Jun-13	5510
00/16-09-002-29W1/0	Jul-13	5510
00/16-09-002-29W1/0	Aug-13	5510
00/16-09-002-29W1/0	Sep-13	5755
00/16-09-002-29W1/0	Oct-13	5800
00/16-09-002-29W1/0	Nov-13	5800
00/16-09-002-29W1/0	Dec-13	5800

00/16-18-002-29W1/0
Monthly Wellhead Injection Pressure

Injection Well UWI	Date	Wellhead Inj Press kPa
00/16-18-002-29W1/0	Jan-13	5510
00/16-18-002-29W1/0	Feb-13	5510
00/16-18-002-29W1/0	Mar-13	5510
00/16-18-002-29W1/0	Apr-13	5510
00/16-18-002-29W1/0	May-13	5510
00/16-18-002-29W1/0	Jun-13	5510
00/16-18-002-29W1/0	Jul-13	5510
00/16-18-002-29W1/0	Aug-13	5510
00/16-18-002-29W1/0	Sep-13	5755
00/16-18-002-29W1/0	Oct-13	5800
00/16-18-002-29W1/0	Nov-13	5800
00/16-18-002-29W1/0	Dec-13	5800

02/08-09-002-29W1/0
Monthly Wellhead Injection Pressure

Injection Well UWI	Date	Wellhead Inj Press kPa
02/08-09-002-29W1/0	Jan-13	5510
02/08-09-002-29W1/0	Feb-13	5510
02/08-09-002-29W1/0	Mar-13	5510
02/08-09-002-29W1/0	Apr-13	5510
02/08-09-002-29W1/0	May-13	5510
02/08-09-002-29W1/0	Jun-13	5510
02/08-09-002-29W1/0	Jul-13	5510
02/08-09-002-29W1/0	Aug-13	5510
02/08-09-002-29W1/0	Sep-13	5755
02/08-09-002-29W1/0	Oct-13	5800
02/08-09-002-29W1/0	Nov-13	5800
02/08-09-002-29W1/0	Dec-13	5800

02/10-16-002-29W1/0
Monthly Wellhead Injection Pressure

Injection Well UWI	Date	Wellhead Inj Press kPa
02/10-16-002-29W1/0	Jan-13	5510
02/10-16-002-29W1/0	Feb-13	5510
02/10-16-002-29W1/0	Mar-13	5510
02/10-16-002-29W1/0	Apr-13	5510
02/10-16-002-29W1/0	May-13	5510
02/10-16-002-29W1/0	Jun-13	5510
02/10-16-002-29W1/0	Jul-13	5510
02/10-16-002-29W1/0	Aug-13	5510
02/10-16-002-29W1/0	Sep-13	5755
02/10-16-002-29W1/0	Oct-13	5800
02/10-16-002-29W1/0	Nov-13	5800
02/10-16-002-29W1/0	Dec-13	5800

02/12-09-002-29W1/0
Monthly Wellhead Injection Pressure

Injection Well UWI	Date	Wellhead Inj Press kPa
02/12-09-002-29W1/0	Jan-13	5510
02/12-09-002-29W1/0	Feb-13	5510
02/12-09-002-29W1/0	Mar-13	5510
02/12-09-002-29W1/0	Apr-13	5510
02/12-09-002-29W1/0	May-13	5510
02/12-09-002-29W1/0	Jun-13	5510
02/12-09-002-29W1/0	Jul-13	5510
02/12-09-002-29W1/0	Aug-13	5510
02/12-09-002-29W1/0	Sep-13	5755
02/12-09-002-29W1/0	Oct-13	5800
02/12-09-002-29W1/0	Nov-13	5800
02/12-09-002-29W1/0	Dec-13	5800

02/12-16-002-29W1/0
Monthly Wellhead Injection Pressure

Injection Well UWI	Date	Wellhead Inj Press kPa
02/12-16-002-29W1/0	Jan-13	5510
02/12-16-002-29W1/0	Feb-13	5510
02/12-16-002-29W1/0	Mar-13	5510
02/12-16-002-29W1/0	Apr-13	5510
02/12-16-002-29W1/0	May-13	5510
02/12-16-002-29W1/0	Jun-13	5510
02/12-16-002-29W1/0	Jul-13	5510
02/12-16-002-29W1/0	Aug-13	5510
02/12-16-002-29W1/0	Sep-13	5755
02/12-16-002-29W1/0	Oct-13	5800
02/12-16-002-29W1/0	Nov-13	5800
02/12-16-002-29W1/0	Dec-13	5800

02/16-09-002-29W1/0
Monthly Wellhead Injection Pressure

Injection Well UWI	Date	Wellhead Inj Press kPa
02/16-09-002-29W1/0	Jan-13	5510
02/16-09-002-29W1/0	Feb-13	5510
02/16-09-002-29W1/0	Mar-13	5510
02/16-09-002-29W1/0	Apr-13	5510
02/16-09-002-29W1/0	May-13	5510
02/16-09-002-29W1/0	Jun-13	5510
02/16-09-002-29W1/0	Jul-13	5510
02/16-09-002-29W1/0	Aug-13	5510
02/16-09-002-29W1/0	Sep-13	5755
02/16-09-002-29W1/0	Oct-13	5800
02/16-09-002-29W1/0	Nov-13	5800
02/16-09-002-29W1/0	Dec-13	5800

03/15-16-002-29W1/0
Monthly Wellhead Injection Pressure

Injection Well UWI	Date	Wellhead Inj Press kPa
03/15-16-002-29W1/0	Jan-13	5510
03/15-16-002-29W1/0	Feb-13	5510
03/15-16-002-29W1/0	Mar-13	5510
03/15-16-002-29W1/0	Apr-13	5510
03/15-16-002-29W1/0	May-13	5510
03/15-16-002-29W1/0	Jun-13	5510
03/15-16-002-29W1/0	Jul-13	5510
03/15-16-002-29W1/0	Aug-13	5510
03/15-16-002-29W1/0	Sep-13	5755
03/15-16-002-29W1/0	Oct-13	5800
03/15-16-002-29W1/0	Nov-13	5800
03/15-16-002-29W1/0	Dec-13	5800

03/16-09-002-29W1/0
Monthly Wellhead Injection Pressure

Injection Well UWI	Date	Wellhead Inj Press kPa
03/16-09-002-29W1/0	Jan-13	5510
03/16-09-002-29W1/0	Feb-13	5510
03/16-09-002-29W1/0	Mar-13	5510
03/16-09-002-29W1/0	Apr-13	5510
03/16-09-002-29W1/0	May-13	5510
03/16-09-002-29W1/0	Jun-13	5510
03/16-09-002-29W1/0	Jul-13	5510
03/16-09-002-29W1/0	Aug-13	5510
03/16-09-002-29W1/0	Sep-13	5755
03/16-09-002-29W1/0	Oct-13	5800
03/16-09-002-29W1/0	Nov-13	5800
03/16-09-002-29W1/0	Dec-13	5800

B0/02-17-002-29W1/0
Monthly Wellhead Injection Pressure

Injection Well UWI	Date	Wellhead Inj Press kPa
B0/02-17-002-29W1/0	Jan-13	5510
B0/02-17-002-29W1/0	Feb-13	5510
B0/02-17-002-29W1/0	Mar-13	5510
B0/02-17-002-29W1/0	Apr-13	5510
B0/02-17-002-29W1/0	May-13	5510
B0/02-17-002-29W1/0	Jun-13	5510
B0/02-17-002-29W1/0	Jul-13	5510
B0/02-17-002-29W1/0	Aug-13	5510
B0/02-17-002-29W1/0	Sep-13	5755
B0/02-17-002-29W1/0	Oct-13	5800
B0/02-17-002-29W1/0	Nov-13	5800
B0/02-17-002-29W1/0	Dec-13	5800

B0/04-16-002-29W1/0
Monthly Wellhead Injection Pressure

Injection Well UWI	Date	Wellhead Inj Press kPa
B0/04-16-002-29W1/0	Jan-13	5510
B0/04-16-002-29W1/0	Feb-13	5510
B0/04-16-002-29W1/0	Mar-13	5510
B0/04-16-002-29W1/0	Apr-13	5510
B0/04-16-002-29W1/0	May-13	5510
B0/04-16-002-29W1/0	Jun-13	5510
B0/04-16-002-29W1/0	Jul-13	5510
B0/04-16-002-29W1/0	Aug-13	5510
B0/04-16-002-29W1/0	Sep-13	5755
B0/04-16-002-29W1/0	Oct-13	5800
B0/04-16-002-29W1/0	Nov-13	5800
B0/04-16-002-29W1/0	Dec-13	5800

B0/06-09-002-29W1/0
Monthly Wellhead Injection Pressure

Injection Well UWI	Date	Wellhead Inj Press kPa
B0/06-09-002-29W1/0	Jan-13	5510
B0/06-09-002-29W1/0	Feb-13	5510
B0/06-09-002-29W1/0	Mar-13	5510
B0/06-09-002-29W1/0	Apr-13	5510
B0/06-09-002-29W1/0	May-13	5510
B0/06-09-002-29W1/0	Jun-13	5510
B0/06-09-002-29W1/0	Jul-13	5510
B0/06-09-002-29W1/0	Aug-13	5510
B0/06-09-002-29W1/0	Sep-13	5755
B0/06-09-002-29W1/0	Oct-13	5800
B0/06-09-002-29W1/0	Nov-13	5800
B0/06-09-002-29W1/0	Dec-13	5800

B0/06-16-002-29W1/0
Monthly Wellhead Injection Pressure

Injection Well UWI	Date	Wellhead Inj Press kPa
B0/06-16-002-29W1/0	Jan-13	5510
B0/06-16-002-29W1/0	Feb-13	5510
B0/06-16-002-29W1/0	Mar-13	5510
B0/06-16-002-29W1/0	Apr-13	5510
B0/06-16-002-29W1/0	May-13	5510
B0/06-16-002-29W1/0	Jun-13	5510
B0/06-16-002-29W1/0	Jul-13	5510
B0/06-16-002-29W1/0	Aug-13	5510
B0/06-16-002-29W1/0	Sep-13	5755
B0/06-16-002-29W1/0	Oct-13	5800
B0/06-16-002-29W1/0	Nov-13	5800
B0/06-16-002-29W1/0	Dec-13	5800

B0/08-09-002-29W1/0
Monthly Wellhead Injection Pressure

Injection Well UWI	Date	Wellhead Inj Press kPa
B0/08-09-002-29W1/0	Jan-13	5510
B0/08-09-002-29W1/0	Feb-13	5510
B0/08-09-002-29W1/0	Mar-13	5510
B0/08-09-002-29W1/0	Apr-13	5510
B0/08-09-002-29W1/0	May-13	5510
B0/08-09-002-29W1/0	Jun-13	5510
B0/08-09-002-29W1/0	Jul-13	5510
B0/08-09-002-29W1/0	Aug-13	5510
B0/08-09-002-29W1/0	Sep-13	5755
B0/08-09-002-29W1/0	Oct-13	5800
B0/08-09-002-29W1/0	Nov-13	5800
B0/08-09-002-29W1/0	Dec-13	5800

B0/08-16-002-29W1/0
Monthly Wellhead Injection Pressure

Injection Well UWI	Date	Wellhead Inj Press kPa
B0/08-16-002-29W1/0	Jan-13	5510
B0/08-16-002-29W1/0	Feb-13	5510
B0/08-16-002-29W1/0	Mar-13	5510
B0/08-16-002-29W1/0	Apr-13	5510
B0/08-16-002-29W1/0	May-13	5510
B0/08-16-002-29W1/0	Jun-13	5510
B0/08-16-002-29W1/0	Jul-13	5510
B0/08-16-002-29W1/0	Aug-13	5510
B0/08-16-002-29W1/0	Sep-13	5755
B0/08-16-002-29W1/0	Oct-13	5800
B0/08-16-002-29W1/0	Nov-13	5800
B0/08-16-002-29W1/0	Dec-13	5800

B0/12-17-002-29W1/0
Monthly Wellhead Injection Pressure

Injection Well UWI	Date	Wellhead Inj Press kPa
B0/12-17-002-29W1/0	Jan-13	5510
B0/12-17-002-29W1/0	Feb-13	5510
B0/12-17-002-29W1/0	Mar-13	5510
B0/12-17-002-29W1/0	Apr-13	5510
B0/12-17-002-29W1/0	May-13	5510
B0/12-17-002-29W1/0	Jun-13	5510
B0/12-17-002-29W1/0	Jul-13	5510
B0/12-17-002-29W1/0	Aug-13	5510
B0/12-17-002-29W1/0	Sep-13	5755
B0/12-17-002-29W1/0	Oct-13	5800
B0/12-17-002-29W1/0	Nov-13	5800
B0/12-17-002-29W1/0	Dec-13	5800

B0/14-04-002-29W1/0
Monthly Wellhead Injection Pressure

Injection Well UWI	Date	Wellhead Inj Press kPa
B0/14-04-002-29W1/0	Jan-13	5510
B0/14-04-002-29W1/0	Feb-13	5510
B0/14-04-002-29W1/0	Mar-13	5510
B0/14-04-002-29W1/0	Apr-13	5510
B0/14-04-002-29W1/0	May-13	5510
B0/14-04-002-29W1/0	Jun-13	5510
B0/14-04-002-29W1/0	Jul-13	5510
B0/14-04-002-29W1/0	Aug-13	5510
B0/14-04-002-29W1/0	Sep-13	5755
B0/14-04-002-29W1/0	Oct-13	5800
B0/14-04-002-29W1/0	Nov-13	5800
B0/14-04-002-29W1/0	Dec-13	5800

B0/14-08-002-29W1/0
Monthly Wellhead Injection Pressure

Injection Well UWI	Date	Wellhead Inj Press kPa
B0/14-08-002-29W1/0	Jan-13	5510
B0/14-08-002-29W1/0	Feb-13	5510
B0/14-08-002-29W1/0	Mar-13	5510
B0/14-08-002-29W1/0	Apr-13	5510
B0/14-08-002-29W1/0	May-13	5510
B0/14-08-002-29W1/0	Jun-13	5510
B0/14-08-002-29W1/0	Jul-13	5510
B0/14-08-002-29W1/0	Aug-13	5510
B0/14-08-002-29W1/0	Sep-13	5755
B0/14-08-002-29W1/0	Oct-13	5800
B0/14-08-002-29W1/0	Nov-13	5800
B0/14-08-002-29W1/0	Dec-13	5800

B0/16-17-002-29W1/0
Monthly Wellhead Injection Pressure

Injection Well UWI	Date	Wellhead Inj Press kPa
B0/16-17-002-29W1/0	Jan-13	5510
B0/16-17-002-29W1/0	Feb-13	5510
B0/16-17-002-29W1/0	Mar-13	5510
B0/16-17-002-29W1/0	Apr-13	5510
B0/16-17-002-29W1/0	May-13	5510
B0/16-17-002-29W1/0	Jun-13	5510
B0/16-17-002-29W1/0	Jul-13	5510
B0/16-17-002-29W1/0	Aug-13	5510
B0/16-17-002-29W1/0	Sep-13	5755
B0/16-17-002-29W1/0	Oct-13	5800
B0/16-17-002-29W1/0	Nov-13	5800
B0/16-17-002-29W1/0	Dec-13	5800

C0/05-16-002-29W1/0
Monthly Wellhead Injection Pressure

Injection Well UWI	Date	Wellhead Inj Press kPa
C0/05-16-002-29W1/0	Jan-13	5510
C0/05-16-002-29W1/0	Feb-13	5510
C0/05-16-002-29W1/0	Mar-13	5510
C0/05-16-002-29W1/0	Apr-13	5510
C0/05-16-002-29W1/0	May-13	5510
C0/05-16-002-29W1/0	Jun-13	5510
C0/05-16-002-29W1/0	Jul-13	5510
C0/05-16-002-29W1/0	Aug-13	5510
C0/05-16-002-29W1/0	Sep-13	5755
C0/05-16-002-29W1/0	Oct-13	5800
C0/05-16-002-29W1/0	Nov-13	5800
C0/05-16-002-29W1/0	Dec-13	5800

C0/11-16-002-29W1/0
Monthly Wellhead Injection Pressure

Injection Well UWI	Date	Wellhead Inj Press kPa
C0/11-16-002-29W1/0	Jan-13	5510
C0/11-16-002-29W1/0	Feb-13	5510
C0/11-16-002-29W1/0	Mar-13	5510
C0/11-16-002-29W1/0	Apr-13	5510
C0/11-16-002-29W1/0	May-13	5510
C0/11-16-002-29W1/0	Jun-13	5510
C0/11-16-002-29W1/0	Jul-13	5510
C0/11-16-002-29W1/0	Aug-13	5510
C0/11-16-002-29W1/0	Sep-13	5755
C0/11-16-002-29W1/0	Oct-13	5800
C0/11-16-002-29W1/0	Nov-13	5800
C0/11-16-002-29W1/0	Dec-13	5800

C0/15-04-002-29W1/0
Monthly Wellhead Injection Pressure

Injection Well UWI	Date	Wellhead Inj Press kPa
C0/15-04-002-29W1/0	Jan-13	5510
C0/15-04-002-29W1/0	Feb-13	5510
C0/15-04-002-29W1/0	Mar-13	5510
C0/15-04-002-29W1/0	Apr-13	5510
C0/15-04-002-29W1/0	May-13	5510
C0/15-04-002-29W1/0	Jun-13	5510
C0/15-04-002-29W1/0	Jul-13	5510
C0/15-04-002-29W1/0	Aug-13	5510
C0/15-04-002-29W1/0	Sep-13	5755
C0/15-04-002-29W1/0	Oct-13	5800
C0/15-04-002-29W1/0	Nov-13	5800
C0/15-04-002-29W1/0	Dec-13	5800

C2/07-16-002-29W1/0
Monthly Wellhead Injection Pressure

Injection Well UWI	Date	Wellhead Inj Press kPa
C2/07-16-002-29W1/0	Jan-13	5510
C2/07-16-002-29W1/0	Feb-13	5510
C2/07-16-002-29W1/0	Mar-13	5510
C2/07-16-002-29W1/0	Apr-13	5510
C2/07-16-002-29W1/0	May-13	5510
C2/07-16-002-29W1/0	Jun-13	5510
C2/07-16-002-29W1/0	Jul-13	5510
C2/07-16-002-29W1/0	Aug-13	5510
C2/07-16-002-29W1/0	Sep-13	5755
C2/07-16-002-29W1/0	Oct-13	5800
C2/07-16-002-29W1/0	Nov-13	5800
C2/07-16-002-29W1/0	Dec-13	5800

D0/02-09-002-29W1/0
Monthly Wellhead Injection Pressure

Injection Well UWI	Date	Wellhead Inj Press kPa
D0/02-09-002-29W1/0	Jan-13	5510
D0/02-09-002-29W1/0	Feb-13	5510
D0/02-09-002-29W1/0	Mar-13	5510
D0/02-09-002-29W1/0	Apr-13	5510
D0/02-09-002-29W1/0	May-13	5510
D0/02-09-002-29W1/0	Jun-13	5510
D0/02-09-002-29W1/0	Jul-13	5510
D0/02-09-002-29W1/0	Aug-13	5510
D0/02-09-002-29W1/0	Sep-13	5755
D0/02-09-002-29W1/0	Oct-13	5800
D0/02-09-002-29W1/0	Nov-13	5800
D0/02-09-002-29W1/0	Dec-13	5800

D0/02-17-002-29W1/0
Monthly Wellhead Injection Pressure

Injection Well UWI	Date	Wellhead Inj Press kPa
D0/02-17-002-29W1/0	Jan-13	5510
D0/02-17-002-29W1/0	Feb-13	5510
D0/02-17-002-29W1/0	Mar-13	5510
D0/02-17-002-29W1/0	Apr-13	5510
D0/02-17-002-29W1/0	May-13	5510
D0/02-17-002-29W1/0	Jun-13	5510
D0/02-17-002-29W1/0	Jul-13	5510
D0/02-17-002-29W1/0	Aug-13	5510
D0/02-17-002-29W1/0	Sep-13	5755
D0/02-17-002-29W1/0	Oct-13	5800
D0/02-17-002-29W1/0	Nov-13	5800
D0/02-17-002-29W1/0	Dec-13	5800

D0/04-09-002-29W1/0
Monthly Wellhead Injection Pressure

Injection Well UWI	Date	Wellhead Inj Press kPa
D0/04-09-002-29W1/0	Jan-13	5510
D0/04-09-002-29W1/0	Feb-13	5510
D0/04-09-002-29W1/0	Mar-13	5510
D0/04-09-002-29W1/0	Apr-13	5510
D0/04-09-002-29W1/0	May-13	5510
D0/04-09-002-29W1/0	Jun-13	5510
D0/04-09-002-29W1/0	Jul-13	5510
D0/04-09-002-29W1/0	Aug-13	5510
D0/04-09-002-29W1/0	Sep-13	5755
D0/04-09-002-29W1/0	Oct-13	5800
D0/04-09-002-29W1/0	Nov-13	5800
D0/04-09-002-29W1/0	Dec-13	5800

D0/04-17-002-29W1/0
Monthly Wellhead Injection Pressure

Injection Well UWI	Date	Wellhead Inj Press kPa
D0/04-17-002-29W1/0	Jan-13	5510
D0/04-17-002-29W1/0	Feb-13	5510
D0/04-17-002-29W1/0	Mar-13	5510
D0/04-17-002-29W1/0	Apr-13	5510
D0/04-17-002-29W1/0	May-13	5510
D0/04-17-002-29W1/0	Jun-13	5510
D0/04-17-002-29W1/0	Jul-13	5510
D0/04-17-002-29W1/0	Aug-13	5510
D0/04-17-002-29W1/0	Sep-13	5755
D0/04-17-002-29W1/0	Oct-13	5800
D0/04-17-002-29W1/0	Nov-13	5800
D0/04-17-002-29W1/0	Dec-13	5800

D0/06-09-002-29W1/0
Monthly Wellhead Injection Pressure

Injection Well UWI	Date	Wellhead Inj Press kPa
D0/06-09-002-29W1/0	Jan-13	5510
D0/06-09-002-29W1/0	Feb-13	5510
D0/06-09-002-29W1/0	Mar-13	5510
D0/06-09-002-29W1/0	Apr-13	5510
D0/06-09-002-29W1/0	May-13	5510
D0/06-09-002-29W1/0	Jun-13	5510
D0/06-09-002-29W1/0	Jul-13	5510
D0/06-09-002-29W1/0	Aug-13	5510
D0/06-09-002-29W1/0	Sep-13	5755
D0/06-09-002-29W1/0	Oct-13	5800
D0/06-09-002-29W1/0	Nov-13	5800
D0/06-09-002-29W1/0	Dec-13	5800

D0/06-17-002-29W1/0
Monthly Wellhead Injection Pressure

Injection Well UWI	Date	Wellhead Inj Press kPa
D0/06-17-002-29W1/0	Jan-13	5510
D0/06-17-002-29W1/0	Feb-13	5510
D0/06-17-002-29W1/0	Mar-13	5510
D0/06-17-002-29W1/0	Apr-13	5510
D0/06-17-002-29W1/0	May-13	5510
D0/06-17-002-29W1/0	Jun-13	5510
D0/06-17-002-29W1/0	Jul-13	5510
D0/06-17-002-29W1/0	Aug-13	5510
D0/06-17-002-29W1/0	Sep-13	5755
D0/06-17-002-29W1/0	Oct-13	5800
D0/06-17-002-29W1/0	Nov-13	5800
D0/06-17-002-29W1/0	Dec-13	5800

D0/14-09-002-29W1/0
Monthly Wellhead Injection Pressure

Injection Well UWI	Date	Wellhead Inj Press kPa
D0/14-09-002-29W1/0	Jan-13	5510
D0/14-09-002-29W1/0	Feb-13	5510
D0/14-09-002-29W1/0	Mar-13	5510
D0/14-09-002-29W1/0	Apr-13	5510
D0/14-09-002-29W1/0	May-13	5510
D0/14-09-002-29W1/0	Jun-13	5510
D0/14-09-002-29W1/0	Jul-13	5510
D0/14-09-002-29W1/0	Aug-13	5510
D0/14-09-002-29W1/0	Sep-13	5755
D0/14-09-002-29W1/0	Oct-13	5800
D0/14-09-002-29W1/0	Nov-13	5800
D0/14-09-002-29W1/0	Dec-13	5800

D0/16-05-002-29W1/0
Monthly Wellhead Injection Pressure

Injection Well UWI	Date	Wellhead Inj Press kPa
D0/16-05-002-29W1/0	Jan-13	5510
D0/16-05-002-29W1/0	Feb-13	5510
D0/16-05-002-29W1/0	Mar-13	5510
D0/16-05-002-29W1/0	Apr-13	5510
D0/16-05-002-29W1/0	May-13	5510
D0/16-05-002-29W1/0	Jun-13	5510
D0/16-05-002-29W1/0	Jul-13	5510
D0/16-05-002-29W1/0	Aug-13	5510
D0/16-05-002-29W1/0	Sep-13	5755
D0/16-05-002-29W1/0	Oct-13	5800
D0/16-05-002-29W1/0	Nov-13	5800
D0/16-05-002-29W1/0	Dec-13	5800